

QUANT ANALYZER REPORT

ŽRž†•...~¼•@EURJPY Default

Source: MT4Report

Symbol: **EURJPY.** Period: **M5 : 04.01.2010 - 24.09.2020**
 Initial deposit: **1000000.0**
 Parameters: **-**

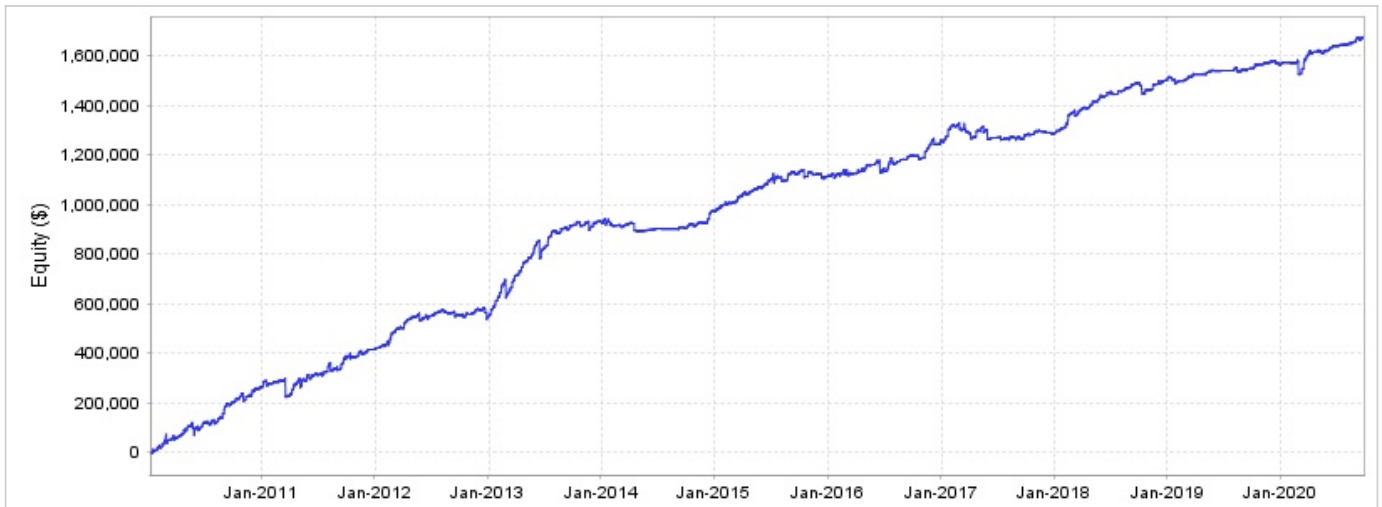
TOTAL PROFIT

\$
1676467.41

PROFIT IN PIPS: **15261 PIPS**
 YRLY AVG PROFIT: **\$ 155975.87**
 YRLY AVG % RET: **15.6 %**
 CAGR: **9.36 %**

| | | | | |
|--------------------|---------------|-------------------|--------------------|------------------|
| # OF TRADES | SHARPE RATIO | PROFIT FACTOR | RETURN / DD RATIO | WINNING % |
| 3436 | 0.17 | 1.67 | 19.93 | 72.56 % |
| DRAWDOWN | % DRAWDOWN | DAILY AVG PROFIT | MTHLY AVG PROFIT | AVERAGE TRADE |
| \$ 84137.27 | 5.79 % | \$ 1025.36 | \$ 12995.87 | \$ 487.91 |
| ANNUAL% / MAX DD% | R EXPECTANCY | R EXP SCORE | SQN | SQN SCORE |
| 1.62 | 0.18 R | 58.35 R | 9.88 | 6.39 |

generated by Quant Analyzer



MONTHLY PERFORMANCE (\$)

| Year | Jan | Feb | Mar | Apr | May | Jun | Jul | Aug | Sep | Oct | Nov | Dec | YTD |
|------|-----------|-----------|-----------|-----------|-----------|-----------|----------|----------|-----------|-----------|----------|-----------|-----------|
| 2020 | 6074.27 | -45462.38 | 79789.55 | 10092.42 | 4881.67 | 19229.7 | 5129.84 | 18448.85 | 13011.21 | 0 | 0 | 0 | 111195.13 |
| 2019 | -11239.82 | 12200.99 | 21462.4 | 1965.99 | 11981.98 | 572.77 | 0 | 4006.69 | 4414.07 | 16780.81 | 11059.43 | -11219.59 | 61985.72 |
| 2018 | 21243.52 | 61706.4 | 16787.04 | 12798.04 | 36787.01 | 14478.72 | 8041.04 | 12925.97 | 18322.88 | -30731.2 | 27459.22 | 16794.25 | 216612.89 |
| 2017 | 50955.01 | 19240.62 | -40625.64 | 9785.45 | -34333.35 | 6764.73 | -2805.19 | -1779.96 | 13908.04 | 15874.24 | -660.66 | -7827.67 | 28495.62 |
| 2016 | 7421.16 | 1044.27 | 3082.88 | 16938.8 | 18329.18 | -14614.43 | 22580.25 | 12546.51 | 16861.42 | -10632.32 | 61846.8 | 8503.54 | 143908.06 |
| 2015 | 25031.14 | 10479.77 | 25264.84 | 18102.93 | 17879.62 | 28517.8 | 9986.26 | 12921.15 | 6909.11 | 355.11 | -7270.01 | -7391.08 | 140786.64 |
| 2014 | -3435.58 | -5654.67 | 7028.05 | -31650.55 | 4553.45 | 5620.83 | -464.88 | -26.56 | 1933.31 | 13155.27 | 7527.92 | 48497 | 47083.59 |
| 2013 | 79239.53 | 8338.19 | 78059.67 | 57638.24 | 63113.05 | -11761.56 | 72481.39 | 6965.89 | 13070.24 | 823.06 | -5651.92 | 15671.52 | 377987.3 |
| 2012 | 10284.79 | 58260.45 | 14747.37 | 45413.88 | -6093.13 | 11657.15 | 18919.07 | -7591.71 | -10722.62 | 5176.67 | 18014.58 | -26654.84 | 131411.66 |
| 2011 | 13631.5 | 14138.27 | -61429.52 | 65368.76 | 16659.4 | -879.8 | 14578.1 | 19904.93 | 36934.47 | 944.24 | 20724.79 | 12585.22 | 153160.36 |
| 2010 | 19961.08 | 17653.03 | 23499.76 | 30618.9 | 2393.35 | 29944.85 | -8079.31 | 53891.16 | 33504.03 | 34685.07 | 5431 | 20337.52 | 263840.44 |

STATS

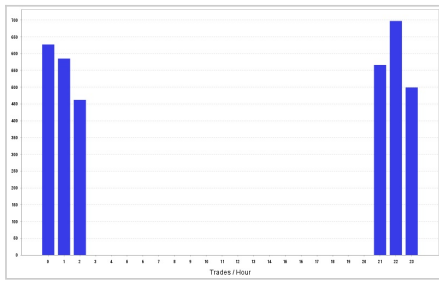
Strategy

| | | | | | |
|--------------------|--------|-----------------------------|------------|----------------------------|-------------|
| Wins/Losses Ratio | 2.64 | Payout Ratio (Avg Win/Loss) | 0.63 | Average # of Bars in Trade | 0 |
| AHPR | 0.03 | Z-Score | -25.75 | Z-Probability | 99.9 % |
| Expectancy | 487.91 | Deviation | \$ 2893.43 | Exposure | -99999999 % |
| Stagnation in Days | 352 | Stagnation in % | 8.99 % | | |

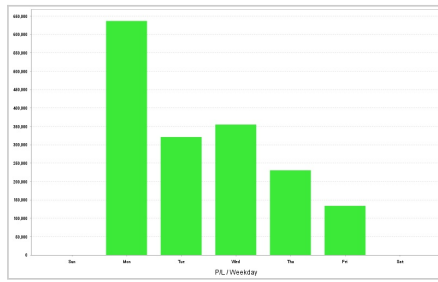
Trades

| | | | | | |
|--------------|---------------|-----------------|----------------|------------------------|-------------|
| # of Wins | 2493 | # of Losses | 943 | # of Cancelled/Expired | 0 |
| Gross Profit | \$ 4196996.22 | Gross Loss | \$ -2520528.81 | Average Win | \$ 1683.51 |
| Largest Win | \$ 11786.96 | Largest Loss | \$ -21167.13 | Average Loss | \$ -2672.88 |
| | | Max Consec Wins | 60 | Max Consec Losses | 15 |

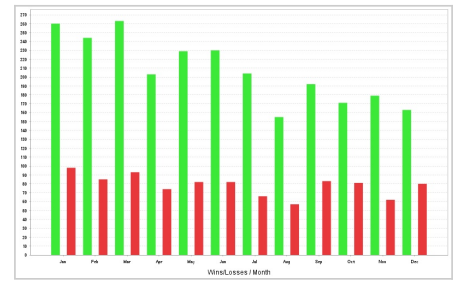
CHARTS



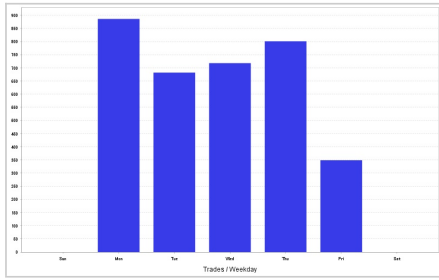
Trades by hour



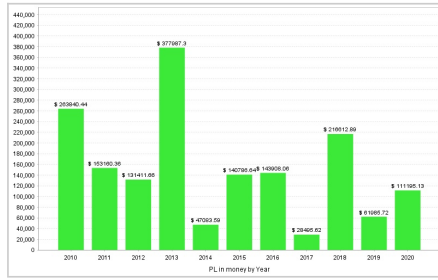
P/L by weekday



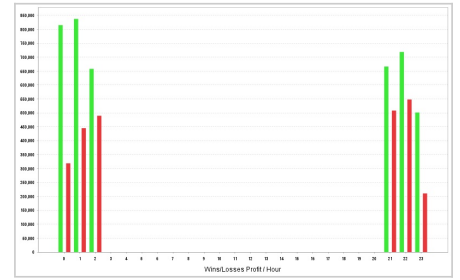
Wins/Losses by month



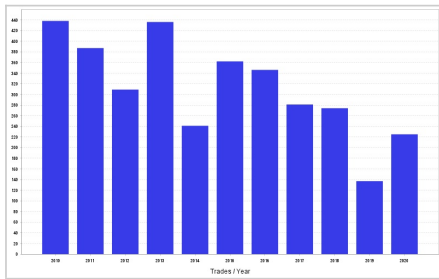
Trades by weekday



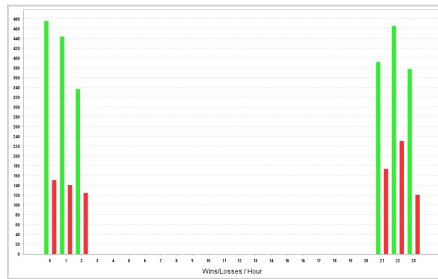
P/L by year



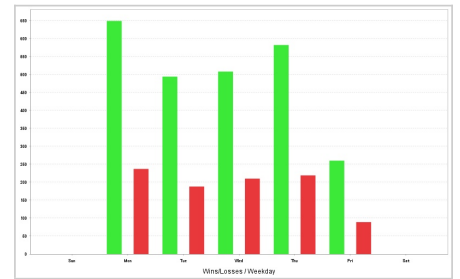
Wins/Losses Profit by hour



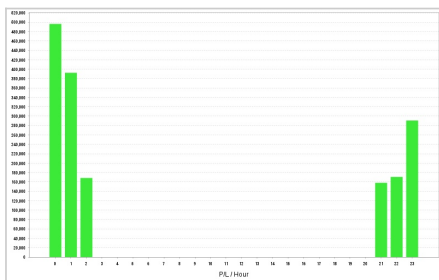
Trades by year



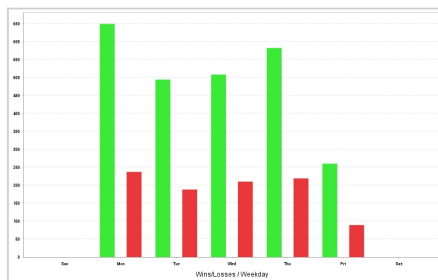
Wins/Losses by hour



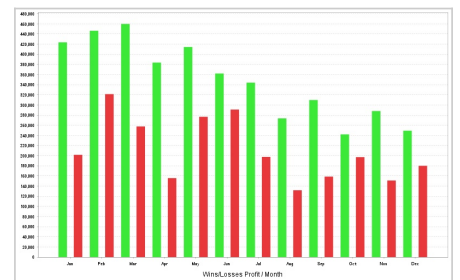
Wins/Losses by weekday



P/L by hour



Wins/Losses by weekday



Wins/Losses Profit by month

TRADES

| Ticket | Type | Open time | Open price | Size | Close time | Close price | Profit/Loss | Comment |
|--------|------|---------------------|------------|------|---------------------|-------------|-------------|---------|
| 1 | Buy | 04.01.2010 00:05:00 | 132.959 | 0.16 | 04.01.2010 00:48:00 | 133.163 | \$ 3051.26 | |
| 5 | Buy | 04.01.2010 01:55:00 | 132.761 | 0.16 | 04.01.2010 02:54:00 | 132.811 | \$ 587.59 | |
| 4 | Buy | 04.01.2010 01:50:00 | 132.858 | 0.16 | 04.01.2010 07:40:00 | 132.724 | \$ -2356.56 | |
| 3 | Buy | 04.01.2010 01:35:00 | 132.897 | 0.16 | 04.01.2010 07:40:00 | 132.722 | \$ -3012.62 | |
| 2 | Buy | 04.01.2010 01:20:00 | 132.98 | 0.16 | 04.01.2010 07:40:00 | 132.734 | \$ -4148.78 | |
| 7 | Buy | 05.01.2010 01:00:00 | 133.188 | 0.16 | 05.01.2010 02:14:00 | 133.267 | \$ 1050.9 | |
| 8 | Buy | 05.01.2010 01:05:00 | 133.177 | 0.16 | 05.01.2010 02:14:00 | 133.271 | \$ 1290.93 | |
| 6 | Buy | 05.01.2010 00:00:00 | 133.289 | 0.16 | 05.01.2010 02:34:00 | 133.319 | \$ 266.74 | |
| 9 | Sell | 05.01.2010 22:00:00 | 131.823 | 0.16 | 05.01.2010 23:12:00 | 131.788 | \$ 349.09 | |
| 10 | Sell | 05.01.2010 23:15:00 | 131.791 | 0.16 | 06.01.2010 01:15:00 | 131.615 | \$ 2569.46 | |
| 14 | Buy | 06.01.2010 23:45:00 | 133.007 | 0.16 | 07.01.2010 02:15:00 | 133.074 | \$ 641.76 | |
| 13 | Buy | 06.01.2010 23:40:00 | 133.042 | 0.16 | 07.01.2010 02:15:00 | 133.072 | \$ 49.71 | |
| 12 | Buy | 06.01.2010 23:20:00 | 133.068 | 0.16 | 07.01.2010 02:15:00 | 133.085 | \$ -158.36 | |
| 11 | Buy | 06.01.2010 23:15:00 | 133.103 | 0.16 | 07.01.2010 02:15:00 | 133.086 | \$ -702.4 | |
| 15 | Sell | 11.01.2010 02:30:00 | 133.71 | 0.16 | 11.01.2010 07:05:00 | 133.795 | \$ -1573.96 | |
| 16 | Sell | 12.01.2010 22:00:00 | 131.904 | 0.16 | 12.01.2010 23:01:00 | 131.826 | \$ 1036.94 | |
| 20 | Sell | 13.01.2010 01:00:00 | 132.063 | 0.16 | 13.01.2010 01:28:00 | 132.038 | \$ 188.69 | |
| 18 | Sell | 13.01.2010 00:40:00 | 131.975 | 0.16 | 13.01.2010 02:11:00 | 131.949 | \$ 204.84 | |

| | | | | | | | |
|----|------|---------------------|---------|------|---------------------|---------|-------------|
| 19 | Sell | 13.01.2010 00:55:00 | 131.989 | 0.16 | 13.01.2010 02:11:00 | 131.954 | \$ 348.81 |
| 21 | Sell | 13.01.2010 02:30:00 | 132.17 | 0.16 | 13.01.2010 03:15:00 | 131.935 | \$ 3548.52 |
| 17 | Sell | 13.01.2010 00:35:00 | 131.921 | 0.16 | 13.01.2010 03:48:00 | 131.715 | \$ 3084.92 |
| 22 | Buy | 14.01.2010 00:30:00 | 132.486 | 0.16 | 14.01.2010 01:59:00 | 132.614 | \$ 1836.02 |
| 23 | Buy | 14.01.2010 00:35:00 | 132.47 | 0.16 | 14.01.2010 01:59:00 | 132.612 | \$ 2060.07 |
| 24 | Buy | 14.01.2010 00:40:00 | 132.459 | 0.16 | 14.01.2010 01:59:00 | 132.623 | \$ 2412.08 |
| 28 | Sell | 14.01.2010 23:20:00 | 132.2 | 0.16 | 15.01.2010 02:20:00 | 132.207 | \$ -359.22 |
| 27 | Sell | 14.01.2010 23:00:00 | 132.072 | 0.16 | 15.01.2010 02:20:00 | 132.217 | \$ -2567.0 |
| 26 | Sell | 14.01.2010 22:50:00 | 132.053 | 0.16 | 15.01.2010 02:20:00 | 132.207 | \$ -2710.96 |
| 25 | Sell | 14.01.2010 22:35:00 | 132.001 | 0.16 | 15.01.2010 02:20:00 | 132.204 | \$ -3494.88 |
| 31 | Sell | 19.01.2010 22:55:00 | 130.348 | 0.16 | 19.01.2010 23:50:00 | 130.221 | \$ 1823.44 |
| 30 | Sell | 19.01.2010 22:30:00 | 130.331 | 0.16 | 19.01.2010 23:50:00 | 130.215 | \$ 1647.47 |
| 29 | Sell | 19.01.2010 21:30:00 | 130.249 | 0.16 | 19.01.2010 23:50:00 | 130.226 | \$ 159.61 |
| 32 | Sell | 21.01.2010 02:30:00 | 128.833 | 0.16 | 21.01.2010 04:10:00 | 128.791 | \$ 465.86 |
| 33 | Sell | 22.01.2010 02:00:00 | 127.506 | 0.16 | 22.01.2010 02:11:00 | 127.371 | \$ 1955.99 |
| 34 | Sell | 27.01.2010 21:40:00 | 126.085 | 0.16 | 27.01.2010 22:20:00 | 125.953 | \$ 1910.24 |
| 35 | Sell | 27.01.2010 21:45:00 | 126.225 | 0.16 | 27.01.2010 22:20:00 | 125.962 | \$ 4006.04 |
| 36 | Sell | 27.01.2010 22:35:00 | 126.236 | 0.16 | 27.01.2010 22:56:00 | 126.214 | \$ 150.01 |
| 37 | Sell | 28.01.2010 00:00:00 | 126.2 | 0.16 | 28.01.2010 01:30:00 | 126.06 | \$ 2038.06 |
| 38 | Sell | 28.01.2010 22:40:00 | 125.768 | 0.16 | 28.01.2010 23:31:00 | 125.611 | \$ 2310.77 |
| 39 | Buy | 01.02.2010 00:30:00 | 124.958 | 0.16 | 01.02.2010 01:06:00 | 124.99 | \$ 312.08 |
| 40 | Sell | 01.02.2010 02:30:00 | 125.331 | 0.16 | 01.02.2010 03:35:00 | 125.141 | \$ 2839.47 |
| 41 | Buy | 01.02.2010 22:05:00 | 126.125 | 0.16 | 02.02.2010 00:30:00 | 126.298 | \$ 2493.72 |
| 43 | Sell | 03.02.2010 02:15:00 | 126.502 | 0.16 | 03.02.2010 02:38:00 | 126.482 | \$ 117.6 |
| 42 | Sell | 03.02.2010 02:05:00 | 126.433 | 0.16 | 03.02.2010 03:15:00 | 126.221 | \$ 3189.7 |
| 47 | Buy | 03.02.2010 23:20:00 | 126.419 | 0.16 | 04.02.2010 05:25:00 | 126.322 | \$ -1971.71 |
| 46 | Buy | 03.02.2010 22:30:00 | 126.443 | 0.16 | 04.02.2010 05:25:00 | 126.337 | \$ -2115.75 |
| 45 | Buy | 03.02.2010 22:20:00 | 126.475 | 0.16 | 04.02.2010 05:25:00 | 126.333 | \$ -2691.81 |
| 44 | Buy | 03.02.2010 22:00:00 | 126.5 | 0.16 | 04.02.2010 05:25:00 | 126.331 | \$ -3123.82 |
| 51 | Buy | 08.02.2010 23:35:00 | 121.917 | 0.16 | 09.02.2010 02:10:00 | 122.025 | \$ 1460.45 |
| 50 | Buy | 08.02.2010 23:20:00 | 121.937 | 0.16 | 09.02.2010 02:10:00 | 122.023 | \$ 1108.44 |
| 49 | Buy | 08.02.2010 23:10:00 | 121.943 | 0.16 | 09.02.2010 02:10:00 | 122.013 | \$ 852.43 |
| 48 | Buy | 08.02.2010 23:00:00 | 121.973 | 0.16 | 09.02.2010 02:10:00 | 122.016 | \$ 420.38 |
| 53 | Sell | 11.02.2010 21:45:00 | 122.867 | 0.16 | 11.02.2010 23:28:00 | 122.846 | \$ 139.42 |
| 55 | Sell | 11.02.2010 23:50:00 | 122.882 | 0.16 | 12.02.2010 01:13:00 | 122.865 | \$ 39.7 |
| 56 | Sell | 11.02.2010 23:55:00 | 122.894 | 0.16 | 12.02.2010 01:13:00 | 122.858 | \$ 343.68 |
| 57 | Sell | 12.02.2010 02:00:00 | 122.93 | 0.16 | 12.02.2010 02:45:00 | 122.676 | \$ 3867.3 |
| 54 | Sell | 11.02.2010 23:35:00 | 122.869 | 0.16 | 12.02.2010 02:45:00 | 122.674 | \$ 2887.72 |
| 52 | Sell | 11.02.2010 21:40:00 | 122.844 | 0.16 | 12.02.2010 02:45:00 | 122.665 | \$ 2631.76 |
| 60 | Sell | 17.02.2010 22:15:00 | 124.217 | 0.16 | 17.02.2010 23:06:00 | 124.187 | \$ 281.24 |
| 59 | Sell | 17.02.2010 22:10:00 | 124.138 | 0.16 | 18.02.2010 00:35:00 | 123.938 | \$ 2894.34 |
| 58 | Sell | 17.02.2010 22:00:00 | 124.092 | 0.16 | 18.02.2010 00:35:00 | 123.942 | \$ 2094.42 |
| 61 | Sell | 18.02.2010 21:25:00 | 124.326 | 0.16 | 18.02.2010 22:38:00 | 124.255 | \$ 937.06 |
| 62 | Sell | 18.02.2010 21:40:00 | 124.388 | 0.16 | 18.02.2010 22:38:00 | 124.266 | \$ 1752.99 |
| 63 | Sell | 18.02.2010 21:45:00 | 124.429 | 0.16 | 18.02.2010 22:38:00 | 124.263 | \$ 2456.92 |
| 67 | Buy | 19.02.2010 01:55:00 | 123.797 | 0.16 | 19.02.2010 03:30:00 | 123.951 | \$ 2265.94 |
| 66 | Buy | 19.02.2010 01:45:00 | 123.88 | 0.16 | 19.02.2010 03:30:00 | 123.941 | \$ 777.81 |
| 65 | Buy | 19.02.2010 01:15:00 | 123.926 | 0.16 | 19.02.2010 03:30:00 | 123.954 | \$ 249.72 |
| 64 | Buy | 19.02.2010 01:05:00 | 124.034 | 0.16 | 19.02.2010 03:30:00 | 123.954 | \$ -1478.44 |
| 68 | Buy | 22.02.2010 00:00:00 | 124.666 | 0.16 | 22.02.2010 00:05:00 | 124.783 | \$ 1672.52 |
| 69 | Sell | 22.02.2010 22:15:00 | 124.075 | 0.16 | 23.02.2010 00:18:00 | 123.989 | \$ 1141.8 |
| 70 | Sell | 22.02.2010 22:20:00 | 124.1 | 0.16 | 23.02.2010 00:18:00 | 123.98 | \$ 1685.76 |
| 74 | Sell | 23.02.2010 02:10:00 | 124.219 | 0.16 | 23.02.2010 02:33:00 | 124.203 | \$ 57.24 |
| 73 | Sell | 23.02.2010 02:00:00 | 124.159 | 0.16 | 23.02.2010 03:20:00 | 123.909 | \$ 3801.34 |
| 72 | Sell | 23.02.2010 01:05:00 | 124.068 | 0.16 | 23.02.2010 03:20:00 | 123.914 | \$ 2265.48 |
| 71 | Sell | 23.02.2010 01:00:00 | 124.029 | 0.16 | 23.02.2010 03:20:00 | 123.909 | \$ 1721.55 |
| 75 | Sell | 23.02.2010 22:00:00 | 121.959 | 0.16 | 23.02.2010 23:01:00 | 121.846 | \$ 1612.88 |
| 79 | Sell | 24.02.2010 01:45:00 | 122.012 | 0.16 | 24.02.2010 02:10:00 | 121.813 | \$ 2988.78 |
| 78 | Sell | 24.02.2010 01:20:00 | 121.992 | 0.16 | 24.02.2010 02:10:00 | 121.821 | \$ 2540.81 |
| 77 | Sell | 24.02.2010 01:15:00 | 121.963 | 0.16 | 24.02.2010 02:10:00 | 121.81 | \$ 2252.87 |

| | | | | | | | |
|-----|------|---------------------|---------|------|---------------------|---------|-------------|
| 76 | Sell | 23.02.2010 23:35:00 | 121.935 | 0.16 | 24.02.2010 02:10:00 | 121.822 | \$ 1577.21 |
| 80 | Buy | 24.02.2010 22:00:00 | 121.94 | 0.16 | 24.02.2010 23:49:00 | 121.98 | \$ 444.92 |
| 81 | Sell | 25.02.2010 02:00:00 | 122.268 | 0.16 | 25.02.2010 02:55:00 | 122.015 | \$ 3852.36 |
| 85 | Sell | 25.02.2010 21:55:00 | 120.751 | 0.16 | 26.02.2010 07:00:00 | 121.242 | \$ -8084.89 |
| 84 | Sell | 25.02.2010 21:50:00 | 120.733 | 0.16 | 26.02.2010 07:00:00 | 121.246 | \$ -8436.84 |
| 83 | Sell | 25.02.2010 21:35:00 | 120.696 | 0.16 | 26.02.2010 07:00:00 | 121.25 | \$ -9092.79 |
| 82 | Sell | 25.02.2010 21:25:00 | 120.665 | 0.16 | 26.02.2010 07:00:00 | 121.237 | \$ -9380.73 |
| 87 | Sell | 01.03.2010 00:05:00 | 121.241 | 0.16 | 01.03.2010 01:11:00 | 121.233 | \$ -65.99 |
| 88 | Sell | 01.03.2010 00:10:00 | 121.369 | 0.16 | 01.03.2010 01:11:00 | 121.226 | \$ 2093.82 |
| 86 | Sell | 01.03.2010 00:00:00 | 121.049 | 0.16 | 01.03.2010 06:25:00 | 121.176 | \$ -2225.67 |
| 89 | Sell | 01.03.2010 21:25:00 | 120.892 | 0.16 | 01.03.2010 22:53:00 | 120.809 | \$ 1134.57 |
| 90 | Sell | 01.03.2010 21:30:00 | 120.912 | 0.16 | 01.03.2010 22:53:00 | 120.806 | \$ 1502.54 |
| 91 | Sell | 01.03.2010 21:45:00 | 120.935 | 0.16 | 01.03.2010 22:53:00 | 120.802 | \$ 1934.5 |
| 92 | Sell | 01.03.2010 21:55:00 | 120.983 | 0.16 | 01.03.2010 22:53:00 | 120.806 | \$ 2638.41 |
| 93 | Sell | 02.03.2010 01:00:00 | 120.981 | 0.16 | 02.03.2010 03:05:00 | 120.819 | \$ 2398.41 |
| 94 | Sell | 03.03.2010 00:00:00 | 120.952 | 0.16 | 03.03.2010 01:54:00 | 120.894 | \$ 734.47 |
| 95 | Buy | 03.03.2010 22:00:00 | 121.092 | 0.16 | 04.03.2010 00:45:00 | 121.239 | \$ 1940.82 |
| 96 | Buy | 10.03.2010 22:30:00 | 123.467 | 0.16 | 10.03.2010 23:45:00 | 123.53 | \$ 810.44 |
| 100 | Buy | 11.03.2010 01:45:00 | 123.408 | 0.16 | 11.03.2010 02:15:00 | 123.453 | \$ 522.54 |
| 99 | Buy | 11.03.2010 01:40:00 | 123.447 | 0.16 | 11.03.2010 11:00:00 | 123.52 | \$ 970.48 |
| 98 | Buy | 11.03.2010 01:35:00 | 123.512 | 0.16 | 11.03.2010 11:00:00 | 123.54 | \$ 250.37 |
| 97 | Buy | 11.03.2010 01:30:00 | 123.554 | 0.16 | 11.03.2010 11:00:00 | 123.523 | \$ -693.68 |
| 104 | Sell | 15.03.2010 23:45:00 | 123.794 | 0.16 | 16.03.2010 01:40:00 | 123.685 | \$ 1510.24 |
| 103 | Sell | 15.03.2010 23:40:00 | 123.784 | 0.16 | 16.03.2010 01:40:00 | 123.672 | \$ 1558.26 |
| 102 | Sell | 15.03.2010 23:35:00 | 123.763 | 0.16 | 16.03.2010 01:40:00 | 123.672 | \$ 1222.28 |
| 101 | Sell | 15.03.2010 23:30:00 | 123.754 | 0.16 | 16.03.2010 01:40:00 | 123.669 | \$ 1126.3 |
| 108 | Sell | 18.03.2010 02:30:00 | 124.214 | 0.16 | 18.03.2010 03:35:00 | 124.078 | \$ 1977.24 |
| 107 | Sell | 18.03.2010 02:25:00 | 124.198 | 0.16 | 18.03.2010 03:35:00 | 124.069 | \$ 1865.27 |
| 106 | Sell | 18.03.2010 02:20:00 | 124.183 | 0.16 | 18.03.2010 03:35:00 | 124.075 | \$ 1529.29 |
| 105 | Sell | 18.03.2010 02:00:00 | 124.153 | 0.16 | 18.03.2010 03:35:00 | 124.072 | \$ 1097.36 |
| 109 | Sell | 19.03.2010 02:00:00 | 123.123 | 0.16 | 19.03.2010 03:27:00 | 123.074 | \$ 587.01 |
| 110 | Sell | 19.03.2010 02:15:00 | 123.157 | 0.16 | 19.03.2010 03:27:00 | 123.074 | \$ 1130.93 |
| 114 | Sell | 22.03.2010 23:35:00 | 122.212 | 0.16 | 23.03.2010 07:10:00 | 122.383 | \$ -2967.22 |
| 113 | Sell | 22.03.2010 22:30:00 | 122.186 | 0.16 | 23.03.2010 07:10:00 | 122.383 | \$ -3383.19 |
| 112 | Sell | 22.03.2010 22:25:00 | 122.16 | 0.16 | 23.03.2010 07:10:00 | 122.392 | \$ -3943.16 |
| 111 | Sell | 22.03.2010 22:05:00 | 122.138 | 0.16 | 23.03.2010 07:10:00 | 122.396 | \$ -4359.1 |
| 116 | Buy | 25.03.2010 01:15:00 | 122.743 | 0.16 | 25.03.2010 02:30:00 | 122.855 | \$ 1595.63 |
| 115 | Buy | 25.03.2010 01:05:00 | 122.781 | 0.16 | 25.03.2010 02:30:00 | 122.845 | \$ 827.56 |
| 117 | Buy | 25.03.2010 21:25:00 | 123.261 | 0.16 | 25.03.2010 22:23:00 | 123.355 | \$ 1306.79 |
| 121 | Buy | 25.03.2010 23:00:00 | 123.135 | 0.16 | 26.03.2010 03:10:00 | 123.221 | \$ 1106.52 |
| 120 | Buy | 25.03.2010 22:50:00 | 123.15 | 0.16 | 26.03.2010 03:10:00 | 123.235 | \$ 1090.5 |
| 119 | Buy | 25.03.2010 22:40:00 | 123.185 | 0.16 | 26.03.2010 03:10:00 | 123.236 | \$ 546.44 |
| 118 | Buy | 25.03.2010 22:35:00 | 123.226 | 0.16 | 26.03.2010 03:10:00 | 123.222 | \$ -333.64 |
| 122 | Sell | 31.03.2010 02:30:00 | 124.779 | 0.16 | 31.03.2010 03:40:00 | 124.514 | \$ 4040.35 |
| 123 | Buy | 31.03.2010 22:05:00 | 126.207 | 0.16 | 31.03.2010 23:10:00 | 126.246 | \$ 422.07 |
| 124 | Sell | 06.04.2010 02:30:00 | 127.311 | 0.16 | 06.04.2010 02:50:00 | 127.096 | \$ 3236.28 |
| 125 | Sell | 06.04.2010 22:00:00 | 125.761 | 0.16 | 07.04.2010 00:35:00 | 125.691 | \$ 883.09 |
| 128 | Sell | 08.04.2010 21:45:00 | 124.776 | 0.16 | 08.04.2010 23:34:00 | 124.721 | \$ 680.36 |
| 129 | Sell | 08.04.2010 21:50:00 | 124.835 | 0.16 | 08.04.2010 23:34:00 | 124.707 | \$ 1848.27 |
| 127 | Sell | 08.04.2010 21:35:00 | 124.729 | 0.16 | 09.04.2010 01:15:00 | 124.712 | \$ 36.76 |
| 126 | Sell | 08.04.2010 21:30:00 | 124.711 | 0.16 | 09.04.2010 01:15:00 | 124.71 | \$ -219.24 |
| 130 | Sell | 15.04.2010 22:00:00 | 126.387 | 0.16 | 15.04.2010 22:49:00 | 126.264 | \$ 1765.79 |
| 132 | Sell | 16.04.2010 01:00:00 | 126.392 | 0.16 | 16.04.2010 01:40:00 | 126.236 | \$ 2293.76 |
| 131 | Sell | 15.04.2010 23:00:00 | 126.363 | 0.16 | 16.04.2010 01:40:00 | 126.241 | \$ 1714.14 |
| 133 | Sell | 19.04.2010 01:30:00 | 124.258 | 0.16 | 19.04.2010 01:59:00 | 124.015 | \$ 3689.2 |
| 134 | Sell | 19.04.2010 21:35:00 | 124.506 | 0.16 | 20.04.2010 04:45:00 | 124.706 | \$ -3434.88 |
| 135 | Buy | 20.04.2010 22:55:00 | 125.224 | 0.16 | 20.04.2010 23:35:00 | 125.278 | \$ 663.66 |
| 136 | Buy | 21.04.2010 02:30:00 | 124.982 | 0.16 | 21.04.2010 05:41:00 | 125.046 | \$ 824.04 |
| 137 | Sell | 22.04.2010 21:30:00 | 124.336 | 0.16 | 23.04.2010 00:50:00 | 124.174 | \$ 2357.37 |
| 138 | Sell | 22.04.2010 22:25:00 | 124.367 | 0.16 | 23.04.2010 00:50:00 | 124.163 | \$ 3029.32 |

| | | | | | | | |
|-----|------|---------------------|---------|------|---------------------|---------|--------------|
| 139 | Sell | 22.04.2010 22:30:00 | 124.453 | 0.16 | 23.04.2010 00:50:00 | 124.18 | \$ 4133.18 |
| 140 | Sell | 22.04.2010 22:40:00 | 124.472 | 0.16 | 23.04.2010 00:50:00 | 124.163 | \$ 4709.16 |
| 141 | Buy | 26.04.2010 00:05:00 | 125.48 | 0.16 | 26.04.2010 01:25:00 | 125.581 | \$ 1415.25 |
| 142 | Buy | 26.04.2010 00:10:00 | 125.415 | 0.16 | 26.04.2010 01:25:00 | 125.585 | \$ 2519.36 |
| 146 | Sell | 27.04.2010 00:05:00 | 125.787 | 0.16 | 27.04.2010 01:55:00 | 125.841 | \$ -1065.28 |
| 145 | Sell | 26.04.2010 23:35:00 | 125.746 | 0.16 | 27.04.2010 01:55:00 | 125.844 | \$ -1804.88 |
| 144 | Sell | 26.04.2010 23:05:00 | 125.691 | 0.16 | 27.04.2010 01:55:00 | 125.844 | \$ -2684.78 |
| 143 | Sell | 26.04.2010 23:00:00 | 125.658 | 0.16 | 27.04.2010 01:55:00 | 125.842 | \$ -3180.72 |
| 148 | Buy | 29.04.2010 01:35:00 | 124.032 | 0.16 | 29.04.2010 02:12:00 | 124.072 | \$ 441.55 |
| 149 | Buy | 29.04.2010 01:40:00 | 124.012 | 0.16 | 29.04.2010 02:12:00 | 124.076 | \$ 825.6 |
| 150 | Buy | 29.04.2010 01:45:00 | 123.916 | 0.16 | 29.04.2010 02:12:00 | 124.073 | \$ 2313.72 |
| 147 | Buy | 29.04.2010 01:30:00 | 124.114 | 0.16 | 29.04.2010 05:45:00 | 124.075 | \$ -822.58 |
| 153 | Buy | 29.04.2010 22:20:00 | 124.443 | 0.16 | 29.04.2010 23:05:00 | 124.466 | \$ 168.91 |
| 154 | Buy | 29.04.2010 22:30:00 | 124.409 | 0.16 | 29.04.2010 23:05:00 | 124.479 | \$ 920.96 |
| 152 | Buy | 29.04.2010 22:05:00 | 124.483 | 0.16 | 30.04.2010 01:11:00 | 124.512 | \$ 192.34 |
| 155 | Buy | 29.04.2010 23:40:00 | 124.426 | 0.16 | 30.04.2010 01:11:00 | 124.501 | \$ 928.44 |
| 156 | Buy | 29.04.2010 23:55:00 | 124.42 | 0.16 | 30.04.2010 01:11:00 | 124.5 | \$ 1008.47 |
| 151 | Buy | 29.04.2010 22:00:00 | 124.523 | 0.16 | 30.04.2010 02:33:00 | 124.617 | \$ 1232.28 |
| 157 | Buy | 03.05.2010 00:00:00 | 125.324 | 0.16 | 03.05.2010 00:05:00 | 125.321 | \$ -248.51 |
| 161 | Buy | 03.05.2010 23:30:00 | 124.716 | 0.16 | 04.05.2010 01:35:00 | 124.922 | \$ 3023.96 |
| 160 | Buy | 03.05.2010 23:15:00 | 124.765 | 0.16 | 04.05.2010 01:35:00 | 124.932 | \$ 2399.9 |
| 159 | Buy | 03.05.2010 23:10:00 | 124.79 | 0.16 | 04.05.2010 01:35:00 | 124.922 | \$ 1839.86 |
| 158 | Buy | 03.05.2010 23:00:00 | 124.814 | 0.16 | 04.05.2010 01:35:00 | 124.932 | \$ 1615.83 |
| 162 | Sell | 05.05.2010 00:55:00 | 122.865 | 0.16 | 05.05.2010 04:39:00 | 122.737 | \$ 1851.4 |
| 163 | Sell | 06.05.2010 00:50:00 | 120.454 | 0.16 | 06.05.2010 01:43:00 | 120.375 | \$ 1071.27 |
| 164 | Sell | 06.05.2010 01:05:00 | 120.484 | 0.16 | 06.05.2010 01:43:00 | 120.365 | \$ 1711.22 |
| 165 | Buy | 12.05.2010 23:30:00 | 117.522 | 0.16 | 13.05.2010 00:09:00 | 117.549 | \$ 26.53 |
| 166 | Sell | 14.05.2010 02:00:00 | 116.326 | 0.16 | 14.05.2010 02:31:00 | 116.264 | \$ 805.88 |
| 167 | Sell | 17.05.2010 01:45:00 | 114.245 | 0.16 | 17.05.2010 03:01:00 | 114.103 | \$ 2089.2 |
| 168 | Sell | 17.05.2010 21:25:00 | 114.255 | 0.16 | 17.05.2010 21:37:00 | 114.087 | \$ 2505.18 |
| 170 | Sell | 17.05.2010 21:55:00 | 114.447 | 0.16 | 18.05.2010 02:05:00 | 114.556 | \$ -1962.79 |
| 169 | Sell | 17.05.2010 21:50:00 | 114.37 | 0.16 | 18.05.2010 02:05:00 | 114.55 | \$ -3098.68 |
| 171 | Buy | 18.05.2010 21:25:00 | 113.067 | 0.16 | 18.05.2010 21:30:00 | 113.151 | \$ 1163.09 |
| 172 | Buy | 18.05.2010 21:40:00 | 112.972 | 0.16 | 18.05.2010 21:49:00 | 113.022 | \$ 619.25 |
| 174 | Buy | 18.05.2010 22:00:00 | 112.656 | 0.16 | 18.05.2010 22:17:00 | 112.861 | \$ 3099.76 |
| 175 | Buy | 18.05.2010 22:05:00 | 112.392 | 0.16 | 18.05.2010 22:17:00 | 112.862 | \$ 7340.17 |
| 173 | Buy | 18.05.2010 21:55:00 | 112.899 | 0.16 | 19.05.2010 02:25:00 | 112.245 | \$ -10717.12 |
| 179 | Buy | 20.05.2010 01:50:00 | 113.511 | 0.16 | 20.05.2010 03:01:00 | 113.547 | \$ 394.37 |
| 178 | Buy | 20.05.2010 01:45:00 | 113.565 | 0.16 | 20.05.2010 07:35:00 | 113.521 | \$ -885.72 |
| 177 | Buy | 20.05.2010 01:40:00 | 113.697 | 0.16 | 20.05.2010 07:35:00 | 113.535 | \$ -2773.9 |
| 176 | Buy | 20.05.2010 01:30:00 | 113.723 | 0.16 | 20.05.2010 07:35:00 | 113.515 | \$ -3509.95 |
| 182 | Sell | 20.05.2010 21:40:00 | 113.311 | 0.16 | 20.05.2010 22:00:00 | 113.269 | \$ 490.69 |
| 183 | Sell | 20.05.2010 21:50:00 | 113.534 | 0.16 | 20.05.2010 22:00:00 | 113.265 | \$ 4122.33 |
| 181 | Sell | 20.05.2010 21:35:00 | 113.097 | 0.16 | 20.05.2010 22:18:00 | 113.002 | \$ 1339.04 |
| 184 | Sell | 20.05.2010 22:05:00 | 113.464 | 0.16 | 20.05.2010 22:18:00 | 112.992 | \$ 7370.47 |
| 180 | Sell | 20.05.2010 21:25:00 | 112.957 | 0.16 | 20.05.2010 22:49:00 | 112.567 | \$ 6059.27 |
| 185 | Sell | 21.05.2010 02:30:00 | 112.165 | 0.16 | 21.05.2010 05:16:00 | 113.475 | \$ -21139.48 |
| 189 | Sell | 25.05.2010 21:50:00 | 111.179 | 0.16 | 25.05.2010 22:02:00 | 111.08 | \$ 1406.12 |
| 186 | Sell | 25.05.2010 21:25:00 | 110.568 | 0.16 | 26.05.2010 00:25:00 | 111.868 | \$ -21012.59 |
| 191 | Sell | 26.05.2010 00:30:00 | 111.901 | 0.16 | 26.05.2010 01:23:00 | 111.455 | \$ 6956.96 |
| 190 | Sell | 25.05.2010 22:05:00 | 111.01 | 0.16 | 26.05.2010 03:10:00 | 111.29 | \$ -4693.32 |
| 188 | Sell | 25.05.2010 21:45:00 | 110.983 | 0.16 | 26.05.2010 03:10:00 | 111.29 | \$ -5125.27 |
| 187 | Sell | 25.05.2010 21:30:00 | 110.849 | 0.16 | 26.05.2010 03:10:00 | 111.309 | \$ -7573.05 |
| 192 | Sell | 27.05.2010 02:30:00 | 109.583 | 0.16 | 27.05.2010 02:47:00 | 109.516 | \$ 896.68 |
| 193 | Buy | 27.05.2010 22:30:00 | 112.167 | 0.16 | 27.05.2010 23:37:00 | 112.514 | \$ 5372.55 |
| 194 | Buy | 27.05.2010 22:35:00 | 112.095 | 0.16 | 27.05.2010 23:37:00 | 112.495 | \$ 6220.67 |
| 195 | Buy | 27.05.2010 22:40:00 | 112.04 | 0.16 | 27.05.2010 23:37:00 | 112.503 | \$ 7228.76 |
| 198 | Buy | 28.05.2010 01:25:00 | 112.242 | 0.16 | 28.05.2010 02:18:00 | 112.311 | \$ 924.42 |
| 199 | Buy | 28.05.2010 01:55:00 | 112.227 | 0.16 | 28.05.2010 02:18:00 | 112.33 | \$ 1468.45 |
| 197 | Buy | 28.05.2010 01:10:00 | 112.356 | 0.16 | 28.05.2010 02:45:00 | 112.503 | \$ 2172.24 |

| | | | | | | | |
|-----|------|---------------------|---------|------|---------------------|---------|-------------|
| 196 | Buy | 28.05.2010 01:00:00 | 112.378 | 0.16 | 28.05.2010 02:45:00 | 112.486 | \$ 1548.21 |
| 201 | Sell | 01.06.2010 00:06:00 | 112.294 | 0.16 | 01.06.2010 01:05:00 | 112.157 | \$ 2012.32 |
| 200 | Sell | 01.06.2010 00:00:00 | 112.275 | 0.16 | 01.06.2010 01:05:00 | 112.15 | \$ 1820.36 |
| 202 | Buy | 03.06.2010 02:30:00 | 112.723 | 0.16 | 03.06.2010 02:51:00 | 112.752 | \$ 283.65 |
| 203 | Sell | 03.06.2010 23:40:00 | 112.811 | 0.16 | 04.06.2010 01:18:00 | 112.672 | \$ 2007.8 |
| 204 | Buy | 07.06.2010 21:25:00 | 109.602 | 0.16 | 07.06.2010 21:33:00 | 109.631 | \$ 288.63 |
| 205 | Buy | 07.06.2010 21:45:00 | 109.479 | 0.16 | 07.06.2010 22:13:00 | 109.573 | \$ 1328.84 |
| 206 | Buy | 07.06.2010 21:50:00 | 109.468 | 0.16 | 07.06.2010 22:13:00 | 109.571 | \$ 1472.87 |
| 207 | Buy | 07.06.2010 21:55:00 | 109.461 | 0.16 | 07.06.2010 22:13:00 | 109.585 | \$ 1808.88 |
| 211 | Buy | 07.06.2010 22:55:00 | 109.167 | 0.16 | 08.06.2010 01:05:00 | 109.032 | \$ -2407.16 |
| 210 | Buy | 07.06.2010 22:45:00 | 109.229 | 0.16 | 08.06.2010 01:05:00 | 109.04 | \$ -3271.24 |
| 209 | Buy | 07.06.2010 22:30:00 | 109.309 | 0.16 | 08.06.2010 01:05:00 | 109.031 | \$ -4695.37 |
| 208 | Buy | 07.06.2010 22:25:00 | 109.405 | 0.16 | 08.06.2010 01:05:00 | 109.04 | \$ -6087.52 |
| 215 | Sell | 08.06.2010 23:45:00 | 109.443 | 0.16 | 09.06.2010 02:45:00 | 109.306 | \$ 1981.21 |
| 214 | Sell | 08.06.2010 23:35:00 | 109.356 | 0.16 | 09.06.2010 02:45:00 | 109.318 | \$ 397.35 |
| 213 | Sell | 08.06.2010 23:30:00 | 109.342 | 0.16 | 09.06.2010 02:45:00 | 109.3 | \$ 461.38 |
| 212 | Sell | 08.06.2010 23:25:00 | 109.267 | 0.16 | 09.06.2010 02:45:00 | 109.307 | \$ -850.51 |
| 219 | Buy | 09.06.2010 21:50:00 | 109.364 | 0.16 | 10.06.2010 01:40:00 | 109.497 | \$ 1735.57 |
| 218 | Buy | 09.06.2010 21:45:00 | 109.473 | 0.16 | 10.06.2010 01:40:00 | 109.515 | \$ 279.4 |
| 217 | Buy | 09.06.2010 21:40:00 | 109.57 | 0.16 | 10.06.2010 01:40:00 | 109.512 | \$ -1320.76 |
| 216 | Buy | 09.06.2010 21:25:00 | 109.596 | 0.16 | 10.06.2010 01:40:00 | 109.507 | \$ -1816.8 |
| 220 | Buy | 11.06.2010 01:30:00 | 110.487 | 0.16 | 11.06.2010 02:25:00 | 110.784 | \$ 4575.21 |
| 221 | Sell | 14.06.2010 00:05:00 | 111.276 | 0.16 | 14.06.2010 01:16:00 | 111.21 | \$ 877.94 |
| 222 | Sell | 14.06.2010 00:15:00 | 111.298 | 0.16 | 14.06.2010 01:16:00 | 111.197 | \$ 1437.91 |
| 225 | Sell | 14.06.2010 02:10:00 | 111.745 | 0.16 | 14.06.2010 02:31:00 | 111.699 | \$ 557.2 |
| 226 | Sell | 14.06.2010 02:15:00 | 111.774 | 0.16 | 14.06.2010 02:31:00 | 111.7 | \$ 1005.16 |
| 224 | Sell | 14.06.2010 02:05:00 | 111.669 | 0.16 | 14.06.2010 10:00:00 | 111.708 | \$ -802.67 |
| 223 | Sell | 14.06.2010 02:00:00 | 111.399 | 0.16 | 14.06.2010 10:00:00 | 111.714 | \$ -5218.24 |
| 228 | Buy | 14.06.2010 21:30:00 | 111.899 | 0.16 | 14.06.2010 22:04:00 | 111.949 | \$ 620.96 |
| 229 | Buy | 14.06.2010 21:35:00 | 111.816 | 0.16 | 14.06.2010 22:04:00 | 111.952 | \$ 1997.1 |
| 227 | Buy | 14.06.2010 21:25:00 | 111.96 | 0.16 | 14.06.2010 22:26:00 | 112.03 | \$ 940.88 |
| 230 | Buy | 14.06.2010 23:00:00 | 111.82 | 0.16 | 15.06.2010 01:10:00 | 111.974 | \$ 2212.61 |
| 233 | Buy | 16.06.2010 02:10:00 | 112.618 | 0.16 | 16.06.2010 02:56:00 | 112.653 | \$ 379.82 |
| 234 | Buy | 16.06.2010 02:15:00 | 112.606 | 0.16 | 16.06.2010 02:56:00 | 112.647 | \$ 475.84 |
| 231 | Buy | 16.06.2010 01:35:00 | 112.673 | 0.16 | 16.06.2010 04:22:00 | 112.806 | \$ 1947.73 |
| 232 | Buy | 16.06.2010 02:05:00 | 112.648 | 0.16 | 16.06.2010 04:22:00 | 112.817 | \$ 2523.78 |
| 235 | Sell | 21.06.2010 00:05:00 | 112.475 | 0.16 | 21.06.2010 00:52:00 | 112.457 | \$ 108.04 |
| 236 | Sell | 21.06.2010 00:15:00 | 112.66 | 0.16 | 21.06.2010 00:52:00 | 112.456 | \$ 3083.73 |
| 237 | Buy | 21.06.2010 21:30:00 | 112.045 | 0.16 | 21.06.2010 21:49:00 | 112.08 | \$ 380.73 |
| 239 | Buy | 21.06.2010 22:20:00 | 111.871 | 0.16 | 21.06.2010 22:41:00 | 111.916 | \$ 541.01 |
| 238 | Buy | 21.06.2010 22:15:00 | 111.979 | 0.16 | 22.06.2010 00:00:00 | 112.105 | \$ 1764.37 |
| 240 | Sell | 23.06.2010 02:05:00 | 111.172 | 0.16 | 23.06.2010 02:55:00 | 110.969 | \$ 3070.13 |
| 242 | Sell | 23.06.2010 21:35:00 | 110.907 | 0.16 | 23.06.2010 21:46:00 | 110.77 | \$ 2014.56 |
| 243 | Sell | 23.06.2010 21:40:00 | 110.933 | 0.16 | 23.06.2010 21:46:00 | 110.766 | \$ 2494.52 |
| 241 | Sell | 23.06.2010 21:30:00 | 110.717 | 0.16 | 23.06.2010 22:11:00 | 110.683 | \$ 366.86 |
| 246 | Sell | 24.06.2010 00:50:00 | 110.763 | 0.16 | 24.06.2010 02:15:00 | 110.675 | \$ 1230.77 |
| 245 | Sell | 24.06.2010 00:45:00 | 110.71 | 0.16 | 24.06.2010 02:15:00 | 110.687 | \$ 190.86 |
| 244 | Sell | 24.06.2010 00:30:00 | 110.69 | 0.16 | 24.06.2010 02:15:00 | 110.682 | \$ -49.12 |
| 247 | Sell | 29.06.2010 21:25:00 | 108.137 | 0.16 | 29.06.2010 21:53:00 | 108.09 | \$ 578.96 |
| 249 | Sell | 30.06.2010 02:05:00 | 108.071 | 0.16 | 30.06.2010 02:51:00 | 108.029 | \$ 499.08 |
| 250 | Sell | 30.06.2010 02:10:00 | 108.093 | 0.16 | 30.06.2010 02:51:00 | 108.015 | \$ 1075.06 |
| 248 | Sell | 30.06.2010 02:00:00 | 108.023 | 0.16 | 30.06.2010 03:30:00 | 107.785 | \$ 3635.16 |
| 254 | Buy | 30.06.2010 22:20:00 | 108.278 | 0.16 | 01.07.2010 03:25:00 | 108.306 | \$ 57.31 |
| 253 | Buy | 30.06.2010 21:45:00 | 108.303 | 0.16 | 01.07.2010 03:25:00 | 108.313 | \$ -230.73 |
| 252 | Buy | 30.06.2010 21:40:00 | 108.399 | 0.16 | 01.07.2010 03:25:00 | 108.3 | \$ -1974.86 |
| 251 | Buy | 30.06.2010 21:35:00 | 108.414 | 0.16 | 01.07.2010 03:25:00 | 108.31 | \$ -2054.89 |
| 255 | Buy | 05.07.2010 02:30:00 | 110.014 | 0.16 | 05.07.2010 03:36:00 | 110.169 | \$ 2303.99 |
| 256 | Sell | 05.07.2010 21:31:00 | 110.087 | 0.16 | 06.07.2010 01:40:00 | 109.993 | \$ 1292.18 |
| 257 | Buy | 06.07.2010 22:25:00 | 110.254 | 0.16 | 07.07.2010 00:02:00 | 110.392 | \$ 1959.11 |
| 260 | Sell | 07.07.2010 22:00:00 | 110.613 | 0.16 | 07.07.2010 22:19:00 | 110.582 | \$ 319.03 |

| | | | | | | | |
|-----|------|---------------------|---------|------|---------------------|---------|--------------|
| 262 | Sell | 07.07.2010 22:40:00 | 110.789 | 0.16 | 08.07.2010 00:35:00 | 110.759 | \$ 195.68 |
| 261 | Sell | 07.07.2010 22:35:00 | 110.702 | 0.16 | 08.07.2010 00:35:00 | 110.756 | \$ -1148.16 |
| 259 | Sell | 07.07.2010 21:30:00 | 110.584 | 0.16 | 08.07.2010 00:35:00 | 110.745 | \$ -2859.98 |
| 258 | Sell | 07.07.2010 21:25:00 | 110.555 | 0.16 | 08.07.2010 00:35:00 | 110.747 | \$ -3355.95 |
| 263 | Buy | 08.07.2010 21:30:00 | 111.894 | 0.16 | 08.07.2010 22:00:00 | 111.964 | \$ 940.98 |
| 264 | Sell | 13.07.2010 22:00:00 | 112.492 | 0.16 | 14.07.2010 08:05:00 | 113.113 | \$ -10151.67 |
| 265 | Sell | 15.07.2010 00:30:00 | 112.71 | 0.16 | 15.07.2010 01:10:00 | 112.426 | \$ 4363.65 |
| 266 | Buy | 16.07.2010 01:30:00 | 112.883 | 0.16 | 16.07.2010 02:41:00 | 112.945 | \$ 811.4 |
| 267 | Buy | 20.07.2010 00:00:00 | 112.185 | 0.16 | 20.07.2010 01:50:00 | 112.293 | \$ 1548.51 |
| 268 | Sell | 20.07.2010 22:35:00 | 112.758 | 0.16 | 20.07.2010 22:59:00 | 112.702 | \$ 715.58 |
| 270 | Sell | 20.07.2010 23:35:00 | 112.799 | 0.16 | 21.07.2010 01:25:00 | 112.61 | \$ 2807.85 |
| 269 | Sell | 20.07.2010 23:10:00 | 112.776 | 0.16 | 21.07.2010 01:25:00 | 112.615 | \$ 2359.88 |
| 273 | Buy | 22.07.2010 23:00:00 | 111.963 | 0.16 | 23.07.2010 00:19:00 | 112.011 | \$ 516.37 |
| 272 | Buy | 22.07.2010 22:50:00 | 112.01 | 0.16 | 23.07.2010 00:40:00 | 112.195 | \$ 2708.29 |
| 271 | Buy | 22.07.2010 22:40:00 | 112.037 | 0.16 | 23.07.2010 00:40:00 | 112.198 | \$ 2324.28 |
| 277 | Buy | 28.07.2010 02:25:00 | 114.015 | 0.16 | 28.07.2010 06:10:00 | 114.134 | \$ 1721.59 |
| 276 | Buy | 28.07.2010 02:05:00 | 114.03 | 0.16 | 28.07.2010 06:10:00 | 114.126 | \$ 1353.56 |
| 275 | Buy | 28.07.2010 02:00:00 | 114.055 | 0.16 | 28.07.2010 06:10:00 | 114.115 | \$ 777.53 |
| 274 | Buy | 28.07.2010 01:30:00 | 114.096 | 0.16 | 28.07.2010 06:10:00 | 114.122 | \$ 233.45 |
| 280 | Buy | 28.07.2010 21:50:00 | 113.492 | 0.16 | 29.07.2010 00:06:00 | 113.579 | \$ 992.96 |
| 281 | Buy | 28.07.2010 21:55:00 | 113.446 | 0.16 | 29.07.2010 00:06:00 | 113.579 | \$ 1729.04 |
| 279 | Buy | 28.07.2010 21:35:00 | 113.601 | 0.16 | 29.07.2010 02:56:00 | 113.627 | \$ 16.79 |
| 278 | Buy | 28.07.2010 21:30:00 | 113.653 | 0.16 | 29.07.2010 06:20:00 | 113.474 | \$ -3263.27 |
| 282 | Buy | 30.07.2010 00:00:00 | 113.49 | 0.16 | 30.07.2010 01:25:00 | 113.56 | \$ 938.4 |
| 283 | Buy | 30.07.2010 00:05:00 | 113.482 | 0.16 | 30.07.2010 01:25:00 | 113.578 | \$ 1354.44 |
| 287 | Buy | 30.07.2010 02:10:00 | 113.305 | 0.16 | 30.07.2010 02:53:00 | 113.35 | \$ 538.7 |
| 286 | Buy | 30.07.2010 01:55:00 | 113.362 | 0.16 | 30.07.2010 08:40:00 | 113.041 | \$ -5317.39 |
| 285 | Buy | 30.07.2010 01:35:00 | 113.383 | 0.16 | 30.07.2010 08:40:00 | 113.057 | \$ -5397.4 |
| 284 | Buy | 30.07.2010 01:30:00 | 113.479 | 0.16 | 30.07.2010 08:40:00 | 113.04 | \$ -7205.56 |
| 288 | Buy | 03.08.2010 01:00:00 | 113.867 | 0.16 | 03.08.2010 01:50:00 | 114.127 | \$ 3977.8 |
| 289 | Sell | 04.08.2010 22:00:00 | 113.597 | 0.16 | 04.08.2010 22:16:00 | 113.547 | \$ 618.23 |
| 290 | Sell | 04.08.2010 22:25:00 | 113.633 | 0.16 | 04.08.2010 23:58:00 | 113.552 | \$ 1114.17 |
| 291 | Sell | 05.08.2010 23:00:00 | 113.187 | 0.16 | 06.08.2010 01:15:00 | 113.115 | \$ 935.21 |
| 292 | Buy | 09.08.2010 01:30:00 | 113.306 | 0.16 | 09.08.2010 03:00:00 | 113.363 | \$ 730.72 |
| 293 | Sell | 10.08.2010 21:30:00 | 112.648 | 0.16 | 10.08.2010 21:57:00 | 112.552 | \$ 1355.76 |
| 294 | Sell | 10.08.2010 21:40:00 | 112.675 | 0.16 | 10.08.2010 21:57:00 | 112.536 | \$ 2043.72 |
| 297 | Sell | 11.08.2010 23:00:00 | 110.005 | 0.16 | 11.08.2010 23:55:00 | 109.754 | \$ 3840.0 |
| 296 | Sell | 11.08.2010 22:50:00 | 109.94 | 0.16 | 11.08.2010 23:55:00 | 109.746 | \$ 2928.09 |
| 295 | Sell | 11.08.2010 22:10:00 | 109.887 | 0.16 | 11.08.2010 23:55:00 | 109.736 | \$ 2240.16 |
| 299 | Sell | 17.08.2010 01:35:00 | 109.541 | 0.16 | 17.08.2010 01:55:00 | 109.393 | \$ 2192.73 |
| 298 | Sell | 17.08.2010 01:30:00 | 109.528 | 0.16 | 17.08.2010 01:55:00 | 109.396 | \$ 1936.74 |
| 300 | Buy | 17.08.2010 22:30:00 | 110.115 | 0.16 | 18.08.2010 00:00:00 | 110.19 | \$ 951.34 |
| 302 | Sell | 25.08.2010 01:40:00 | 106.484 | 0.16 | 25.08.2010 02:42:00 | 106.433 | \$ 645.62 |
| 301 | Sell | 25.08.2010 01:30:00 | 106.427 | 0.16 | 25.08.2010 07:20:00 | 106.645 | \$ -3658.3 |
| 306 | Buy | 26.08.2010 21:50:00 | 107.219 | 0.16 | 26.08.2010 22:45:00 | 107.584 | \$ 5668.47 |
| 305 | Buy | 26.08.2010 21:45:00 | 107.279 | 0.16 | 26.08.2010 22:45:00 | 107.584 | \$ 4708.36 |
| 304 | Buy | 26.08.2010 21:40:00 | 107.324 | 0.16 | 26.08.2010 22:45:00 | 107.59 | \$ 4084.28 |
| 303 | Buy | 26.08.2010 21:30:00 | 107.346 | 0.16 | 26.08.2010 22:45:00 | 107.6 | \$ 3892.24 |
| 310 | Buy | 31.08.2010 21:50:00 | 106.532 | 0.16 | 31.08.2010 23:55:00 | 106.83 | \$ 4597.56 |
| 309 | Buy | 31.08.2010 21:45:00 | 106.604 | 0.16 | 31.08.2010 23:55:00 | 106.817 | \$ 3237.45 |
| 308 | Buy | 31.08.2010 21:40:00 | 106.612 | 0.16 | 31.08.2010 23:55:00 | 106.82 | \$ 3157.44 |
| 307 | Buy | 31.08.2010 21:35:00 | 106.643 | 0.16 | 31.08.2010 23:55:00 | 106.822 | \$ 2693.37 |
| 313 | Sell | 01.09.2010 00:55:00 | 106.809 | 0.16 | 01.09.2010 02:10:00 | 106.646 | \$ 2437.1 |
| 312 | Sell | 01.09.2010 00:20:00 | 106.773 | 0.16 | 01.09.2010 02:10:00 | 106.658 | \$ 1669.16 |
| 311 | Sell | 01.09.2010 00:00:00 | 106.748 | 0.16 | 01.09.2010 02:10:00 | 106.647 | \$ 1445.2 |
| 314 | Buy | 01.09.2010 22:25:00 | 108.027 | 0.16 | 01.09.2010 23:15:00 | 108.158 | \$ 1923.16 |
| 316 | Buy | 02.09.2010 01:35:00 | 108.052 | 0.16 | 02.09.2010 03:05:00 | 108.24 | \$ 2835.13 |
| 315 | Buy | 02.09.2010 01:30:00 | 108.066 | 0.16 | 02.09.2010 03:05:00 | 108.24 | \$ 2611.11 |
| 317 | Sell | 02.09.2010 23:30:00 | 108.138 | 0.16 | 03.09.2010 01:25:00 | 108.033 | \$ 1471.31 |
| 318 | Buy | 06.09.2010 00:00:00 | 108.363 | 0.16 | 06.09.2010 02:06:00 | 108.779 | \$ 6482.61 |

| | | | | | | | |
|-----|------|---------------------|---------|------|---------------------|---------|-------------|
| 321 | Buy | 09.09.2010 00:05:00 | 106.641 | 0.16 | 09.09.2010 01:50:00 | 106.836 | \$ 2949.36 |
| 320 | Buy | 08.09.2010 22:45:00 | 106.672 | 0.16 | 09.09.2010 01:50:00 | 106.827 | \$ 2091.88 |
| 319 | Buy | 08.09.2010 22:30:00 | 106.723 | 0.16 | 09.09.2010 01:50:00 | 106.83 | \$ 1323.82 |
| 322 | Buy | 13.09.2010 00:00:00 | 107.007 | 0.16 | 13.09.2010 00:27:00 | 107.025 | \$ 116.79 |
| 326 | Buy | 14.09.2010 23:55:00 | 107.956 | 0.16 | 15.09.2010 02:35:00 | 107.975 | \$ 58.8 |
| 325 | Buy | 14.09.2010 23:45:00 | 107.975 | 0.16 | 15.09.2010 02:35:00 | 107.972 | \$ -293.24 |
| 324 | Buy | 14.09.2010 23:35:00 | 108.009 | 0.16 | 15.09.2010 02:35:00 | 107.987 | \$ -597.28 |
| 323 | Buy | 14.09.2010 23:30:00 | 108.027 | 0.16 | 15.09.2010 02:35:00 | 107.973 | \$ -1109.33 |
| 327 | Buy | 16.09.2010 01:30:00 | 111.457 | 0.16 | 16.09.2010 02:02:00 | 111.485 | \$ 269.68 |
| 328 | Buy | 16.09.2010 02:30:00 | 111.391 | 0.16 | 16.09.2010 07:45:00 | 110.873 | \$ -8466.22 |
| 329 | Buy | 17.09.2010 00:00:00 | 112.161 | 0.16 | 17.09.2010 01:40:00 | 112.248 | \$ 1212.53 |
| 330 | Buy | 17.09.2010 02:30:00 | 112.113 | 0.16 | 17.09.2010 05:45:00 | 112.3 | \$ 2812.64 |
| 331 | Sell | 20.09.2010 00:02:00 | 111.944 | 0.16 | 20.09.2010 01:25:00 | 111.804 | \$ 2060.89 |
| 332 | Sell | 23.09.2010 21:35:00 | 112.692 | 0.16 | 23.09.2010 21:50:00 | 112.494 | \$ 2987.7 |
| 333 | Sell | 24.09.2010 02:30:00 | 112.617 | 0.16 | 24.09.2010 03:10:00 | 112.332 | \$ 4379.82 |
| 335 | Buy | 27.09.2010 00:10:00 | 113.559 | 0.16 | 27.09.2010 00:50:00 | 113.618 | \$ 762.32 |
| 334 | Buy | 27.09.2010 00:00:00 | 113.608 | 0.16 | 27.09.2010 01:35:00 | 113.657 | \$ 602.24 |
| 336 | Buy | 28.09.2010 01:30:00 | 113.213 | 0.16 | 28.09.2010 03:35:00 | 113.316 | \$ 1466.85 |
| 337 | Sell | 05.10.2010 02:00:00 | 114.218 | 0.16 | 05.10.2010 03:03:00 | 114.18 | \$ 425.26 |
| 338 | Sell | 05.10.2010 02:10:00 | 114.283 | 0.16 | 05.10.2010 03:03:00 | 114.162 | \$ 1753.14 |
| 339 | Sell | 05.10.2010 02:15:00 | 114.318 | 0.16 | 05.10.2010 03:03:00 | 114.169 | \$ 2201.08 |
| 343 | Sell | 07.10.2010 23:40:00 | 114.728 | 0.16 | 08.10.2010 00:40:00 | 114.614 | \$ 1604.75 |
| 342 | Sell | 07.10.2010 23:30:00 | 114.714 | 0.16 | 08.10.2010 00:40:00 | 114.62 | \$ 1284.76 |
| 341 | Sell | 07.10.2010 23:10:00 | 114.707 | 0.16 | 08.10.2010 00:40:00 | 114.629 | \$ 1028.78 |
| 340 | Sell | 07.10.2010 22:00:00 | 114.679 | 0.16 | 08.10.2010 00:40:00 | 114.614 | \$ 820.83 |
| 345 | Sell | 08.10.2010 01:40:00 | 114.737 | 0.16 | 08.10.2010 04:10:00 | 114.58 | \$ 2328.4 |
| 344 | Sell | 08.10.2010 01:30:00 | 114.73 | 0.16 | 08.10.2010 04:10:00 | 114.57 | \$ 2376.42 |
| 349 | Sell | 12.10.2010 22:00:00 | 113.866 | 0.16 | 12.10.2010 23:55:00 | 113.763 | \$ 1465.8 |
| 348 | Sell | 12.10.2010 21:55:00 | 113.841 | 0.16 | 12.10.2010 23:55:00 | 113.766 | \$ 1017.85 |
| 347 | Sell | 12.10.2010 21:30:00 | 113.793 | 0.16 | 12.10.2010 23:55:00 | 113.775 | \$ 105.93 |
| 346 | Sell | 12.10.2010 21:25:00 | 113.706 | 0.16 | 12.10.2010 23:55:00 | 113.761 | \$ -1061.92 |
| 350 | Buy | 15.10.2010 02:30:00 | 114.515 | 0.16 | 15.10.2010 06:50:00 | 114.316 | \$ -3367.23 |
| 351 | Buy | 19.10.2010 00:00:00 | 113.234 | 0.16 | 19.10.2010 01:18:00 | 113.253 | \$ 122.84 |
| 352 | Buy | 19.10.2010 00:10:00 | 113.2 | 0.16 | 19.10.2010 01:18:00 | 113.264 | \$ 842.88 |
| 353 | Buy | 19.10.2010 01:30:00 | 113.139 | 0.16 | 19.10.2010 02:40:00 | 113.413 | \$ 4203.0 |
| 355 | Sell | 20.10.2010 01:15:00 | 112.195 | 0.16 | 20.10.2010 01:43:00 | 112.17 | \$ 220.5 |
| 354 | Sell | 20.10.2010 01:00:00 | 112.149 | 0.16 | 20.10.2010 02:05:00 | 111.989 | \$ 2380.57 |
| 356 | Buy | 21.10.2010 02:00:00 | 113.177 | 0.16 | 21.10.2010 02:55:00 | 113.335 | \$ 2346.92 |
| 358 | Buy | 25.10.2010 02:10:00 | 113.333 | 0.16 | 25.10.2010 03:10:00 | 113.595 | \$ 4010.68 |
| 357 | Buy | 25.10.2010 02:00:00 | 113.348 | 0.16 | 25.10.2010 03:10:00 | 113.575 | \$ 3450.64 |
| 359 | Sell | 25.10.2010 21:55:00 | 112.998 | 0.16 | 25.10.2010 23:50:00 | 112.924 | \$ 1003.19 |
| 360 | Sell | 25.10.2010 22:00:00 | 113.006 | 0.16 | 25.10.2010 23:50:00 | 112.926 | \$ 1099.17 |
| 361 | Sell | 25.10.2010 22:30:00 | 113.055 | 0.16 | 25.10.2010 23:50:00 | 112.926 | \$ 1883.12 |
| 363 | Sell | 27.10.2010 23:35:00 | 112.564 | 0.16 | 28.10.2010 02:55:00 | 112.511 | \$ 560.84 |
| 362 | Sell | 27.10.2010 23:30:00 | 112.559 | 0.16 | 28.10.2010 02:55:00 | 112.505 | \$ 576.87 |
| 365 | Sell | 01.11.2010 01:05:00 | 112.219 | 0.16 | 01.11.2010 01:20:00 | 112.166 | \$ 668.43 |
| 367 | Sell | 01.11.2010 02:05:00 | 112.32 | 0.16 | 01.11.2010 08:20:00 | 112.661 | \$ -5635.71 |
| 366 | Sell | 01.11.2010 01:50:00 | 112.272 | 0.16 | 01.11.2010 08:20:00 | 112.662 | \$ -6419.64 |
| 364 | Sell | 01.11.2010 01:00:00 | 112.179 | 0.16 | 01.11.2010 08:20:00 | 112.649 | \$ -7699.5 |
| 368 | Sell | 02.11.2010 01:30:00 | 112.008 | 0.16 | 02.11.2010 11:30:00 | 112.455 | \$ -7331.23 |
| 369 | Sell | 02.11.2010 01:35:00 | 112.033 | 0.16 | 02.11.2010 11:40:00 | 112.417 | \$ -6323.24 |
| 373 | Buy | 02.11.2010 23:45:00 | 113.119 | 0.16 | 03.11.2010 00:40:00 | 113.255 | \$ 1922.52 |
| 372 | Buy | 02.11.2010 23:00:00 | 113.164 | 0.16 | 03.11.2010 00:40:00 | 113.253 | \$ 1170.45 |
| 371 | Buy | 02.11.2010 22:45:00 | 113.2 | 0.16 | 03.11.2010 00:40:00 | 113.246 | \$ 482.39 |
| 370 | Buy | 02.11.2010 22:00:00 | 113.221 | 0.16 | 03.11.2010 00:40:00 | 113.242 | \$ 82.38 |
| 376 | Buy | 04.11.2010 02:25:00 | 114.441 | 0.16 | 04.11.2010 02:48:00 | 114.455 | \$ 40.9 |
| 377 | Buy | 04.11.2010 02:30:00 | 114.424 | 0.16 | 04.11.2010 02:48:00 | 114.45 | \$ 232.92 |
| 375 | Buy | 04.11.2010 02:05:00 | 114.456 | 0.16 | 04.11.2010 03:45:00 | 114.578 | \$ 1768.89 |
| 374 | Buy | 04.11.2010 02:00:00 | 114.518 | 0.16 | 04.11.2010 03:45:00 | 114.58 | \$ 808.76 |
| 378 | Sell | 09.11.2010 21:25:00 | 112.945 | 0.16 | 09.11.2010 22:16:00 | 112.752 | \$ 2907.29 |

| | | | | | | | |
|-----|------|---------------------|---------|------|---------------------|---------|-------------|
| 379 | Sell | 09.11.2010 21:35:00 | 112.976 | 0.16 | 09.11.2010 22:16:00 | 112.745 | \$ 3515.25 |
| 380 | Sell | 09.11.2010 21:40:00 | 112.999 | 0.16 | 09.11.2010 22:16:00 | 112.743 | \$ 3915.2 |
| 384 | Buy | 10.11.2010 00:35:00 | 112.457 | 0.16 | 10.11.2010 02:55:00 | 112.523 | \$ 876.06 |
| 383 | Buy | 10.11.2010 00:00:00 | 112.5 | 0.16 | 10.11.2010 02:55:00 | 112.516 | \$ 76.0 |
| 382 | Buy | 09.11.2010 23:55:00 | 112.556 | 0.16 | 10.11.2010 02:55:00 | 112.533 | \$ -620.57 |
| 381 | Buy | 09.11.2010 23:30:00 | 112.582 | 0.16 | 10.11.2010 02:55:00 | 112.521 | \$ -1228.62 |
| 385 | Buy | 10.11.2010 22:00:00 | 113.138 | 0.16 | 10.11.2010 23:27:00 | 113.353 | \$ 3258.97 |
| 386 | Buy | 11.11.2010 00:30:00 | 113.168 | 0.16 | 11.11.2010 02:00:00 | 113.232 | \$ 842.92 |
| 390 | Sell | 15.11.2010 23:30:00 | 113.02 | 0.16 | 16.11.2010 00:32:00 | 112.952 | \$ 871.5 |
| 389 | Sell | 15.11.2010 22:40:00 | 112.953 | 0.16 | 16.11.2010 01:24:00 | 112.924 | \$ 247.6 |
| 388 | Sell | 15.11.2010 22:20:00 | 112.929 | 0.16 | 16.11.2010 02:37:00 | 112.91 | \$ 87.62 |
| 387 | Sell | 15.11.2010 22:00:00 | 112.916 | 0.16 | 16.11.2010 07:55:00 | 112.998 | \$ -1528.34 |
| 391 | Sell | 17.11.2010 00:30:00 | 112.505 | 0.16 | 17.11.2010 01:37:00 | 112.448 | \$ 731.98 |
| 392 | Sell | 17.11.2010 02:00:00 | 112.509 | 0.16 | 17.11.2010 03:16:00 | 112.455 | \$ 683.97 |
| 393 | Buy | 18.11.2010 21:25:00 | 113.707 | 0.16 | 18.11.2010 23:05:00 | 113.847 | \$ 2058.06 |
| 395 | Sell | 23.11.2010 00:05:00 | 113.536 | 0.16 | 23.11.2010 01:50:00 | 113.406 | \$ 1898.33 |
| 394 | Sell | 22.11.2010 23:55:00 | 113.502 | 0.16 | 23.11.2010 01:50:00 | 113.407 | \$ 1302.7 |
| 396 | Sell | 23.11.2010 21:55:00 | 111.265 | 0.16 | 23.11.2010 23:30:00 | 111.14 | \$ 1821.97 |
| 400 | Sell | 24.11.2010 01:35:00 | 111.307 | 0.16 | 24.11.2010 08:25:00 | 111.366 | \$ -1122.11 |
| 399 | Sell | 24.11.2010 01:30:00 | 111.299 | 0.16 | 24.11.2010 08:25:00 | 111.363 | \$ -1202.07 |
| 398 | Sell | 24.11.2010 01:15:00 | 111.28 | 0.16 | 24.11.2010 08:25:00 | 111.373 | \$ -1666.04 |
| 397 | Sell | 24.11.2010 01:10:00 | 111.232 | 0.16 | 24.11.2010 08:25:00 | 111.357 | \$ -2177.99 |
| 401 | Buy | 25.11.2010 23:00:00 | 111.61 | 0.16 | 26.11.2010 04:05:00 | 111.772 | \$ 2340.93 |
| 402 | Sell | 29.11.2010 00:30:00 | 111.561 | 0.16 | 29.11.2010 02:25:00 | 111.486 | \$ 1021.51 |
| 403 | Sell | 29.11.2010 00:35:00 | 111.668 | 0.16 | 29.11.2010 02:25:00 | 111.488 | \$ 2701.34 |
| 404 | Sell | 29.11.2010 00:50:00 | 111.725 | 0.16 | 29.11.2010 02:25:00 | 111.476 | \$ 3805.24 |
| 407 | Sell | 29.11.2010 23:40:00 | 110.584 | 0.16 | 30.11.2010 00:35:00 | 110.514 | \$ 907.37 |
| 406 | Sell | 29.11.2010 23:35:00 | 110.576 | 0.16 | 30.11.2010 00:35:00 | 110.507 | \$ 891.4 |
| 405 | Sell | 29.11.2010 22:30:00 | 110.559 | 0.16 | 30.11.2010 00:35:00 | 110.506 | \$ 635.42 |
| 408 | Sell | 30.11.2010 22:40:00 | 108.882 | 0.16 | 30.11.2010 23:00:00 | 108.633 | \$ 3809.79 |
| 411 | Sell | 01.12.2010 02:00:00 | 108.743 | 0.16 | 01.12.2010 02:35:00 | 108.506 | \$ 3617.99 |
| 410 | Sell | 01.12.2010 01:35:00 | 108.693 | 0.16 | 01.12.2010 02:35:00 | 108.493 | \$ 3026.07 |
| 409 | Sell | 01.12.2010 01:30:00 | 108.69 | 0.16 | 01.12.2010 02:35:00 | 108.501 | \$ 2850.1 |
| 415 | Buy | 02.12.2010 02:05:00 | 110.275 | 0.16 | 02.12.2010 03:44:00 | 110.37 | \$ 1343.57 |
| 414 | Buy | 02.12.2010 02:00:00 | 110.424 | 0.16 | 02.12.2010 07:55:00 | 110.313 | \$ -1952.67 |
| 413 | Buy | 02.12.2010 01:05:00 | 110.463 | 0.16 | 02.12.2010 07:55:00 | 110.317 | \$ -2512.75 |
| 412 | Buy | 02.12.2010 01:00:00 | 110.491 | 0.16 | 02.12.2010 07:55:00 | 110.318 | \$ -2944.77 |
| 416 | Buy | 03.12.2010 02:30:00 | 110.568 | 0.16 | 03.12.2010 03:42:00 | 110.622 | \$ 687.1 |
| 419 | Buy | 07.12.2010 23:50:00 | 110.681 | 0.16 | 08.12.2010 01:20:00 | 110.781 | \$ 1350.42 |
| 418 | Buy | 07.12.2010 23:40:00 | 110.716 | 0.16 | 08.12.2010 01:20:00 | 110.787 | \$ 886.38 |
| 417 | Buy | 07.12.2010 23:35:00 | 110.75 | 0.16 | 08.12.2010 01:20:00 | 110.789 | \$ 374.34 |
| 420 | Buy | 08.12.2010 02:00:00 | 110.612 | 0.16 | 08.12.2010 02:55:00 | 110.883 | \$ 4159.03 |
| 422 | Sell | 10.12.2010 01:50:00 | 110.985 | 0.16 | 10.12.2010 02:25:00 | 110.8 | \$ 2782.4 |
| 421 | Sell | 10.12.2010 01:30:00 | 110.981 | 0.16 | 10.12.2010 02:25:00 | 110.82 | \$ 2398.43 |
| 424 | Buy | 13.12.2010 00:35:00 | 110.849 | 0.16 | 13.12.2010 05:00:00 | 110.757 | \$ -1649.36 |
| 423 | Buy | 13.12.2010 00:30:00 | 110.865 | 0.16 | 13.12.2010 05:00:00 | 110.758 | \$ -1889.37 |
| 425 | Sell | 21.12.2010 00:00:00 | 109.995 | 0.16 | 21.12.2010 01:55:00 | 109.881 | \$ 1648.01 |
| 426 | Sell | 22.12.2010 02:30:00 | 109.81 | 0.16 | 22.12.2010 07:25:00 | 109.942 | \$ -2287.69 |
| 428 | Sell | 23.12.2010 02:20:00 | 109.607 | 0.16 | 23.12.2010 03:45:00 | 109.398 | \$ 3168.64 |
| 427 | Sell | 23.12.2010 02:00:00 | 109.585 | 0.16 | 23.12.2010 03:45:00 | 109.382 | \$ 3072.66 |
| 432 | Sell | 24.12.2010 02:20:00 | 109.003 | 0.16 | 24.12.2010 03:50:00 | 108.952 | \$ 641.59 |
| 431 | Sell | 24.12.2010 02:10:00 | 108.981 | 0.16 | 24.12.2010 03:50:00 | 108.94 | \$ 481.61 |
| 430 | Sell | 24.12.2010 02:05:00 | 108.977 | 0.16 | 24.12.2010 03:50:00 | 108.951 | \$ 241.64 |
| 429 | Sell | 24.12.2010 02:00:00 | 108.951 | 0.16 | 24.12.2010 03:50:00 | 108.952 | \$ -190.32 |
| 436 | Sell | 28.12.2010 22:10:00 | 108.062 | 0.16 | 28.12.2010 23:55:00 | 108.039 | \$ 195.08 |
| 435 | Sell | 28.12.2010 21:45:00 | 108.055 | 0.16 | 28.12.2010 23:55:00 | 108.032 | \$ 195.11 |
| 434 | Sell | 28.12.2010 21:35:00 | 108.027 | 0.16 | 28.12.2010 23:55:00 | 108.037 | \$ -332.84 |
| 433 | Sell | 28.12.2010 21:30:00 | 107.996 | 0.16 | 28.12.2010 23:55:00 | 108.038 | \$ -844.78 |
| 437 | Buy | 30.12.2010 02:30:00 | 107.764 | 0.16 | 30.12.2010 03:33:00 | 107.791 | \$ 259.6 |
| 438 | Buy | 30.12.2010 22:00:00 | 108.273 | 0.16 | 31.12.2010 02:00:00 | 108.386 | \$ 1562.3 |

| | | | | | | | |
|-----|------|---------------------|---------|------|---------------------|---------|--------------|
| 439 | Buy | 03.01.2011 01:00:00 | 108.107 | 0.16 | 03.01.2011 01:56:00 | 108.362 | \$ 3907.02 |
| 441 | Buy | 04.01.2011 01:35:00 | 109.022 | 0.16 | 04.01.2011 02:17:00 | 109.087 | \$ 865.56 |
| 443 | Buy | 04.01.2011 02:30:00 | 108.95 | 0.16 | 04.01.2011 03:20:00 | 109.252 | \$ 4657.7 |
| 442 | Buy | 04.01.2011 02:25:00 | 109.004 | 0.16 | 04.01.2011 03:20:00 | 109.256 | \$ 3857.61 |
| 440 | Buy | 04.01.2011 01:30:00 | 109.077 | 0.16 | 04.01.2011 03:20:00 | 109.262 | \$ 2785.47 |
| 445 | Sell | 05.01.2011 00:50:00 | 109.277 | 0.16 | 05.01.2011 02:15:00 | 109.184 | \$ 1313.15 |
| 444 | Sell | 05.01.2011 00:30:00 | 109.231 | 0.16 | 05.01.2011 02:15:00 | 109.177 | \$ 689.24 |
| 446 | Buy | 06.01.2011 01:00:00 | 109.427 | 0.16 | 06.01.2011 02:05:00 | 109.527 | \$ 1424.91 |
| 447 | Sell | 06.01.2011 22:50:00 | 108.494 | 0.16 | 07.01.2011 00:05:00 | 108.302 | \$ 2862.74 |
| 448 | Sell | 07.01.2011 02:30:00 | 108.343 | 0.16 | 07.01.2011 06:00:00 | 108.304 | \$ 450.66 |
| 449 | Buy | 13.01.2011 22:00:00 | 110.407 | 0.16 | 13.01.2011 23:25:00 | 110.64 | \$ 3551.35 |
| 453 | Buy | 14.01.2011 01:30:00 | 110.462 | 0.16 | 14.01.2011 08:50:00 | 110.199 | \$ -4384.74 |
| 452 | Buy | 14.01.2011 00:55:00 | 110.483 | 0.16 | 14.01.2011 08:50:00 | 110.204 | \$ -4640.76 |
| 451 | Buy | 14.01.2011 00:50:00 | 110.502 | 0.16 | 14.01.2011 08:50:00 | 110.203 | \$ -4960.79 |
| 450 | Buy | 14.01.2011 00:45:00 | 110.548 | 0.16 | 14.01.2011 08:50:00 | 110.209 | \$ -5600.88 |
| 454 | Buy | 18.01.2011 21:30:00 | 110.493 | 0.16 | 18.01.2011 23:20:00 | 110.503 | \$ -16.77 |
| 455 | Buy | 18.01.2011 21:45:00 | 110.459 | 0.16 | 18.01.2011 23:20:00 | 110.51 | \$ 639.26 |
| 459 | Buy | 21.01.2011 02:05:00 | 111.662 | 0.16 | 21.01.2011 02:55:00 | 111.829 | \$ 2493.35 |
| 458 | Buy | 21.01.2011 01:20:00 | 111.698 | 0.16 | 21.01.2011 02:55:00 | 111.835 | \$ 2013.27 |
| 457 | Buy | 21.01.2011 00:55:00 | 111.727 | 0.16 | 21.01.2011 02:55:00 | 111.847 | \$ 1741.24 |
| 456 | Buy | 21.01.2011 00:40:00 | 111.751 | 0.16 | 21.01.2011 02:55:00 | 111.835 | \$ 1165.21 |
| 463 | Sell | 25.01.2011 22:30:00 | 112.531 | 0.16 | 26.01.2011 01:01:00 | 112.514 | \$ 56.25 |
| 462 | Sell | 25.01.2011 22:25:00 | 112.431 | 0.16 | 26.01.2011 02:20:00 | 112.402 | \$ 248.42 |
| 461 | Sell | 25.01.2011 22:05:00 | 112.409 | 0.16 | 26.01.2011 02:20:00 | 112.409 | \$ -215.53 |
| 460 | Sell | 25.01.2011 22:00:00 | 112.343 | 0.16 | 26.01.2011 02:20:00 | 112.409 | \$ -1271.44 |
| 465 | Sell | 03.02.2011 22:05:00 | 111.337 | 0.16 | 04.02.2011 00:02:00 | 111.31 | \$ 218.17 |
| 464 | Sell | 03.02.2011 22:00:00 | 111.31 | 0.16 | 04.02.2011 01:05:00 | 111.216 | \$ 1290.2 |
| 466 | Sell | 04.02.2011 01:30:00 | 111.298 | 0.16 | 04.02.2011 03:00:00 | 111.18 | \$ 1709.93 |
| 467 | Buy | 07.02.2011 00:00:00 | 111.394 | 0.16 | 07.02.2011 01:16:00 | 111.582 | \$ 2829.76 |
| 468 | Sell | 07.02.2011 21:35:00 | 111.854 | 0.16 | 08.02.2011 00:10:00 | 111.792 | \$ 777.36 |
| 471 | Buy | 15.02.2011 23:00:00 | 112.994 | 0.16 | 16.02.2011 01:30:00 | 113.043 | \$ 530.72 |
| 470 | Buy | 15.02.2011 21:35:00 | 113.031 | 0.16 | 16.02.2011 01:30:00 | 113.056 | \$ 146.67 |
| 469 | Buy | 15.02.2011 21:30:00 | 113.056 | 0.16 | 16.02.2011 01:30:00 | 113.038 | \$ -541.36 |
| 475 | Sell | 24.02.2011 23:10:00 | 113.097 | 0.16 | 25.02.2011 00:20:00 | 112.975 | \$ 1735.36 |
| 474 | Sell | 24.02.2011 22:40:00 | 113.074 | 0.16 | 25.02.2011 00:20:00 | 112.982 | \$ 1255.41 |
| 473 | Sell | 24.02.2011 21:35:00 | 112.951 | 0.16 | 25.02.2011 00:20:00 | 112.972 | \$ -552.42 |
| 472 | Sell | 24.02.2011 21:30:00 | 112.868 | 0.16 | 25.02.2011 00:20:00 | 112.973 | \$ -1896.27 |
| 476 | Sell | 25.02.2011 01:30:00 | 113.259 | 0.16 | 25.02.2011 03:02:00 | 113.214 | \$ 538.79 |
| 477 | Sell | 25.02.2011 01:35:00 | 113.273 | 0.16 | 25.02.2011 03:02:00 | 113.203 | \$ 938.76 |
| 478 | Sell | 25.02.2011 01:45:00 | 113.35 | 0.16 | 25.02.2011 03:02:00 | 113.211 | \$ 2042.64 |
| 479 | Sell | 25.02.2011 02:00:00 | 113.415 | 0.16 | 25.02.2011 03:02:00 | 113.209 | \$ 3114.55 |
| 483 | Buy | 01.03.2011 21:50:00 | 112.839 | 0.16 | 02.03.2011 00:15:00 | 112.845 | \$ -157.02 |
| 482 | Buy | 01.03.2011 21:40:00 | 112.89 | 0.16 | 02.03.2011 00:15:00 | 112.862 | \$ -701.09 |
| 481 | Buy | 01.03.2011 21:35:00 | 112.91 | 0.16 | 02.03.2011 00:15:00 | 112.857 | \$ -1101.12 |
| 480 | Buy | 01.03.2011 21:30:00 | 112.918 | 0.16 | 02.03.2011 00:15:00 | 112.846 | \$ -1405.15 |
| 487 | Buy | 04.03.2011 02:30:00 | 114.897 | 0.16 | 04.03.2011 07:30:00 | 114.949 | \$ 648.17 |
| 486 | Buy | 04.03.2011 02:25:00 | 114.914 | 0.16 | 04.03.2011 07:30:00 | 114.951 | \$ 408.14 |
| 485 | Buy | 04.03.2011 01:15:00 | 114.965 | 0.16 | 04.03.2011 07:30:00 | 114.944 | \$ -519.95 |
| 484 | Buy | 04.03.2011 01:10:00 | 115.005 | 0.16 | 04.03.2011 07:30:00 | 114.946 | \$ -1128.01 |
| 488 | Sell | 09.03.2011 01:30:00 | 115.07 | 0.16 | 09.03.2011 10:10:00 | 114.911 | \$ 2359.87 |
| 490 | Sell | 11.03.2011 02:30:00 | 114.544 | 0.16 | 11.03.2011 03:51:00 | 114.507 | \$ 408.71 |
| 489 | Sell | 11.03.2011 00:00:00 | 114.486 | 0.16 | 11.03.2011 05:45:00 | 114.417 | \$ 920.8 |
| 492 | Sell | 15.03.2011 22:15:00 | 113.27 | 0.16 | 15.03.2011 22:30:00 | 113.233 | \$ 410.78 |
| 491 | Sell | 15.03.2011 22:10:00 | 113.226 | 0.16 | 16.03.2011 00:42:00 | 113.066 | \$ 2343.16 |
| 493 | Sell | 16.03.2011 02:30:00 | 113.231 | 0.16 | 16.03.2011 05:10:00 | 112.962 | \$ 4122.83 |
| 494 | Sell | 17.03.2011 02:05:00 | 109.452 | 0.16 | 17.03.2011 04:05:00 | 110.764 | \$ -21167.13 |
| 495 | Sell | 17.03.2011 02:10:00 | 109.5 | 0.16 | 17.03.2011 04:07:00 | 110.796 | \$ -20911.2 |
| 496 | Sell | 17.03.2011 02:15:00 | 109.516 | 0.16 | 17.03.2011 04:07:00 | 110.819 | \$ -21023.24 |
| 497 | Sell | 17.03.2011 02:25:00 | 109.567 | 0.16 | 17.03.2011 05:35:00 | 110.31 | \$ -12063.32 |
| 498 | Buy | 17.03.2011 23:00:00 | 110.608 | 0.16 | 17.03.2011 23:50:00 | 110.649 | \$ 479.03 |

| | | | | | | | |
|-----|------|---------------------|---------|------|---------------------|---------|-------------|
| 499 | Buy | 17.03.2011 23:20:00 | 110.596 | 0.16 | 17.03.2011 23:50:00 | 110.644 | \$ 591.06 |
| 500 | Buy | 21.03.2011 00:18:00 | 114.623 | 0.16 | 21.03.2011 03:00:00 | 114.798 | \$ 2616.62 |
| 501 | Buy | 25.03.2011 02:30:00 | 114.693 | 0.16 | 25.03.2011 03:25:00 | 114.726 | \$ 344.5 |
| 502 | Buy | 30.03.2011 01:30:00 | 116.228 | 0.16 | 30.03.2011 02:45:00 | 116.433 | \$ 3094.04 |
| 503 | Buy | 01.04.2011 00:00:00 | 117.671 | 0.16 | 01.04.2011 02:05:00 | 118.058 | \$ 6003.73 |
| 505 | Sell | 05.04.2011 01:00:00 | 119.622 | 0.16 | 05.04.2011 04:45:00 | 119.696 | \$ -1375.41 |
| 504 | Sell | 04.04.2011 22:00:00 | 119.531 | 0.16 | 05.04.2011 04:45:00 | 119.703 | \$ -2978.94 |
| 509 | Buy | 07.04.2011 01:30:00 | 122.218 | 0.16 | 07.04.2011 02:25:00 | 122.516 | \$ 4572.47 |
| 508 | Buy | 07.04.2011 01:25:00 | 122.23 | 0.16 | 07.04.2011 02:25:00 | 122.526 | \$ 4540.43 |
| 507 | Buy | 07.04.2011 01:20:00 | 122.281 | 0.16 | 07.04.2011 02:25:00 | 122.535 | \$ 3868.34 |
| 506 | Buy | 07.04.2011 01:00:00 | 122.38 | 0.16 | 07.04.2011 02:25:00 | 122.52 | \$ 2044.19 |
| 510 | Sell | 07.04.2011 23:30:00 | 121.589 | 0.16 | 08.04.2011 00:16:00 | 121.47 | \$ 1673.78 |
| 511 | Sell | 07.04.2011 23:35:00 | 121.63 | 0.16 | 08.04.2011 00:16:00 | 121.469 | \$ 2345.69 |
| 512 | Sell | 07.04.2011 23:50:00 | 121.662 | 0.16 | 08.04.2011 00:16:00 | 121.467 | \$ 2889.67 |
| 513 | Sell | 12.04.2011 01:30:00 | 122.405 | 0.16 | 12.04.2011 02:10:00 | 121.992 | \$ 6412.16 |
| 514 | Sell | 12.04.2011 21:30:00 | 121.442 | 0.16 | 12.04.2011 21:56:00 | 121.338 | \$ 1469.67 |
| 516 | Buy | 12.04.2011 23:40:00 | 120.961 | 0.16 | 13.04.2011 01:20:00 | 121.138 | \$ 2566.0 |
| 515 | Buy | 12.04.2011 23:30:00 | 120.976 | 0.16 | 13.04.2011 01:20:00 | 121.148 | \$ 2485.97 |
| 517 | Sell | 13.04.2011 01:30:00 | 121.266 | 0.16 | 13.04.2011 02:05:00 | 120.864 | \$ 6237.97 |
| 518 | Sell | 14.04.2011 01:00:00 | 121.199 | 0.16 | 14.04.2011 01:45:00 | 121.077 | \$ 1758.07 |
| 521 | Sell | 15.04.2011 01:30:00 | 121.163 | 0.16 | 15.04.2011 02:05:00 | 121.12 | \$ 494.13 |
| 522 | Sell | 15.04.2011 02:30:00 | 121.451 | 0.16 | 15.04.2011 02:52:00 | 121.41 | \$ 461.69 |
| 520 | Sell | 14.04.2011 23:40:00 | 120.968 | 0.16 | 15.04.2011 05:40:00 | 121.1 | \$ -2341.25 |
| 519 | Sell | 14.04.2011 23:00:00 | 120.938 | 0.16 | 15.04.2011 05:40:00 | 121.097 | \$ -2773.2 |
| 523 | Sell | 18.04.2011 02:30:00 | 120.003 | 0.16 | 18.04.2011 02:55:00 | 119.622 | \$ 5904.0 |
| 527 | Sell | 18.04.2011 22:50:00 | 117.654 | 0.16 | 19.04.2011 00:30:00 | 117.607 | \$ 528.06 |
| 526 | Sell | 18.04.2011 21:55:00 | 117.624 | 0.16 | 19.04.2011 00:30:00 | 117.616 | \$ -95.89 |
| 525 | Sell | 18.04.2011 21:50:00 | 117.571 | 0.16 | 19.04.2011 00:30:00 | 117.603 | \$ -735.81 |
| 524 | Sell | 18.04.2011 21:25:00 | 117.531 | 0.16 | 19.04.2011 00:30:00 | 117.61 | \$ -1487.72 |
| 530 | Sell | 22.04.2011 01:20:00 | 119.277 | 0.16 | 22.04.2011 02:35:00 | 119.115 | \$ 2401.14 |
| 529 | Sell | 22.04.2011 01:15:00 | 119.253 | 0.16 | 22.04.2011 02:35:00 | 119.105 | \$ 2177.18 |
| 528 | Sell | 22.04.2011 01:05:00 | 119.225 | 0.16 | 22.04.2011 02:35:00 | 119.109 | \$ 1665.23 |
| 531 | Sell | 25.04.2011 02:30:00 | 119.406 | 0.16 | 25.04.2011 04:55:00 | 119.774 | \$ -6079.07 |
| 535 | Buy | 25.04.2011 23:00:00 | 119.109 | 0.16 | 25.04.2011 23:55:00 | 119.269 | \$ 2369.44 |
| 534 | Buy | 25.04.2011 22:55:00 | 119.119 | 0.16 | 25.04.2011 23:55:00 | 119.258 | \$ 2033.4 |
| 533 | Buy | 25.04.2011 22:50:00 | 119.157 | 0.16 | 25.04.2011 23:55:00 | 119.263 | \$ 1505.36 |
| 532 | Buy | 25.04.2011 22:30:00 | 119.191 | 0.16 | 25.04.2011 23:55:00 | 119.264 | \$ 977.31 |
| 536 | Sell | 26.04.2011 01:45:00 | 119.424 | 0.16 | 26.04.2011 02:10:00 | 119.142 | \$ 4320.92 |
| 540 | Buy | 26.04.2011 23:05:00 | 119.332 | 0.16 | 27.04.2011 00:45:00 | 119.44 | \$ 1464.59 |
| 539 | Buy | 26.04.2011 22:40:00 | 119.376 | 0.16 | 27.04.2011 00:45:00 | 119.453 | \$ 968.52 |
| 538 | Buy | 26.04.2011 21:50:00 | 119.427 | 0.16 | 27.04.2011 00:45:00 | 119.454 | \$ 168.42 |
| 537 | Buy | 26.04.2011 21:25:00 | 119.483 | 0.16 | 27.04.2011 00:45:00 | 119.452 | \$ -759.65 |
| 541 | Buy | 27.04.2011 21:30:00 | 120.997 | 0.16 | 27.04.2011 22:01:00 | 121.141 | \$ 2110.42 |
| 545 | Sell | 29.04.2011 01:35:00 | 121.067 | 0.16 | 29.04.2011 03:50:00 | 120.875 | \$ 2878.27 |
| 544 | Sell | 29.04.2011 01:30:00 | 121.05 | 0.16 | 29.04.2011 03:50:00 | 120.866 | \$ 2750.32 |
| 543 | Sell | 29.04.2011 00:40:00 | 120.897 | 0.16 | 29.04.2011 03:50:00 | 120.873 | \$ 190.56 |
| 542 | Sell | 29.04.2011 00:30:00 | 120.877 | 0.16 | 29.04.2011 03:50:00 | 120.88 | \$ -241.4 |
| 546 | Sell | 02.05.2011 01:30:00 | 120.409 | 0.16 | 02.05.2011 02:17:00 | 120.263 | \$ 2143.35 |
| 550 | Buy | 02.05.2011 22:35:00 | 120.546 | 0.16 | 03.05.2011 05:55:00 | 120.042 | \$ -8329.36 |
| 549 | Buy | 02.05.2011 22:30:00 | 120.565 | 0.16 | 03.05.2011 05:55:00 | 120.055 | \$ -8425.37 |
| 548 | Buy | 02.05.2011 22:25:00 | 120.585 | 0.16 | 03.05.2011 05:55:00 | 120.04 | \$ -8985.42 |
| 547 | Buy | 02.05.2011 22:00:00 | 120.613 | 0.16 | 03.05.2011 05:55:00 | 120.045 | \$ -9353.46 |
| 551 | Buy | 04.05.2011 23:00:00 | 119.451 | 0.16 | 05.05.2011 01:05:00 | 119.599 | \$ 1959.43 |
| 553 | Sell | 05.05.2011 01:50:00 | 119.654 | 0.16 | 05.05.2011 02:15:00 | 119.514 | \$ 2048.54 |
| 552 | Sell | 05.05.2011 01:30:00 | 119.64 | 0.16 | 05.05.2011 02:15:00 | 119.496 | \$ 2112.59 |
| 555 | Sell | 09.05.2011 00:40:00 | 116.005 | 0.16 | 09.05.2011 01:08:00 | 115.924 | \$ 1110.4 |
| 556 | Sell | 09.05.2011 01:10:00 | 116.025 | 0.16 | 09.05.2011 02:15:00 | 115.954 | \$ 950.35 |
| 557 | Sell | 09.05.2011 01:15:00 | 116.158 | 0.16 | 09.05.2011 02:15:00 | 115.94 | \$ 3302.15 |
| 558 | Sell | 09.05.2011 01:20:00 | 116.179 | 0.16 | 09.05.2011 02:15:00 | 115.954 | \$ 3414.09 |
| 559 | Sell | 09.05.2011 02:30:00 | 116.162 | 0.16 | 09.05.2011 04:10:00 | 115.831 | \$ 5110.13 |

| | | | | | | | |
|-----|------|---------------------|---------|------|---------------------|---------|-------------|
| 554 | Sell | 09.05.2011 00:30:00 | 115.942 | 0.16 | 09.05.2011 04:10:00 | 115.828 | \$ 1638.47 |
| 562 | Sell | 09.05.2011 23:55:00 | 115.369 | 0.16 | 10.05.2011 01:46:00 | 115.329 | \$ 419.73 |
| 563 | Sell | 10.05.2011 00:00:00 | 115.412 | 0.16 | 10.05.2011 01:46:00 | 115.33 | \$ 1127.35 |
| 565 | Sell | 10.05.2011 02:05:00 | 115.382 | 0.16 | 10.05.2011 03:00:00 | 115.198 | \$ 2759.38 |
| 564 | Sell | 10.05.2011 02:00:00 | 115.342 | 0.16 | 10.05.2011 03:00:00 | 115.184 | \$ 2343.44 |
| 561 | Sell | 09.05.2011 23:45:00 | 115.251 | 0.16 | 10.05.2011 03:00:00 | 115.196 | \$ 659.9 |
| 560 | Sell | 09.05.2011 23:40:00 | 115.245 | 0.16 | 10.05.2011 03:00:00 | 115.187 | \$ 707.91 |
| 569 | Sell | 12.05.2011 00:25:00 | 115.133 | 0.16 | 12.05.2011 02:25:00 | 115.035 | \$ 1383.78 |
| 568 | Sell | 12.05.2011 00:20:00 | 115.109 | 0.16 | 12.05.2011 02:25:00 | 115.041 | \$ 903.82 |
| 567 | Sell | 11.05.2011 23:00:00 | 115.075 | 0.16 | 12.05.2011 02:25:00 | 115.042 | \$ 236.84 |
| 566 | Sell | 11.05.2011 22:55:00 | 115.052 | 0.16 | 12.05.2011 02:25:00 | 115.052 | \$ -291.14 |
| 573 | Buy | 16.05.2011 22:50:00 | 114.475 | 0.16 | 17.05.2011 03:05:00 | 114.477 | \$ -223.65 |
| 572 | Buy | 16.05.2011 22:25:00 | 114.531 | 0.16 | 17.05.2011 03:05:00 | 114.486 | \$ -975.74 |
| 571 | Buy | 16.05.2011 21:45:00 | 114.59 | 0.16 | 17.05.2011 03:05:00 | 114.488 | \$ -1887.81 |
| 570 | Buy | 16.05.2011 21:30:00 | 114.594 | 0.16 | 17.05.2011 03:05:00 | 114.472 | \$ -2207.81 |
| 575 | Sell | 18.05.2011 22:35:00 | 116.313 | 0.16 | 19.05.2011 04:25:00 | 116.45 | \$ -2485.16 |
| 574 | Sell | 18.05.2011 22:30:00 | 116.299 | 0.16 | 19.05.2011 04:25:00 | 116.452 | \$ -2741.13 |
| 577 | Buy | 19.05.2011 21:45:00 | 116.611 | 0.16 | 19.05.2011 22:12:00 | 116.676 | \$ 853.41 |
| 578 | Buy | 19.05.2011 22:40:00 | 116.634 | 0.16 | 19.05.2011 23:55:00 | 116.803 | \$ 2517.38 |
| 576 | Buy | 19.05.2011 21:30:00 | 116.69 | 0.16 | 19.05.2011 23:55:00 | 116.792 | \$ 1445.3 |
| 582 | Sell | 23.05.2011 23:10:00 | 115.254 | 0.16 | 24.05.2011 01:13:00 | 115.195 | \$ 723.92 |
| 581 | Sell | 23.05.2011 21:40:00 | 115.201 | 0.16 | 24.05.2011 02:10:00 | 114.91 | \$ 4436.01 |
| 580 | Sell | 23.05.2011 21:35:00 | 115.083 | 0.16 | 24.05.2011 02:10:00 | 114.913 | \$ 2500.17 |
| 579 | Sell | 23.05.2011 21:25:00 | 115.067 | 0.16 | 24.05.2011 02:10:00 | 114.903 | \$ 2404.21 |
| 584 | Buy | 24.05.2011 23:10:00 | 115.482 | 0.16 | 24.05.2011 23:49:00 | 115.5 | \$ 103.22 |
| 585 | Buy | 25.05.2011 00:05:00 | 115.494 | 0.16 | 25.05.2011 01:00:00 | 115.659 | \$ 2455.22 |
| 583 | Buy | 24.05.2011 23:05:00 | 115.533 | 0.16 | 25.05.2011 01:00:00 | 115.649 | \$ 1598.68 |
| 586 | Sell | 26.05.2011 21:35:00 | 114.986 | 0.16 | 26.05.2011 21:52:00 | 114.956 | \$ 296.03 |
| 589 | Sell | 27.05.2011 00:45:00 | 115.037 | 0.16 | 27.05.2011 01:30:00 | 114.823 | \$ 3239.94 |
| 588 | Sell | 27.05.2011 00:20:00 | 115.014 | 0.16 | 27.05.2011 01:30:00 | 114.822 | \$ 2887.97 |
| 587 | Sell | 26.05.2011 23:00:00 | 114.994 | 0.16 | 27.05.2011 01:30:00 | 114.807 | \$ 2772.34 |
| 592 | Sell | 02.06.2011 02:10:00 | 116.123 | 0.16 | 02.06.2011 06:00:00 | 116.359 | \$ -3961.8 |
| 591 | Sell | 02.06.2011 02:05:00 | 116.055 | 0.16 | 02.06.2011 06:00:00 | 116.344 | \$ -4809.68 |
| 590 | Sell | 02.06.2011 02:00:00 | 116.024 | 0.16 | 02.06.2011 06:00:00 | 116.349 | \$ -5385.66 |
| 593 | Buy | 07.06.2011 23:00:00 | 117.452 | 0.16 | 08.06.2011 00:45:00 | 117.71 | \$ 3867.59 |
| 597 | Sell | 09.06.2011 01:40:00 | 116.664 | 0.16 | 09.06.2011 02:50:00 | 116.533 | \$ 1909.34 |
| 596 | Sell | 09.06.2011 01:30:00 | 116.638 | 0.16 | 09.06.2011 02:50:00 | 116.525 | \$ 1621.39 |
| 595 | Sell | 09.06.2011 00:35:00 | 116.582 | 0.16 | 09.06.2011 02:50:00 | 116.519 | \$ 821.48 |
| 594 | Sell | 09.06.2011 00:30:00 | 116.528 | 0.16 | 09.06.2011 02:50:00 | 116.537 | \$ -330.45 |
| 599 | Sell | 10.06.2011 01:00:00 | 116.64 | 0.16 | 10.06.2011 02:23:00 | 116.609 | \$ 309.38 |
| 600 | Sell | 10.06.2011 01:05:00 | 116.664 | 0.16 | 10.06.2011 02:23:00 | 116.598 | \$ 869.34 |
| 601 | Sell | 10.06.2011 01:10:00 | 116.742 | 0.16 | 10.06.2011 02:23:00 | 116.597 | \$ 2133.21 |
| 598 | Sell | 10.06.2011 00:00:00 | 116.571 | 0.16 | 10.06.2011 04:05:00 | 116.498 | \$ 981.47 |
| 602 | Sell | 13.06.2011 02:30:00 | 115.226 | 0.16 | 13.06.2011 06:15:00 | 115.407 | \$ -3080.37 |
| 603 | Buy | 14.06.2011 02:30:00 | 115.478 | 0.16 | 14.06.2011 03:04:00 | 115.495 | \$ 87.23 |
| 607 | Buy | 14.06.2011 22:30:00 | 116.33 | 0.16 | 15.06.2011 01:20:00 | 116.381 | \$ 557.39 |
| 606 | Buy | 14.06.2011 22:15:00 | 116.353 | 0.16 | 15.06.2011 01:20:00 | 116.381 | \$ 189.35 |
| 605 | Buy | 14.06.2011 22:10:00 | 116.376 | 0.16 | 15.06.2011 01:20:00 | 116.37 | \$ -354.67 |
| 604 | Buy | 14.06.2011 22:00:00 | 116.427 | 0.16 | 15.06.2011 01:20:00 | 116.386 | \$ -914.76 |
| 608 | Sell | 15.06.2011 23:00:00 | 114.845 | 0.16 | 16.06.2011 00:16:00 | 114.831 | \$ -66.8 |
| 612 | Sell | 16.06.2011 23:55:00 | 114.61 | 0.16 | 17.06.2011 00:16:00 | 114.586 | \$ 164.93 |
| 611 | Sell | 16.06.2011 23:50:00 | 114.596 | 0.16 | 17.06.2011 01:55:00 | 114.405 | \$ 2836.96 |
| 610 | Sell | 16.06.2011 23:40:00 | 114.584 | 0.16 | 17.06.2011 01:55:00 | 114.406 | \$ 2628.97 |
| 609 | Sell | 16.06.2011 23:05:00 | 114.459 | 0.16 | 17.06.2011 01:55:00 | 114.391 | \$ 869.19 |
| 613 | Buy | 22.06.2011 02:00:00 | 115.352 | 0.16 | 22.06.2011 03:33:00 | 115.377 | \$ 215.45 |
| 614 | Buy | 22.06.2011 02:10:00 | 115.282 | 0.16 | 22.06.2011 03:33:00 | 115.383 | \$ 1431.54 |
| 615 | Sell | 22.06.2011 21:25:00 | 115.672 | 0.16 | 22.06.2011 22:40:00 | 115.316 | \$ 5510.92 |
| 619 | Buy | 23.06.2011 01:05:00 | 115.082 | 0.16 | 23.06.2011 02:50:00 | 115.164 | \$ 1127.86 |
| 618 | Buy | 23.06.2011 01:00:00 | 115.156 | 0.16 | 23.06.2011 02:50:00 | 115.184 | \$ 263.75 |
| 617 | Buy | 22.06.2011 23:05:00 | 115.217 | 0.16 | 23.06.2011 02:50:00 | 115.165 | \$ -1233.79 |

| | | | | | | | |
|-----|------|---------------------|---------|------|---------------------|---------|--------------|
| 616 | Buy | 22.06.2011 23:00:00 | 115.297 | 0.16 | 23.06.2011 02:50:00 | 115.17 | \$ -2433.9 |
| 623 | Sell | 23.06.2011 22:45:00 | 114.711 | 0.16 | 24.06.2011 01:00:00 | 114.701 | \$ -59.22 |
| 622 | Sell | 23.06.2011 22:20:00 | 114.693 | 0.16 | 24.06.2011 01:00:00 | 114.694 | \$ -235.18 |
| 621 | Sell | 23.06.2011 22:10:00 | 114.653 | 0.16 | 24.06.2011 01:00:00 | 114.709 | \$ -1115.13 |
| 620 | Sell | 23.06.2011 22:00:00 | 114.565 | 0.16 | 24.06.2011 01:00:00 | 114.707 | \$ -2490.98 |
| 624 | Sell | 24.06.2011 01:40:00 | 114.866 | 0.16 | 24.06.2011 03:06:00 | 114.843 | \$ 184.21 |
| 625 | Buy | 27.06.2011 22:10:00 | 115.365 | 0.16 | 27.06.2011 22:45:00 | 115.537 | \$ 2567.43 |
| 629 | Buy | 29.06.2011 02:25:00 | 116.38 | 0.16 | 29.06.2011 07:15:00 | 116.317 | \$ -1194.2 |
| 628 | Buy | 29.06.2011 02:05:00 | 116.393 | 0.16 | 29.06.2011 07:15:00 | 116.318 | \$ -1386.22 |
| 627 | Buy | 29.06.2011 01:50:00 | 116.41 | 0.16 | 29.06.2011 07:15:00 | 116.319 | \$ -1642.26 |
| 626 | Buy | 29.06.2011 01:00:00 | 116.442 | 0.16 | 29.06.2011 07:15:00 | 116.318 | \$ -2170.3 |
| 631 | Buy | 30.06.2011 22:05:00 | 116.758 | 0.16 | 30.06.2011 22:46:00 | 116.822 | \$ 837.19 |
| 632 | Buy | 30.06.2011 23:00:00 | 116.731 | 0.16 | 01.07.2011 02:00:00 | 116.858 | \$ 1772.74 |
| 630 | Buy | 30.06.2011 22:00:00 | 116.841 | 0.16 | 01.07.2011 02:00:00 | 116.846 | \$ -179.42 |
| 634 | Buy | 05.07.2011 21:35:00 | 116.782 | 0.16 | 05.07.2011 23:01:00 | 116.855 | \$ 981.16 |
| 635 | Buy | 05.07.2011 22:05:00 | 116.707 | 0.16 | 05.07.2011 23:01:00 | 116.855 | \$ 2181.27 |
| 633 | Buy | 05.07.2011 21:30:00 | 116.879 | 0.16 | 06.07.2011 01:05:00 | 116.963 | \$ 1084.52 |
| 639 | Sell | 07.07.2011 01:15:00 | 115.91 | 0.16 | 07.07.2011 03:10:00 | 115.863 | \$ 566.53 |
| 638 | Sell | 06.07.2011 23:40:00 | 115.851 | 0.16 | 07.07.2011 03:10:00 | 115.862 | \$ -468.41 |
| 637 | Sell | 06.07.2011 23:05:00 | 115.841 | 0.16 | 07.07.2011 03:10:00 | 115.861 | \$ -612.38 |
| 636 | Sell | 06.07.2011 23:00:00 | 115.808 | 0.16 | 07.07.2011 03:10:00 | 115.858 | \$ -1092.34 |
| 640 | Sell | 11.07.2011 23:05:00 | 112.627 | 0.16 | 12.07.2011 00:17:00 | 112.597 | \$ 264.11 |
| 644 | Sell | 12.07.2011 01:10:00 | 112.829 | 0.16 | 12.07.2011 02:50:00 | 112.795 | \$ 363.46 |
| 643 | Sell | 12.07.2011 00:50:00 | 112.791 | 0.16 | 12.07.2011 03:15:00 | 112.614 | \$ 2651.55 |
| 642 | Sell | 12.07.2011 00:45:00 | 112.707 | 0.16 | 12.07.2011 03:15:00 | 112.603 | \$ 1483.66 |
| 641 | Sell | 12.07.2011 00:40:00 | 112.688 | 0.16 | 12.07.2011 03:15:00 | 112.6 | \$ 1227.69 |
| 648 | Sell | 13.07.2011 02:30:00 | 110.935 | 0.16 | 13.07.2011 04:35:00 | 111.08 | \$ -2497.5 |
| 647 | Sell | 13.07.2011 02:15:00 | 110.918 | 0.16 | 13.07.2011 04:35:00 | 111.065 | \$ -2529.46 |
| 646 | Sell | 13.07.2011 02:05:00 | 110.877 | 0.16 | 13.07.2011 04:35:00 | 111.068 | \$ -3233.4 |
| 645 | Sell | 13.07.2011 02:00:00 | 110.795 | 0.16 | 13.07.2011 04:35:00 | 111.072 | \$ -4609.28 |
| 649 | Buy | 14.07.2011 21:40:00 | 111.797 | 0.16 | 14.07.2011 22:51:00 | 111.827 | \$ 301.11 |
| 650 | Buy | 14.07.2011 21:55:00 | 111.776 | 0.16 | 14.07.2011 22:51:00 | 111.837 | \$ 797.17 |
| 652 | Sell | 15.07.2011 01:55:00 | 112.124 | 0.16 | 15.07.2011 02:36:00 | 112.097 | \$ 252.6 |
| 651 | Sell | 15.07.2011 01:30:00 | 112.088 | 0.16 | 15.07.2011 03:00:00 | 111.878 | \$ 3180.65 |
| 653 | Sell | 18.07.2011 00:00:00 | 111.612 | 0.16 | 18.07.2011 00:05:00 | 111.601 | \$ -2.58 |
| 656 | Sell | 18.07.2011 22:55:00 | 111.618 | 0.16 | 19.07.2011 00:45:00 | 111.463 | \$ 2265.71 |
| 655 | Sell | 18.07.2011 22:50:00 | 111.549 | 0.16 | 19.07.2011 00:45:00 | 111.468 | \$ 1081.85 |
| 654 | Sell | 18.07.2011 22:40:00 | 111.509 | 0.16 | 19.07.2011 00:45:00 | 111.46 | \$ 569.9 |
| 657 | Sell | 20.07.2011 22:00:00 | 112.075 | 0.16 | 20.07.2011 23:25:00 | 111.952 | \$ 1788.69 |
| 661 | Sell | 21.07.2011 01:45:00 | 112.458 | 0.16 | 21.07.2011 03:35:00 | 112.29 | \$ 2508.07 |
| 660 | Sell | 21.07.2011 01:40:00 | 112.41 | 0.16 | 21.07.2011 03:35:00 | 112.298 | \$ 1612.13 |
| 659 | Sell | 21.07.2011 01:35:00 | 112.302 | 0.16 | 21.07.2011 03:35:00 | 112.289 | \$ 28.32 |
| 658 | Sell | 21.07.2011 01:30:00 | 112.241 | 0.16 | 21.07.2011 03:35:00 | 112.294 | \$ -1027.61 |
| 662 | Buy | 21.07.2011 23:00:00 | 112.767 | 0.16 | 21.07.2011 23:55:00 | 113.02 | \$ 3867.59 |
| 663 | Sell | 01.08.2011 00:30:00 | 111.313 | 0.16 | 01.08.2011 01:25:00 | 110.825 | \$ 7629.9 |
| 664 | Sell | 01.08.2011 00:35:00 | 111.35 | 0.16 | 01.08.2011 01:25:00 | 110.814 | \$ 8397.83 |
| 666 | Sell | 01.08.2011 21:50:00 | 110.071 | 0.16 | 01.08.2011 23:03:00 | 110.027 | \$ 527.88 |
| 668 | Sell | 02.08.2011 00:45:00 | 110.3 | 0.16 | 02.08.2011 01:31:00 | 110.24 | \$ 783.51 |
| 669 | Sell | 02.08.2011 00:50:00 | 110.372 | 0.16 | 02.08.2011 01:31:00 | 110.25 | \$ 1775.39 |
| 671 | Sell | 02.08.2011 01:40:00 | 110.441 | 0.16 | 02.08.2011 03:20:00 | 110.177 | \$ 4047.3 |
| 670 | Sell | 02.08.2011 01:35:00 | 110.391 | 0.16 | 02.08.2011 03:20:00 | 110.194 | \$ 2975.37 |
| 667 | Sell | 02.08.2011 00:40:00 | 110.122 | 0.16 | 02.08.2011 03:20:00 | 110.178 | \$ -1072.21 |
| 665 | Sell | 01.08.2011 21:45:00 | 110.042 | 0.16 | 02.08.2011 03:20:00 | 110.197 | \$ -2691.76 |
| 672 | Sell | 03.08.2011 01:00:00 | 109.742 | 0.16 | 03.08.2011 01:58:00 | 109.57 | \$ 2576.42 |
| 673 | Buy | 05.08.2011 00:00:00 | 111.149 | 0.16 | 05.08.2011 00:49:00 | 111.561 | \$ 6414.17 |
| 674 | Buy | 08.08.2011 02:00:00 | 111.848 | 0.16 | 08.08.2011 02:29:00 | 112.109 | \$ 3997.04 |
| 678 | Sell | 09.08.2011 23:00:00 | 110.339 | 0.16 | 10.08.2011 02:05:00 | 110.691 | \$ -5844.22 |
| 677 | Sell | 09.08.2011 22:55:00 | 110.231 | 0.16 | 10.08.2011 02:05:00 | 110.691 | \$ -7572.06 |
| 676 | Sell | 09.08.2011 22:50:00 | 110.068 | 0.16 | 10.08.2011 02:05:00 | 110.681 | \$ -10019.8 |
| 675 | Sell | 09.08.2011 22:45:00 | 110.028 | 0.16 | 10.08.2011 02:05:00 | 110.693 | \$ -10851.73 |

| | | | | | | | |
|-----|------|---------------------|---------|------|---------------------|---------|-------------|
| 679 | Sell | 10.08.2011 21:25:00 | 109.231 | 0.16 | 10.08.2011 22:02:00 | 109.129 | \$ 1457.21 |
| 680 | Sell | 10.08.2011 21:40:00 | 109.244 | 0.16 | 10.08.2011 22:02:00 | 109.126 | \$ 1713.2 |
| 681 | Sell | 11.08.2011 21:30:00 | 109.375 | 0.16 | 11.08.2011 21:54:00 | 109.295 | \$ 1104.98 |
| 682 | Buy | 15.08.2011 00:00:00 | 109.639 | 0.16 | 15.08.2011 00:05:00 | 109.64 | \$ -159.42 |
| 686 | Sell | 18.08.2011 23:10:00 | 109.794 | 0.16 | 19.08.2011 00:35:00 | 109.635 | \$ 2332.66 |
| 685 | Sell | 18.08.2011 23:00:00 | 109.74 | 0.16 | 19.08.2011 00:35:00 | 109.622 | \$ 1676.73 |
| 684 | Sell | 18.08.2011 22:30:00 | 109.709 | 0.16 | 19.08.2011 00:35:00 | 109.625 | \$ 1132.78 |
| 683 | Sell | 18.08.2011 21:30:00 | 109.668 | 0.16 | 19.08.2011 00:35:00 | 109.634 | \$ 332.86 |
| 687 | Sell | 19.08.2011 02:00:00 | 109.736 | 0.16 | 19.08.2011 02:38:00 | 109.711 | \$ 224.42 |
| 688 | Buy | 22.08.2011 21:25:00 | 110.265 | 0.16 | 23.08.2011 02:05:00 | 110.356 | \$ 1207.1 |
| 689 | Buy | 29.08.2011 23:00:00 | 111.457 | 0.16 | 30.08.2011 01:10:00 | 111.603 | \$ 2085.2 |
| 693 | Sell | 30.08.2011 22:15:00 | 110.827 | 0.16 | 31.08.2011 02:00:00 | 110.695 | \$ 1899.0 |
| 692 | Sell | 30.08.2011 22:10:00 | 110.8 | 0.16 | 31.08.2011 02:00:00 | 110.688 | \$ 1579.03 |
| 691 | Sell | 30.08.2011 22:00:00 | 110.786 | 0.16 | 31.08.2011 02:00:00 | 110.694 | \$ 1259.06 |
| 690 | Sell | 30.08.2011 21:30:00 | 110.77 | 0.16 | 31.08.2011 02:00:00 | 110.695 | \$ 987.09 |
| 697 | Sell | 01.09.2011 02:10:00 | 110.308 | 0.16 | 01.09.2011 07:00:00 | 110.508 | \$ -3376.51 |
| 696 | Sell | 01.09.2011 01:55:00 | 110.3 | 0.16 | 01.09.2011 07:00:00 | 110.516 | \$ -3632.5 |
| 695 | Sell | 01.09.2011 01:05:00 | 110.269 | 0.16 | 01.09.2011 07:00:00 | 110.498 | \$ -3840.43 |
| 694 | Sell | 01.09.2011 01:00:00 | 110.237 | 0.16 | 01.09.2011 07:00:00 | 110.507 | \$ -4496.4 |
| 699 | Sell | 01.09.2011 23:35:00 | 109.739 | 0.16 | 02.09.2011 01:20:00 | 109.616 | \$ 1756.74 |
| 698 | Sell | 01.09.2011 23:30:00 | 109.709 | 0.16 | 02.09.2011 01:20:00 | 109.612 | \$ 1340.77 |
| 701 | Sell | 07.09.2011 21:45:00 | 108.99 | 0.16 | 08.09.2011 00:00:00 | 108.893 | \$ 1270.58 |
| 700 | Sell | 07.09.2011 21:40:00 | 108.953 | 0.16 | 08.09.2011 00:00:00 | 108.885 | \$ 806.62 |
| 702 | Sell | 09.09.2011 02:10:00 | 107.801 | 0.16 | 09.09.2011 07:10:00 | 107.827 | \$ -588.49 |
| 703 | Sell | 12.09.2011 02:05:00 | 105.486 | 0.16 | 12.09.2011 03:00:00 | 105.326 | \$ 2391.21 |
| 704 | Sell | 12.09.2011 02:10:00 | 105.538 | 0.16 | 12.09.2011 03:00:00 | 105.326 | \$ 3223.15 |
| 707 | Sell | 12.09.2011 23:25:00 | 105.695 | 0.16 | 13.09.2011 00:50:00 | 105.441 | \$ 3859.21 |
| 706 | Sell | 12.09.2011 23:10:00 | 105.666 | 0.16 | 13.09.2011 00:50:00 | 105.442 | \$ 3379.24 |
| 705 | Sell | 12.09.2011 23:00:00 | 105.603 | 0.16 | 13.09.2011 00:50:00 | 105.44 | \$ 2403.36 |
| 708 | Sell | 13.09.2011 21:35:00 | 105.524 | 0.16 | 13.09.2011 21:50:00 | 105.379 | \$ 2151.16 |
| 710 | Sell | 14.09.2011 22:40:00 | 105.553 | 0.16 | 14.09.2011 23:00:00 | 105.383 | \$ 2551.12 |
| 709 | Sell | 14.09.2011 22:35:00 | 105.513 | 0.16 | 14.09.2011 23:00:00 | 105.385 | \$ 1879.18 |
| 711 | Buy | 15.09.2011 23:35:00 | 106.363 | 0.16 | 16.09.2011 00:15:00 | 106.482 | \$ 1661.34 |
| 712 | Buy | 16.09.2011 02:00:00 | 106.42 | 0.16 | 16.09.2011 05:45:00 | 106.421 | \$ -154.26 |
| 715 | Sell | 19.09.2011 21:50:00 | 104.698 | 0.16 | 19.09.2011 22:11:00 | 104.625 | \$ 1000.48 |
| 717 | Sell | 19.09.2011 22:25:00 | 104.76 | 0.16 | 20.09.2011 00:45:00 | 104.689 | \$ 932.7 |
| 716 | Sell | 19.09.2011 22:20:00 | 104.666 | 0.16 | 20.09.2011 00:45:00 | 104.699 | \$ -731.15 |
| 714 | Sell | 19.09.2011 21:40:00 | 104.636 | 0.16 | 20.09.2011 00:45:00 | 104.685 | \$ -987.09 |
| 713 | Sell | 19.09.2011 21:25:00 | 104.6 | 0.16 | 20.09.2011 00:45:00 | 104.696 | \$ -1739.06 |
| 721 | Buy | 20.09.2011 22:45:00 | 104.385 | 0.16 | 20.09.2011 23:40:00 | 104.668 | \$ 4360.97 |
| 720 | Buy | 20.09.2011 22:30:00 | 104.43 | 0.16 | 20.09.2011 23:40:00 | 104.669 | \$ 3656.91 |
| 719 | Buy | 20.09.2011 22:25:00 | 104.446 | 0.16 | 20.09.2011 23:40:00 | 104.664 | \$ 3320.88 |
| 718 | Buy | 20.09.2011 22:15:00 | 104.493 | 0.16 | 20.09.2011 23:40:00 | 104.662 | \$ 2536.82 |
| 722 | Sell | 22.09.2011 21:30:00 | 103.148 | 0.16 | 22.09.2011 22:25:00 | 102.401 | \$ 11786.96 |
| 725 | Sell | 23.09.2011 02:00:00 | 102.863 | 0.16 | 23.09.2011 05:10:00 | 103.007 | \$ -2468.59 |
| 724 | Sell | 23.09.2011 01:45:00 | 102.843 | 0.16 | 23.09.2011 05:10:00 | 103.003 | \$ -2724.56 |
| 723 | Sell | 23.09.2011 01:30:00 | 102.821 | 0.16 | 23.09.2011 05:10:00 | 103.002 | \$ -3060.52 |
| 727 | Buy | 26.09.2011 00:05:00 | 103.376 | 0.16 | 26.09.2011 01:40:00 | 103.638 | \$ 4026.6 |
| 726 | Buy | 26.09.2011 00:00:00 | 103.404 | 0.16 | 26.09.2011 01:40:00 | 103.64 | \$ 3610.57 |
| 731 | Sell | 26.09.2011 23:05:00 | 103.338 | 0.16 | 26.09.2011 23:30:00 | 103.291 | \$ 586.66 |
| 732 | Sell | 26.09.2011 23:35:00 | 103.347 | 0.16 | 27.09.2011 01:35:00 | 103.199 | \$ 2166.95 |
| 730 | Sell | 26.09.2011 23:00:00 | 103.308 | 0.16 | 27.09.2011 01:35:00 | 103.2 | \$ 1527.01 |
| 729 | Sell | 26.09.2011 22:55:00 | 103.227 | 0.16 | 27.09.2011 01:35:00 | 103.21 | \$ 71.16 |
| 728 | Sell | 26.09.2011 22:30:00 | 103.194 | 0.16 | 27.09.2011 01:35:00 | 103.21 | \$ -456.79 |
| 733 | Buy | 27.09.2011 22:30:00 | 104.337 | 0.16 | 27.09.2011 23:17:00 | 104.4 | \$ 841.07 |
| 734 | Buy | 27.09.2011 22:45:00 | 104.326 | 0.16 | 27.09.2011 23:17:00 | 104.389 | \$ 841.09 |
| 735 | Buy | 27.09.2011 22:50:00 | 104.3 | 0.16 | 27.09.2011 23:17:00 | 104.399 | \$ 1417.12 |
| 738 | Buy | 28.09.2011 01:05:00 | 104.206 | 0.16 | 28.09.2011 02:54:00 | 104.255 | \$ 617.27 |
| 737 | Buy | 28.09.2011 00:55:00 | 104.261 | 0.16 | 28.09.2011 08:15:00 | 103.902 | \$ -5910.83 |
| 736 | Buy | 28.09.2011 00:00:00 | 104.346 | 0.16 | 28.09.2011 08:15:00 | 103.896 | \$ -7366.93 |

| | | | | | | | |
|-----|------|---------------------|---------|------|---------------------|---------|-------------|
| 739 | Buy | 29.09.2011 01:00:00 | 103.51 | 0.16 | 29.09.2011 02:44:00 | 103.571 | \$ 810.37 |
| 741 | Buy | 29.09.2011 21:35:00 | 103.966 | 0.16 | 29.09.2011 22:35:00 | 104.169 | \$ 3081.67 |
| 740 | Buy | 29.09.2011 21:25:00 | 103.987 | 0.16 | 29.09.2011 22:35:00 | 104.16 | \$ 2601.64 |
| 742 | Sell | 04.10.2011 01:05:00 | 101.104 | 0.16 | 04.10.2011 01:46:00 | 101.045 | \$ 782.24 |
| 743 | Sell | 04.10.2011 01:10:00 | 101.135 | 0.16 | 04.10.2011 01:46:00 | 101.031 | \$ 1502.18 |
| 744 | Sell | 04.10.2011 01:15:00 | 101.169 | 0.16 | 04.10.2011 01:46:00 | 101.046 | \$ 1806.13 |
| 745 | Sell | 04.10.2011 01:25:00 | 101.194 | 0.16 | 04.10.2011 01:46:00 | 101.036 | \$ 2366.08 |
| 747 | Buy | 05.10.2011 01:40:00 | 102.232 | 0.16 | 05.10.2011 03:00:00 | 102.294 | \$ 828.43 |
| 746 | Buy | 05.10.2011 01:30:00 | 102.289 | 0.16 | 05.10.2011 07:45:00 | 101.956 | \$ -5491.66 |
| 748 | Sell | 06.10.2011 21:25:00 | 103.007 | 0.16 | 06.10.2011 22:00:00 | 102.812 | \$ 2955.17 |
| 749 | Buy | 10.10.2011 00:00:00 | 102.794 | 0.16 | 10.10.2011 02:55:00 | 102.864 | \$ 955.52 |
| 751 | Buy | 10.10.2011 22:15:00 | 104.554 | 0.16 | 10.10.2011 23:59:00 | 104.592 | \$ 440.71 |
| 752 | Buy | 10.10.2011 22:25:00 | 104.51 | 0.16 | 10.10.2011 23:59:00 | 104.586 | \$ 1048.79 |
| 755 | Buy | 11.10.2011 01:05:00 | 104.53 | 0.16 | 11.10.2011 03:40:00 | 104.642 | \$ 1624.76 |
| 754 | Buy | 11.10.2011 01:00:00 | 104.539 | 0.16 | 11.10.2011 03:40:00 | 104.66 | \$ 1768.73 |
| 753 | Buy | 11.10.2011 00:25:00 | 104.564 | 0.16 | 11.10.2011 03:40:00 | 104.641 | \$ 1064.71 |
| 750 | Buy | 10.10.2011 21:40:00 | 104.627 | 0.16 | 11.10.2011 03:40:00 | 104.64 | \$ -31.87 |
| 759 | Buy | 11.10.2011 23:50:00 | 104.553 | 0.16 | 12.10.2011 02:15:00 | 104.688 | \$ 1920.25 |
| 758 | Buy | 11.10.2011 23:40:00 | 104.573 | 0.16 | 12.10.2011 02:15:00 | 104.689 | \$ 1616.21 |
| 757 | Buy | 11.10.2011 23:35:00 | 104.595 | 0.16 | 12.10.2011 02:15:00 | 104.675 | \$ 1040.17 |
| 756 | Buy | 11.10.2011 23:30:00 | 104.627 | 0.16 | 12.10.2011 02:15:00 | 104.676 | \$ 544.11 |
| 763 | Buy | 12.10.2011 23:15:00 | 106.547 | 0.16 | 13.10.2011 06:55:00 | 106.283 | \$ -4611.9 |
| 762 | Buy | 12.10.2011 22:05:00 | 106.585 | 0.16 | 13.10.2011 06:55:00 | 106.296 | \$ -5011.96 |
| 761 | Buy | 12.10.2011 22:00:00 | 106.62 | 0.16 | 13.10.2011 06:55:00 | 106.292 | \$ -5636.03 |
| 760 | Buy | 12.10.2011 21:55:00 | 106.732 | 0.16 | 13.10.2011 06:55:00 | 106.289 | \$ -7476.22 |
| 766 | Sell | 13.10.2011 22:10:00 | 106.049 | 0.16 | 13.10.2011 22:45:00 | 106.022 | \$ 262.31 |
| 767 | Sell | 13.10.2011 22:20:00 | 106.069 | 0.16 | 13.10.2011 22:45:00 | 106.029 | \$ 470.29 |
| 765 | Sell | 13.10.2011 22:05:00 | 105.993 | 0.16 | 14.10.2011 00:20:00 | 105.85 | \$ 2082.72 |
| 764 | Sell | 13.10.2011 21:50:00 | 105.96 | 0.16 | 14.10.2011 00:20:00 | 105.865 | \$ 1314.79 |
| 768 | Buy | 17.10.2011 00:05:00 | 106.856 | 0.16 | 17.10.2011 02:23:00 | 107.124 | \$ 4117.04 |
| 770 | Sell | 18.10.2011 01:35:00 | 105.616 | 0.16 | 18.10.2011 05:20:00 | 105.674 | \$ -1096.99 |
| 769 | Sell | 18.10.2011 01:10:00 | 105.587 | 0.16 | 18.10.2011 05:20:00 | 105.659 | \$ -1320.95 |
| 771 | Buy | 19.10.2011 21:30:00 | 105.391 | 0.16 | 19.10.2011 21:55:00 | 105.536 | \$ 2151.38 |
| 772 | Buy | 19.10.2011 22:15:00 | 105.422 | 0.16 | 19.10.2011 22:40:00 | 105.56 | \$ 2039.33 |
| 774 | Sell | 20.10.2011 21:40:00 | 105.883 | 0.16 | 21.10.2011 00:05:00 | 105.782 | \$ 1410.89 |
| 773 | Sell | 20.10.2011 21:35:00 | 105.69 | 0.16 | 21.10.2011 00:05:00 | 105.769 | \$ -1468.79 |
| 775 | Sell | 24.10.2011 00:00:00 | 105.477 | 0.16 | 24.10.2011 04:40:00 | 105.683 | \$ -3464.78 |
| 776 | Sell | 26.10.2011 00:00:00 | 105.821 | 0.16 | 26.10.2011 07:10:00 | 105.748 | \$ 998.68 |
| 780 | Sell | 26.10.2011 22:05:00 | 105.931 | 0.16 | 27.10.2011 00:50:00 | 105.834 | \$ 1275.48 |
| 779 | Sell | 26.10.2011 21:40:00 | 105.89 | 0.16 | 27.10.2011 00:50:00 | 105.827 | \$ 731.52 |
| 778 | Sell | 26.10.2011 21:35:00 | 105.789 | 0.16 | 27.10.2011 00:50:00 | 105.835 | \$ -1012.31 |
| 777 | Sell | 26.10.2011 21:30:00 | 105.693 | 0.16 | 27.10.2011 00:50:00 | 105.821 | \$ -2324.14 |
| 784 | Buy | 28.10.2011 01:10:00 | 107.675 | 0.16 | 28.10.2011 02:40:00 | 107.74 | \$ 867.73 |
| 783 | Buy | 27.10.2011 22:50:00 | 107.694 | 0.16 | 28.10.2011 02:40:00 | 107.748 | \$ 619.21 |
| 782 | Buy | 27.10.2011 22:45:00 | 107.719 | 0.16 | 28.10.2011 02:40:00 | 107.746 | \$ 187.18 |
| 781 | Buy | 27.10.2011 22:30:00 | 107.774 | 0.16 | 28.10.2011 02:40:00 | 107.733 | \$ -900.9 |
| 786 | Buy | 31.10.2011 22:35:00 | 108.194 | 0.16 | 01.11.2011 00:31:00 | 108.233 | \$ 378.43 |
| 787 | Buy | 31.10.2011 23:00:00 | 108.173 | 0.16 | 01.11.2011 00:31:00 | 108.24 | \$ 826.46 |
| 785 | Buy | 31.10.2011 22:30:00 | 108.23 | 0.16 | 01.11.2011 01:00:00 | 108.265 | \$ 314.36 |
| 788 | Sell | 01.11.2011 02:30:00 | 108.606 | 0.16 | 01.11.2011 04:05:00 | 108.391 | \$ 3266.22 |
| 789 | Buy | 02.11.2011 23:00:00 | 107.215 | 0.16 | 03.11.2011 01:33:00 | 107.262 | \$ 363.0 |
| 790 | Buy | 02.11.2011 23:05:00 | 107.168 | 0.16 | 03.11.2011 01:33:00 | 107.256 | \$ 1019.09 |
| 791 | Buy | 03.11.2011 02:30:00 | 107.004 | 0.16 | 03.11.2011 06:40:00 | 106.87 | \$ -2315.21 |
| 792 | Sell | 07.11.2011 00:00:00 | 108.107 | 0.16 | 07.11.2011 00:36:00 | 108.032 | \$ 1027.04 |
| 794 | Sell | 07.11.2011 00:45:00 | 108.053 | 0.16 | 07.11.2011 01:35:00 | 107.73 | \$ 4995.12 |
| 793 | Sell | 07.11.2011 00:40:00 | 108.011 | 0.16 | 07.11.2011 01:35:00 | 107.73 | \$ 4323.17 |
| 796 | Sell | 07.11.2011 22:10:00 | 107.579 | 0.16 | 07.11.2011 22:39:00 | 107.567 | \$ 19.88 |
| 795 | Sell | 07.11.2011 22:00:00 | 107.54 | 0.16 | 08.11.2011 01:40:00 | 107.365 | \$ 2592.25 |
| 798 | Sell | 08.11.2011 21:55:00 | 107.558 | 0.16 | 08.11.2011 22:54:00 | 107.539 | \$ 131.92 |
| 797 | Sell | 08.11.2011 21:30:00 | 107.525 | 0.16 | 09.11.2011 01:55:00 | 107.453 | \$ 944.28 |

| | | | | | | | |
|-----|------|---------------------|---------|------|---------------------|---------|-------------|
| 799 | Buy | 10.11.2011 22:00:00 | 105.434 | 0.16 | 11.11.2011 01:15:00 | 105.691 | \$ 3870.82 |
| 801 | Sell | 14.11.2011 22:45:00 | 105.188 | 0.16 | 15.11.2011 00:05:00 | 105.028 | \$ 2356.02 |
| 800 | Sell | 14.11.2011 22:30:00 | 105.15 | 0.16 | 15.11.2011 00:05:00 | 105.028 | \$ 1748.08 |
| 805 | Buy | 16.11.2011 22:35:00 | 103.812 | 0.16 | 17.11.2011 04:30:00 | 103.719 | \$ -1871.54 |
| 804 | Buy | 16.11.2011 22:30:00 | 103.878 | 0.16 | 17.11.2011 04:30:00 | 103.733 | \$ -2703.65 |
| 803 | Buy | 16.11.2011 22:20:00 | 103.936 | 0.16 | 17.11.2011 04:30:00 | 103.729 | \$ -3695.72 |
| 802 | Buy | 16.11.2011 22:00:00 | 103.975 | 0.16 | 17.11.2011 04:30:00 | 103.731 | \$ -4287.79 |
| 806 | Buy | 17.11.2011 22:00:00 | 103.597 | 0.16 | 18.11.2011 00:40:00 | 103.666 | \$ 865.77 |
| 809 | Sell | 28.11.2011 01:10:00 | 103.318 | 0.16 | 28.11.2011 03:04:00 | 103.275 | \$ 522.7 |
| 810 | Sell | 28.11.2011 01:20:00 | 103.361 | 0.16 | 28.11.2011 03:04:00 | 103.271 | \$ 1274.61 |
| 808 | Sell | 28.11.2011 01:05:00 | 103.188 | 0.16 | 28.11.2011 05:25:00 | 103.188 | \$ -165.11 |
| 807 | Sell | 28.11.2011 00:30:00 | 103.149 | 0.16 | 28.11.2011 05:25:00 | 103.196 | \$ -917.05 |
| 814 | Buy | 28.11.2011 22:50:00 | 103.699 | 0.16 | 28.11.2011 23:30:00 | 103.845 | \$ 2170.09 |
| 813 | Buy | 28.11.2011 22:00:00 | 103.738 | 0.16 | 28.11.2011 23:30:00 | 103.842 | \$ 1498.01 |
| 812 | Buy | 28.11.2011 21:55:00 | 103.765 | 0.16 | 28.11.2011 23:30:00 | 103.831 | \$ 889.99 |
| 811 | Buy | 28.11.2011 21:50:00 | 103.815 | 0.16 | 28.11.2011 23:30:00 | 103.835 | \$ 153.9 |
| 815 | Buy | 30.11.2011 21:25:00 | 103.968 | 0.16 | 30.11.2011 21:48:00 | 104.049 | \$ 1129.65 |
| 816 | Sell | 05.12.2011 01:30:00 | 104.759 | 0.16 | 05.12.2011 03:05:00 | 104.633 | \$ 1848.38 |
| 820 | Buy | 05.12.2011 22:10:00 | 104.125 | 0.16 | 05.12.2011 23:55:00 | 104.276 | \$ 2249.41 |
| 819 | Buy | 05.12.2011 22:00:00 | 104.215 | 0.16 | 05.12.2011 23:55:00 | 104.268 | \$ 681.27 |
| 818 | Buy | 05.12.2011 21:30:00 | 104.231 | 0.16 | 05.12.2011 23:55:00 | 104.283 | \$ 665.22 |
| 817 | Buy | 05.12.2011 21:25:00 | 104.268 | 0.16 | 05.12.2011 23:55:00 | 104.271 | \$ -118.83 |
| 824 | Sell | 08.12.2011 22:35:00 | 103.793 | 0.16 | 08.12.2011 23:01:00 | 103.704 | \$ 1257.93 |
| 823 | Sell | 08.12.2011 22:30:00 | 103.71 | 0.16 | 09.12.2011 00:00:00 | 103.578 | \$ 1910.38 |
| 822 | Sell | 08.12.2011 21:50:00 | 103.676 | 0.16 | 09.12.2011 00:00:00 | 103.57 | \$ 1494.43 |
| 821 | Sell | 08.12.2011 21:25:00 | 103.647 | 0.16 | 09.12.2011 00:00:00 | 103.573 | \$ 982.47 |
| 825 | Sell | 29.12.2011 00:30:00 | 100.902 | 0.16 | 29.12.2011 01:25:00 | 100.791 | \$ 1614.56 |
| 826 | Sell | 02.01.2012 01:00:00 | 99.805 | 0.16 | 02.01.2012 04:55:00 | 99.566 | \$ 3664.32 |
| 827 | Sell | 03.01.2012 02:30:00 | 99.618 | 0.16 | 03.01.2012 06:00:00 | 99.716 | \$ -1727.39 |
| 828 | Sell | 04.01.2012 21:25:00 | 99.347 | 0.16 | 04.01.2012 22:05:00 | 99.262 | \$ 1201.04 |
| 829 | Sell | 05.01.2012 23:00:00 | 98.812 | 0.16 | 06.01.2012 01:22:00 | 98.695 | \$ 1678.21 |
| 831 | Sell | 12.01.2012 02:00:00 | 97.792 | 0.16 | 12.01.2012 03:05:00 | 97.724 | \$ 931.53 |
| 830 | Sell | 11.01.2012 22:30:00 | 97.687 | 0.16 | 12.01.2012 03:05:00 | 97.719 | \$ -775.35 |
| 832 | Buy | 13.01.2012 00:00:00 | 98.356 | 0.16 | 13.01.2012 06:45:00 | 98.474 | \$ 1730.62 |
| 833 | Sell | 17.01.2012 02:30:00 | 97.42 | 0.16 | 17.01.2012 07:00:00 | 97.647 | \$ -3787.86 |
| 834 | Buy | 17.01.2012 22:00:00 | 97.738 | 0.16 | 17.01.2012 23:25:00 | 97.872 | \$ 1987.64 |
| 835 | Buy | 18.01.2012 22:00:00 | 98.566 | 0.16 | 18.01.2012 22:55:00 | 98.735 | \$ 2546.3 |
| 838 | Buy | 20.01.2012 02:10:00 | 99.894 | 0.16 | 20.01.2012 03:10:00 | 100.012 | \$ 1728.18 |
| 837 | Buy | 20.01.2012 02:05:00 | 99.902 | 0.16 | 20.01.2012 03:10:00 | 100.02 | \$ 1728.17 |
| 836 | Buy | 20.01.2012 01:45:00 | 99.912 | 0.16 | 20.01.2012 03:10:00 | 100.017 | \$ 1520.14 |
| 839 | Buy | 25.01.2012 01:00:00 | 101.178 | 0.16 | 25.01.2012 02:15:00 | 101.33 | \$ 2270.12 |
| 840 | Buy | 26.01.2012 21:25:00 | 101.445 | 0.16 | 27.01.2012 01:10:00 | 101.538 | \$ 1253.22 |
| 844 | Sell | 30.01.2012 23:40:00 | 100.264 | 0.16 | 31.01.2012 02:05:00 | 100.288 | \$ -580.1 |
| 843 | Sell | 30.01.2012 23:00:00 | 100.22 | 0.16 | 31.01.2012 02:05:00 | 100.28 | \$ -1156.05 |
| 842 | Sell | 30.01.2012 22:50:00 | 100.204 | 0.16 | 31.01.2012 02:05:00 | 100.295 | \$ -1652.0 |
| 841 | Sell | 30.01.2012 22:30:00 | 100.158 | 0.16 | 31.01.2012 02:05:00 | 100.288 | \$ -2275.95 |
| 846 | Sell | 01.02.2012 01:00:00 | 99.871 | 0.16 | 01.02.2012 02:05:00 | 99.704 | \$ 2512.21 |
| 845 | Sell | 01.02.2012 00:00:00 | 99.781 | 0.16 | 01.02.2012 02:05:00 | 99.715 | \$ 896.35 |
| 850 | Buy | 01.02.2012 22:55:00 | 100.252 | 0.16 | 02.02.2012 01:45:00 | 100.346 | \$ 1126.17 |
| 849 | Buy | 01.02.2012 22:40:00 | 100.276 | 0.16 | 02.02.2012 01:45:00 | 100.351 | \$ 822.12 |
| 848 | Buy | 01.02.2012 21:50:00 | 100.294 | 0.16 | 02.02.2012 01:45:00 | 100.333 | \$ 246.09 |
| 847 | Buy | 01.02.2012 21:25:00 | 100.353 | 0.16 | 02.02.2012 01:45:00 | 100.345 | \$ -505.99 |
| 853 | Buy | 06.02.2012 02:30:00 | 100.285 | 0.16 | 06.02.2012 06:25:00 | 100.478 | \$ 2927.54 |
| 852 | Buy | 06.02.2012 01:35:00 | 100.404 | 0.16 | 06.02.2012 06:25:00 | 100.494 | \$ 1279.34 |
| 851 | Buy | 06.02.2012 00:30:00 | 100.469 | 0.16 | 06.02.2012 06:25:00 | 100.478 | \$ -16.74 |
| 854 | Buy | 07.02.2012 22:00:00 | 101.681 | 0.16 | 07.02.2012 23:10:00 | 101.84 | \$ 2381.31 |
| 857 | Buy | 08.02.2012 02:05:00 | 101.691 | 0.16 | 08.02.2012 02:35:00 | 101.885 | \$ 2941.31 |
| 856 | Buy | 08.02.2012 01:55:00 | 101.711 | 0.16 | 08.02.2012 02:35:00 | 101.884 | \$ 2605.26 |
| 855 | Buy | 08.02.2012 01:40:00 | 101.755 | 0.16 | 08.02.2012 02:35:00 | 101.894 | \$ 2061.19 |
| 858 | Buy | 10.02.2012 01:30:00 | 103.056 | 0.16 | 10.02.2012 03:02:00 | 103.127 | \$ 971.13 |

| | | | | | | | |
|-----|------|---------------------|---------|------|---------------------|---------|-------------|
| 862 | Sell | 13.02.2012 00:25:00 | 102.713 | 0.16 | 13.02.2012 09:05:00 | 102.792 | \$ -1428.33 |
| 861 | Sell | 13.02.2012 00:15:00 | 102.549 | 0.16 | 13.02.2012 09:05:00 | 102.798 | \$ -4148.09 |
| 860 | Sell | 13.02.2012 00:10:00 | 102.527 | 0.16 | 13.02.2012 09:05:00 | 102.797 | \$ -4484.04 |
| 859 | Sell | 13.02.2012 00:05:00 | 102.482 | 0.16 | 13.02.2012 09:05:00 | 102.787 | \$ -5043.97 |
| 864 | Buy | 14.02.2012 21:35:00 | 102.669 | 0.16 | 14.02.2012 23:05:00 | 102.974 | \$ 4715.74 |
| 863 | Buy | 14.02.2012 21:30:00 | 102.751 | 0.16 | 14.02.2012 23:05:00 | 102.985 | \$ 3579.61 |
| 865 | Sell | 15.02.2012 21:30:00 | 102.596 | 0.16 | 15.02.2012 22:47:00 | 102.49 | \$ 1531.83 |
| 866 | Sell | 16.02.2012 02:00:00 | 102.488 | 0.16 | 16.02.2012 02:45:00 | 102.29 | \$ 3004.03 |
| 870 | Buy | 17.02.2012 01:50:00 | 103.449 | 0.16 | 17.02.2012 03:00:00 | 103.705 | \$ 3930.48 |
| 869 | Buy | 17.02.2012 01:35:00 | 103.462 | 0.16 | 17.02.2012 03:00:00 | 103.71 | \$ 3802.45 |
| 868 | Buy | 17.02.2012 01:30:00 | 103.523 | 0.16 | 17.02.2012 03:00:00 | 103.704 | \$ 2730.38 |
| 867 | Buy | 17.02.2012 00:30:00 | 103.549 | 0.16 | 17.02.2012 03:00:00 | 103.698 | \$ 2218.32 |
| 873 | Buy | 21.02.2012 01:50:00 | 105.102 | 0.16 | 21.02.2012 02:50:00 | 105.39 | \$ 4439.85 |
| 872 | Buy | 21.02.2012 01:45:00 | 105.121 | 0.16 | 21.02.2012 02:50:00 | 105.391 | \$ 4151.8 |
| 871 | Buy | 21.02.2012 01:30:00 | 105.141 | 0.16 | 21.02.2012 02:50:00 | 105.398 | \$ 3943.79 |
| 875 | Buy | 21.02.2012 22:35:00 | 105.451 | 0.16 | 22.02.2012 00:01:00 | 105.471 | \$ 78.79 |
| 874 | Buy | 21.02.2012 22:30:00 | 105.484 | 0.16 | 22.02.2012 01:30:00 | 105.582 | \$ 1326.75 |
| 876 | Sell | 22.02.2012 02:00:00 | 105.787 | 0.16 | 22.02.2012 03:35:00 | 105.483 | \$ 4694.73 |
| 877 | Buy | 22.02.2012 22:00:00 | 106.236 | 0.16 | 22.02.2012 23:55:00 | 106.408 | \$ 2582.01 |
| 878 | Buy | 27.02.2012 02:30:00 | 109.223 | 0.16 | 27.02.2012 03:04:00 | 109.359 | \$ 2001.26 |
| 880 | Sell | 27.02.2012 22:05:00 | 107.967 | 0.16 | 27.02.2012 22:41:00 | 107.919 | \$ 595.25 |
| 883 | Sell | 27.02.2012 23:50:00 | 107.989 | 0.16 | 28.02.2012 00:45:00 | 107.853 | \$ 1967.52 |
| 882 | Sell | 27.02.2012 23:20:00 | 107.974 | 0.16 | 28.02.2012 00:45:00 | 107.857 | \$ 1663.57 |
| 881 | Sell | 27.02.2012 22:45:00 | 107.951 | 0.16 | 28.02.2012 00:45:00 | 107.857 | \$ 1295.6 |
| 879 | Sell | 27.02.2012 22:00:00 | 107.803 | 0.16 | 28.02.2012 00:45:00 | 107.861 | \$ -1136.17 |
| 884 | Sell | 01.03.2012 01:30:00 | 108.447 | 0.16 | 01.03.2012 02:38:00 | 108.313 | \$ 1970.48 |
| 885 | Sell | 02.03.2012 02:30:00 | 108.247 | 0.16 | 02.03.2012 08:15:00 | 108.28 | \$ -701.2 |
| 889 | Sell | 06.03.2012 23:55:00 | 106.095 | 0.16 | 07.03.2012 01:00:00 | 105.895 | \$ 2994.58 |
| 888 | Sell | 06.03.2012 23:40:00 | 106.072 | 0.16 | 07.03.2012 01:00:00 | 105.903 | \$ 2498.6 |
| 887 | Sell | 06.03.2012 23:35:00 | 106.052 | 0.16 | 07.03.2012 01:00:00 | 105.904 | \$ 2162.62 |
| 886 | Sell | 06.03.2012 22:50:00 | 106.032 | 0.16 | 07.03.2012 01:00:00 | 105.892 | \$ 2034.68 |
| 890 | Buy | 09.03.2012 00:40:00 | 108.226 | 0.16 | 09.03.2012 01:55:00 | 108.309 | \$ 1154.85 |
| 891 | Buy | 14.03.2012 21:25:00 | 108.876 | 0.16 | 14.03.2012 22:25:00 | 109.097 | \$ 3361.79 |
| 893 | Sell | 16.03.2012 00:00:00 | 109.299 | 0.16 | 16.03.2012 00:26:00 | 109.276 | \$ 193.11 |
| 892 | Sell | 15.03.2012 21:25:00 | 109.194 | 0.16 | 16.03.2012 02:50:00 | 109.264 | \$ -1330.38 |
| 894 | Buy | 19.03.2012 23:00:00 | 110.298 | 0.16 | 20.03.2012 03:25:00 | 110.4 | \$ 1383.06 |
| 895 | Buy | 21.03.2012 21:30:00 | 110.172 | 0.16 | 22.03.2012 01:20:00 | 110.243 | \$ 742.3 |
| 896 | Sell | 22.03.2012 01:30:00 | 110.276 | 0.16 | 22.03.2012 02:55:00 | 109.949 | \$ 5055.56 |
| 900 | Sell | 22.03.2012 22:40:00 | 108.881 | 0.16 | 23.03.2012 02:35:00 | 108.915 | \$ -753.89 |
| 899 | Sell | 22.03.2012 22:00:00 | 108.856 | 0.16 | 23.03.2012 02:35:00 | 108.905 | \$ -993.87 |
| 898 | Sell | 22.03.2012 21:45:00 | 108.85 | 0.16 | 23.03.2012 02:35:00 | 108.92 | \$ -1329.84 |
| 897 | Sell | 22.03.2012 21:40:00 | 108.823 | 0.16 | 23.03.2012 02:35:00 | 108.915 | \$ -1681.81 |
| 902 | Sell | 26.03.2012 01:35:00 | 109.659 | 0.16 | 26.03.2012 02:27:00 | 109.62 | \$ 448.55 |
| 903 | Sell | 26.03.2012 01:40:00 | 109.688 | 0.16 | 26.03.2012 02:27:00 | 109.612 | \$ 1040.5 |
| 901 | Sell | 26.03.2012 01:30:00 | 109.589 | 0.16 | 26.03.2012 06:15:00 | 109.649 | \$ -1135.34 |
| 907 | Sell | 29.03.2012 00:00:00 | 110.371 | 0.16 | 29.03.2012 03:35:00 | 110.337 | \$ 367.39 |
| 906 | Sell | 28.03.2012 22:45:00 | 110.365 | 0.16 | 29.03.2012 03:35:00 | 110.334 | \$ 212.38 |
| 905 | Sell | 28.03.2012 22:40:00 | 110.308 | 0.16 | 29.03.2012 03:35:00 | 110.338 | \$ -763.55 |
| 904 | Sell | 28.03.2012 22:30:00 | 110.3 | 0.16 | 29.03.2012 03:35:00 | 110.335 | \$ -843.52 |
| 911 | Sell | 29.03.2012 22:20:00 | 109.597 | 0.16 | 30.03.2012 00:30:00 | 109.539 | \$ 716.97 |
| 910 | Sell | 29.03.2012 22:15:00 | 109.555 | 0.16 | 30.03.2012 00:30:00 | 109.524 | \$ 285.03 |
| 909 | Sell | 29.03.2012 22:10:00 | 109.475 | 0.16 | 30.03.2012 00:30:00 | 109.526 | \$ -1026.85 |
| 908 | Sell | 29.03.2012 21:30:00 | 109.457 | 0.16 | 30.03.2012 00:30:00 | 109.526 | \$ -1314.83 |
| 912 | Sell | 02.04.2012 22:05:00 | 109.576 | 0.16 | 02.04.2012 22:40:00 | 109.379 | \$ 2976.66 |
| 916 | Sell | 03.04.2012 02:10:00 | 109.502 | 0.16 | 03.04.2012 02:55:00 | 109.199 | \$ 4672.8 |
| 915 | Sell | 03.04.2012 02:05:00 | 109.454 | 0.16 | 03.04.2012 02:55:00 | 109.183 | \$ 4160.86 |
| 914 | Sell | 03.04.2012 02:00:00 | 109.431 | 0.16 | 03.04.2012 02:55:00 | 109.183 | \$ 3792.91 |
| 913 | Sell | 03.04.2012 01:30:00 | 109.416 | 0.16 | 03.04.2012 02:55:00 | 109.184 | \$ 3536.93 |
| 917 | Buy | 04.04.2012 02:00:00 | 109.434 | 0.16 | 04.04.2012 03:01:00 | 109.508 | \$ 1008.89 |
| 919 | Sell | 05.04.2012 22:40:00 | 107.676 | 0.16 | 06.04.2012 00:10:00 | 107.514 | \$ 2384.02 |

| | | | | | | | |
|-----|------|---------------------|---------|------|---------------------|---------|--------------|
| 918 | Sell | 05.04.2012 22:30:00 | 107.673 | 0.16 | 06.04.2012 00:10:00 | 107.528 | \$ 2112.05 |
| 920 | Buy | 10.04.2012 00:00:00 | 106.791 | 0.16 | 10.04.2012 01:45:00 | 106.973 | \$ 2741.14 |
| 921 | Sell | 11.04.2012 02:30:00 | 105.64 | 0.16 | 11.04.2012 03:05:00 | 105.565 | \$ 1030.98 |
| 925 | Buy | 11.04.2012 22:00:00 | 105.994 | 0.16 | 12.04.2012 01:40:00 | 106.098 | \$ 1276.98 |
| 924 | Buy | 11.04.2012 21:55:00 | 106.004 | 0.16 | 12.04.2012 01:40:00 | 106.11 | \$ 1308.97 |
| 923 | Buy | 11.04.2012 21:35:00 | 106.016 | 0.16 | 12.04.2012 01:40:00 | 106.102 | \$ 988.95 |
| 922 | Buy | 11.04.2012 21:30:00 | 106.03 | 0.16 | 12.04.2012 01:40:00 | 106.11 | \$ 892.91 |
| 928 | Sell | 16.04.2012 21:40:00 | 105.757 | 0.16 | 16.04.2012 23:25:00 | 105.613 | \$ 2134.8 |
| 927 | Sell | 16.04.2012 21:35:00 | 105.714 | 0.16 | 16.04.2012 23:25:00 | 105.607 | \$ 1542.84 |
| 926 | Sell | 16.04.2012 21:25:00 | 105.679 | 0.16 | 16.04.2012 23:25:00 | 105.613 | \$ 886.9 |
| 929 | Buy | 23.04.2012 00:35:00 | 107.586 | 0.16 | 23.04.2012 02:26:00 | 107.7 | \$ 1651.86 |
| 933 | Sell | 23.04.2012 23:05:00 | 106.796 | 0.16 | 24.04.2012 01:40:00 | 106.738 | \$ 721.45 |
| 932 | Sell | 23.04.2012 22:55:00 | 106.744 | 0.16 | 24.04.2012 01:40:00 | 106.73 | \$ 17.53 |
| 931 | Sell | 23.04.2012 22:40:00 | 106.72 | 0.16 | 24.04.2012 01:40:00 | 106.747 | \$ -638.44 |
| 930 | Sell | 23.04.2012 21:35:00 | 106.688 | 0.16 | 24.04.2012 01:40:00 | 106.739 | \$ -1022.37 |
| 936 | Sell | 26.04.2012 22:30:00 | 107.251 | 0.16 | 27.04.2012 00:00:00 | 107.061 | \$ 2832.72 |
| 935 | Sell | 26.04.2012 22:20:00 | 107.227 | 0.16 | 27.04.2012 00:00:00 | 107.06 | \$ 2464.74 |
| 934 | Sell | 26.04.2012 21:25:00 | 107.189 | 0.16 | 27.04.2012 00:00:00 | 107.055 | \$ 1936.8 |
| 938 | Buy | 03.05.2012 23:13:00 | 105.423 | 0.16 | 04.05.2012 03:05:00 | 105.438 | \$ -1.14 |
| 937 | Buy | 03.05.2012 23:03:00 | 105.437 | 0.16 | 04.05.2012 04:50:00 | 105.489 | \$ 590.81 |
| 942 | Buy | 11.05.2012 00:35:00 | 103.313 | 0.16 | 11.05.2012 03:30:00 | 103.356 | \$ 522.72 |
| 941 | Buy | 11.05.2012 00:25:00 | 103.332 | 0.16 | 11.05.2012 03:30:00 | 103.368 | \$ 410.67 |
| 940 | Buy | 11.05.2012 00:10:00 | 103.36 | 0.16 | 11.05.2012 03:30:00 | 103.363 | \$ -117.38 |
| 939 | Buy | 11.05.2012 00:00:00 | 103.388 | 0.16 | 11.05.2012 03:30:00 | 103.364 | \$ -549.42 |
| 946 | Buy | 14.05.2012 01:15:00 | 102.991 | 0.16 | 14.05.2012 02:15:00 | 103.108 | \$ 1707.22 |
| 945 | Buy | 14.05.2012 01:10:00 | 103.025 | 0.16 | 14.05.2012 02:15:00 | 103.114 | \$ 1259.18 |
| 944 | Buy | 14.05.2012 00:50:00 | 103.028 | 0.16 | 14.05.2012 02:15:00 | 103.109 | \$ 1131.17 |
| 943 | Buy | 14.05.2012 00:30:00 | 103.07 | 0.16 | 14.05.2012 02:15:00 | 103.102 | \$ 347.1 |
| 947 | Buy | 15.05.2012 22:30:00 | 102.088 | 0.16 | 16.05.2012 01:00:00 | 102.164 | \$ 980.17 |
| 948 | Buy | 16.05.2012 21:35:00 | 102.075 | 0.16 | 17.05.2012 00:35:00 | 102.148 | \$ 787.26 |
| 950 | Sell | 18.05.2012 02:10:00 | 100.775 | 0.16 | 18.05.2012 04:35:00 | 100.629 | \$ 2174.77 |
| 949 | Sell | 18.05.2012 02:05:00 | 100.747 | 0.16 | 18.05.2012 04:35:00 | 100.627 | \$ 1758.8 |
| 953 | Buy | 22.05.2012 22:45:00 | 101.265 | 0.16 | 22.05.2012 23:56:00 | 101.406 | \$ 2093.99 |
| 954 | Buy | 22.05.2012 22:50:00 | 101.191 | 0.16 | 22.05.2012 23:56:00 | 101.39 | \$ 3022.11 |
| 955 | Buy | 23.05.2012 00:30:00 | 101.368 | 0.16 | 23.05.2012 07:40:00 | 100.908 | \$ -7522.17 |
| 952 | Buy | 22.05.2012 22:35:00 | 101.429 | 0.16 | 23.05.2012 07:40:00 | 100.914 | \$ -8474.78 |
| 951 | Buy | 22.05.2012 22:30:00 | 101.673 | 0.16 | 23.05.2012 07:40:00 | 100.919 | \$ -12299.15 |
| 959 | Sell | 23.05.2012 22:40:00 | 100.055 | 0.16 | 24.05.2012 02:30:00 | 99.97 | \$ 1092.87 |
| 958 | Sell | 23.05.2012 22:35:00 | 99.999 | 0.16 | 24.05.2012 02:30:00 | 99.959 | \$ 372.97 |
| 957 | Sell | 23.05.2012 22:10:00 | 99.919 | 0.16 | 24.05.2012 02:30:00 | 99.956 | \$ -858.91 |
| 956 | Sell | 23.05.2012 22:00:00 | 99.879 | 0.16 | 24.05.2012 02:30:00 | 99.973 | \$ -1770.87 |
| 960 | Sell | 28.05.2012 00:30:00 | 100.121 | 0.16 | 28.05.2012 01:36:00 | 100.086 | \$ 399.81 |
| 961 | Sell | 28.05.2012 01:00:00 | 100.157 | 0.16 | 28.05.2012 01:36:00 | 100.09 | \$ 911.76 |
| 963 | Sell | 29.05.2012 23:10:00 | 99.435 | 0.16 | 30.05.2012 00:03:00 | 99.417 | \$ 93.23 |
| 962 | Sell | 29.05.2012 23:00:00 | 99.384 | 0.16 | 30.05.2012 00:35:00 | 99.287 | \$ 1357.3 |
| 965 | Sell | 31.05.2012 01:20:00 | 97.876 | 0.16 | 31.05.2012 03:00:00 | 97.712 | \$ 2467.38 |
| 964 | Sell | 31.05.2012 01:05:00 | 97.86 | 0.16 | 31.05.2012 03:00:00 | 97.724 | \$ 2019.4 |
| 966 | Sell | 31.05.2012 22:30:00 | 96.993 | 0.16 | 01.06.2012 00:34:00 | 96.904 | \$ 1233.13 |
| 967 | Sell | 31.05.2012 22:35:00 | 97.009 | 0.16 | 01.06.2012 00:34:00 | 96.904 | \$ 1489.1 |
| 968 | Buy | 04.06.2012 02:30:00 | 96.959 | 0.16 | 04.06.2012 05:40:00 | 96.894 | \$ -1195.15 |
| 970 | Buy | 07.06.2012 23:30:00 | 99.98 | 0.16 | 08.06.2012 00:45:00 | 100.092 | \$ 1559.57 |
| 969 | Buy | 07.06.2012 23:00:00 | 99.999 | 0.16 | 08.06.2012 00:45:00 | 100.075 | \$ 983.52 |
| 971 | Sell | 11.06.2012 00:00:00 | 100.613 | 0.16 | 11.06.2012 00:12:00 | 100.58 | \$ 367.0 |
| 975 | Sell | 11.06.2012 00:35:00 | 100.667 | 0.16 | 11.06.2012 01:00:00 | 100.645 | \$ 190.93 |
| 976 | Sell | 11.06.2012 01:05:00 | 100.829 | 0.16 | 11.06.2012 01:26:00 | 100.726 | \$ 1486.67 |
| 972 | Sell | 11.06.2012 00:15:00 | 100.536 | 0.16 | 11.06.2012 02:42:00 | 100.449 | \$ 1231.13 |
| 973 | Sell | 11.06.2012 00:20:00 | 100.614 | 0.16 | 11.06.2012 02:42:00 | 100.44 | \$ 2623.01 |
| 974 | Sell | 11.06.2012 00:30:00 | 100.631 | 0.16 | 11.06.2012 02:42:00 | 100.443 | \$ 2846.98 |
| 977 | Buy | 13.06.2012 22:30:00 | 99.736 | 0.16 | 13.06.2012 23:38:00 | 99.761 | \$ 240.41 |
| 981 | Sell | 14.06.2012 23:40:00 | 100.268 | 0.16 | 15.06.2012 02:40:00 | 100.238 | \$ 283.88 |

| | | | | | | | |
|------|------|---------------------|---------|------|---------------------|---------|-------------|
| 980 | Sell | 14.06.2012 23:15:00 | 100.257 | 0.16 | 15.06.2012 02:40:00 | 100.248 | \$ -52.09 |
| 979 | Sell | 14.06.2012 23:05:00 | 100.202 | 0.16 | 15.06.2012 02:40:00 | 100.232 | \$ -676.01 |
| 978 | Sell | 14.06.2012 23:00:00 | 100.13 | 0.16 | 15.06.2012 02:40:00 | 100.241 | \$ -1971.9 |
| 985 | Sell | 18.06.2012 00:50:00 | 100.413 | 0.16 | 18.06.2012 06:55:00 | 100.442 | \$ -624.66 |
| 984 | Sell | 18.06.2012 00:45:00 | 100.238 | 0.16 | 18.06.2012 06:55:00 | 100.455 | \$ -3632.4 |
| 983 | Sell | 18.06.2012 00:35:00 | 100.185 | 0.16 | 18.06.2012 06:55:00 | 100.438 | \$ -4208.3 |
| 982 | Sell | 18.06.2012 00:30:00 | 100.127 | 0.16 | 18.06.2012 06:55:00 | 100.452 | \$ -5360.21 |
| 986 | Sell | 18.06.2012 21:25:00 | 99.548 | 0.16 | 19.06.2012 04:35:00 | 99.409 | \$ 2029.04 |
| 988 | Buy | 20.06.2012 00:05:00 | 100.11 | 0.16 | 20.06.2012 00:35:00 | 100.172 | \$ 831.81 |
| 987 | Buy | 19.06.2012 23:00:00 | 100.144 | 0.16 | 20.06.2012 00:35:00 | 100.18 | \$ 343.29 |
| 992 | Buy | 20.06.2012 21:50:00 | 100.782 | 0.16 | 20.06.2012 23:05:00 | 100.999 | \$ 3310.75 |
| 991 | Buy | 20.06.2012 21:45:00 | 100.811 | 0.16 | 20.06.2012 23:05:00 | 100.993 | \$ 2750.71 |
| 990 | Buy | 20.06.2012 21:40:00 | 100.85 | 0.16 | 20.06.2012 23:05:00 | 100.996 | \$ 2174.63 |
| 989 | Buy | 20.06.2012 21:30:00 | 100.872 | 0.16 | 20.06.2012 23:05:00 | 100.994 | \$ 1790.62 |
| 993 | Buy | 21.06.2012 01:30:00 | 100.872 | 0.16 | 21.06.2012 04:40:00 | 100.811 | \$ -1137.38 |
| 994 | Sell | 25.06.2012 21:25:00 | 99.606 | 0.16 | 26.06.2012 00:45:00 | 99.543 | \$ 812.95 |
| 995 | Sell | 26.06.2012 21:30:00 | 99.367 | 0.16 | 26.06.2012 22:03:00 | 99.332 | \$ 401.02 |
| 996 | Sell | 26.06.2012 21:45:00 | 99.377 | 0.16 | 26.06.2012 22:03:00 | 99.333 | \$ 544.99 |
| 997 | Sell | 28.06.2012 23:00:00 | 98.874 | 0.16 | 29.06.2012 00:40:00 | 98.8 | \$ 990.11 |
| 998 | Buy | 02.07.2012 01:30:00 | 101.071 | 0.16 | 02.07.2012 02:39:00 | 101.126 | \$ 718.29 |
| 999 | Sell | 02.07.2012 23:00:00 | 100.093 | 0.16 | 03.07.2012 01:45:00 | 99.98 | \$ 1612.17 |
| 1000 | Sell | 06.07.2012 02:30:00 | 99.044 | 0.16 | 06.07.2012 05:00:00 | 98.964 | \$ 1121.53 |
| 1003 | Buy | 11.07.2012 22:00:00 | 97.338 | 0.16 | 11.07.2012 22:50:00 | 97.522 | \$ 2788.25 |
| 1002 | Buy | 11.07.2012 21:45:00 | 97.37 | 0.16 | 11.07.2012 22:50:00 | 97.526 | \$ 2340.22 |
| 1001 | Buy | 11.07.2012 21:35:00 | 97.39 | 0.16 | 11.07.2012 22:50:00 | 97.528 | \$ 2052.19 |
| 1004 | Sell | 16.07.2012 21:25:00 | 96.813 | 0.16 | 16.07.2012 23:40:00 | 96.721 | \$ 1317.09 |
| 1005 | Sell | 18.07.2012 23:00:00 | 96.768 | 0.16 | 19.07.2012 01:50:00 | 96.722 | \$ 474.11 |
| 1006 | Sell | 20.07.2012 02:30:00 | 96.678 | 0.16 | 20.07.2012 03:50:00 | 96.508 | \$ 2565.32 |
| 1010 | Buy | 24.07.2012 00:40:00 | 94.934 | 0.16 | 24.07.2012 03:05:00 | 94.971 | \$ 440.12 |
| 1009 | Buy | 24.07.2012 00:35:00 | 94.94 | 0.16 | 24.07.2012 03:05:00 | 94.975 | \$ 408.1 |
| 1008 | Buy | 24.07.2012 00:30:00 | 94.966 | 0.16 | 24.07.2012 03:05:00 | 94.96 | \$ -247.94 |
| 1007 | Buy | 24.07.2012 00:00:00 | 94.979 | 0.16 | 24.07.2012 03:05:00 | 94.959 | \$ -471.96 |
| 1011 | Buy | 26.07.2012 02:30:00 | 94.823 | 0.16 | 26.07.2012 08:05:00 | 94.916 | \$ 1336.29 |
| 1013 | Buy | 26.07.2012 23:50:00 | 96.034 | 0.16 | 27.07.2012 02:10:00 | 96.084 | \$ 573.88 |
| 1012 | Buy | 26.07.2012 22:00:00 | 96.063 | 0.16 | 27.07.2012 02:10:00 | 96.086 | \$ 141.83 |
| 1014 | Buy | 30.07.2012 00:05:00 | 96.524 | 0.16 | 30.07.2012 02:10:00 | 96.643 | \$ 1749.58 |
| 1017 | Buy | 01.08.2012 23:25:00 | 95.846 | 0.16 | 02.08.2012 01:20:00 | 95.93 | \$ 973.19 |
| 1016 | Buy | 01.08.2012 23:15:00 | 95.9 | 0.16 | 02.08.2012 01:20:00 | 95.945 | \$ 349.13 |
| 1015 | Buy | 01.08.2012 23:05:00 | 95.912 | 0.16 | 02.08.2012 01:20:00 | 95.932 | \$ -50.9 |
| 1019 | Sell | 03.08.2012 00:50:00 | 95.335 | 0.16 | 03.08.2012 03:05:00 | 95.178 | \$ 2359.46 |
| 1018 | Sell | 02.08.2012 22:05:00 | 95.311 | 0.16 | 03.08.2012 03:05:00 | 95.161 | \$ 2211.83 |
| 1020 | Buy | 06.08.2012 00:00:00 | 97.444 | 0.16 | 06.08.2012 00:05:00 | 97.459 | \$ 84.1 |
| 1024 | Buy | 07.08.2012 22:40:00 | 97.538 | 0.16 | 08.08.2012 02:00:00 | 97.476 | \$ -1220.52 |
| 1023 | Buy | 07.08.2012 22:35:00 | 97.573 | 0.16 | 08.08.2012 02:00:00 | 97.469 | \$ -1892.59 |
| 1022 | Buy | 07.08.2012 22:00:00 | 97.588 | 0.16 | 08.08.2012 02:00:00 | 97.467 | \$ -2164.62 |
| 1021 | Buy | 07.08.2012 21:30:00 | 97.611 | 0.16 | 08.08.2012 02:00:00 | 97.471 | \$ -2468.65 |
| 1025 | Sell | 16.08.2012 00:00:00 | 97.077 | 0.16 | 16.08.2012 09:10:00 | 97.31 | \$ -3883.32 |
| 1029 | Buy | 21.08.2012 21:50:00 | 98.833 | 0.16 | 21.08.2012 23:40:00 | 98.832 | \$ -174.12 |
| 1028 | Buy | 21.08.2012 21:45:00 | 98.849 | 0.16 | 21.08.2012 23:40:00 | 98.825 | \$ -542.16 |
| 1027 | Buy | 21.08.2012 21:30:00 | 98.864 | 0.16 | 21.08.2012 23:40:00 | 98.838 | \$ -574.18 |
| 1026 | Buy | 21.08.2012 21:25:00 | 98.902 | 0.16 | 21.08.2012 23:40:00 | 98.833 | \$ -1262.23 |
| 1032 | Sell | 30.08.2012 22:15:00 | 98.375 | 0.16 | 30.08.2012 23:40:00 | 98.331 | \$ 546.6 |
| 1031 | Sell | 30.08.2012 22:10:00 | 98.348 | 0.16 | 30.08.2012 23:40:00 | 98.333 | \$ 82.63 |
| 1030 | Sell | 30.08.2012 22:00:00 | 98.339 | 0.16 | 30.08.2012 23:40:00 | 98.327 | \$ 34.64 |
| 1035 | Buy | 07.09.2012 00:00:00 | 99.599 | 0.16 | 07.09.2012 01:55:00 | 99.679 | \$ 1120.64 |
| 1034 | Buy | 06.09.2012 23:50:00 | 99.616 | 0.16 | 07.09.2012 01:55:00 | 99.681 | \$ 808.14 |
| 1033 | Buy | 06.09.2012 23:30:00 | 99.639 | 0.16 | 07.09.2012 01:55:00 | 99.695 | \$ 664.09 |
| 1036 | Buy | 10.09.2012 02:30:00 | 100.05 | 0.16 | 10.09.2012 04:45:00 | 100.094 | \$ 543.92 |
| 1037 | Buy | 10.09.2012 23:00:00 | 99.84 | 0.16 | 11.09.2012 01:25:00 | 99.877 | \$ 359.78 |
| 1038 | Sell | 13.09.2012 21:25:00 | 100.667 | 0.16 | 14.09.2012 07:25:00 | 101.163 | \$ -8132.74 |

| | | | | | | | |
|------|------|---------------------|---------|------|---------------------|---------|-------------|
| 1040 | Sell | 14.09.2012 02:00:00 | 100.868 | 0.16 | 14.09.2012 08:35:00 | 101.068 | \$ -3361.4 |
| 1039 | Sell | 13.09.2012 23:00:00 | 100.693 | 0.16 | 14.09.2012 08:35:00 | 101.065 | \$ -6148.81 |
| 1044 | Buy | 17.09.2012 02:10:00 | 102.692 | 0.16 | 17.09.2012 04:15:00 | 102.78 | \$ 1243.7 |
| 1043 | Buy | 17.09.2012 01:45:00 | 102.719 | 0.16 | 17.09.2012 04:15:00 | 102.778 | \$ 779.64 |
| 1042 | Buy | 17.09.2012 01:40:00 | 102.742 | 0.16 | 17.09.2012 04:15:00 | 102.796 | \$ 699.6 |
| 1041 | Buy | 17.09.2012 00:30:00 | 102.776 | 0.16 | 17.09.2012 04:15:00 | 102.79 | \$ 59.56 |
| 1045 | Buy | 17.09.2012 22:20:00 | 103.077 | 0.16 | 18.09.2012 02:57:00 | 103.147 | \$ 882.59 |
| 1049 | Sell | 18.09.2012 22:15:00 | 102.829 | 0.16 | 19.09.2012 01:10:00 | 102.758 | \$ 935.79 |
| 1048 | Sell | 18.09.2012 21:50:00 | 102.807 | 0.16 | 19.09.2012 01:10:00 | 102.751 | \$ 695.81 |
| 1047 | Sell | 18.09.2012 21:45:00 | 102.791 | 0.16 | 19.09.2012 01:10:00 | 102.738 | \$ 647.86 |
| 1046 | Sell | 18.09.2012 21:30:00 | 102.719 | 0.16 | 19.09.2012 01:10:00 | 102.758 | \$ -824.02 |
| 1052 | Sell | 20.09.2012 22:25:00 | 101.559 | 0.16 | 21.09.2012 00:25:00 | 101.446 | \$ 1609.82 |
| 1051 | Sell | 20.09.2012 22:15:00 | 101.518 | 0.16 | 21.09.2012 00:25:00 | 101.446 | \$ 953.88 |
| 1050 | Sell | 20.09.2012 21:30:00 | 101.507 | 0.16 | 21.09.2012 00:25:00 | 101.437 | \$ 921.9 |
| 1054 | Sell | 24.09.2012 22:00:00 | 100.693 | 0.16 | 25.09.2012 06:35:00 | 100.71 | \$ -468.78 |
| 1053 | Sell | 24.09.2012 21:30:00 | 100.662 | 0.16 | 25.09.2012 06:35:00 | 100.717 | \$ -1076.75 |
| 1058 | Buy | 25.09.2012 22:20:00 | 100.393 | 0.16 | 26.09.2012 00:55:00 | 100.422 | \$ 230.9 |
| 1057 | Buy | 25.09.2012 22:10:00 | 100.414 | 0.16 | 26.09.2012 00:55:00 | 100.413 | \$ -249.13 |
| 1056 | Buy | 25.09.2012 22:05:00 | 100.508 | 0.16 | 26.09.2012 00:55:00 | 100.427 | \$ -1529.27 |
| 1055 | Buy | 25.09.2012 22:00:00 | 100.54 | 0.16 | 26.09.2012 00:55:00 | 100.424 | \$ -2089.34 |
| 1059 | Buy | 01.10.2012 02:30:00 | 99.903 | 0.16 | 01.10.2012 08:20:00 | 99.882 | \$ -495.83 |
| 1061 | Buy | 01.10.2012 22:25:00 | 100.455 | 0.16 | 02.10.2012 01:25:00 | 100.547 | \$ 1238.79 |
| 1060 | Buy | 01.10.2012 21:50:00 | 100.519 | 0.16 | 02.10.2012 01:25:00 | 100.547 | \$ 214.69 |
| 1065 | Sell | 08.10.2012 22:15:00 | 101.634 | 0.16 | 08.10.2012 23:25:00 | 101.542 | \$ 1309.4 |
| 1064 | Sell | 08.10.2012 22:05:00 | 101.583 | 0.16 | 08.10.2012 23:25:00 | 101.536 | \$ 589.45 |
| 1063 | Sell | 08.10.2012 21:50:00 | 101.569 | 0.16 | 08.10.2012 23:25:00 | 101.537 | \$ 349.48 |
| 1062 | Sell | 08.10.2012 21:25:00 | 101.558 | 0.16 | 08.10.2012 23:25:00 | 101.527 | \$ 333.52 |
| 1068 | Sell | 10.10.2012 00:00:00 | 100.834 | 0.16 | 10.10.2012 01:50:00 | 100.735 | \$ 1422.67 |
| 1067 | Sell | 09.10.2012 23:55:00 | 100.796 | 0.16 | 10.10.2012 01:50:00 | 100.729 | \$ 875.04 |
| 1066 | Sell | 09.10.2012 23:45:00 | 100.778 | 0.16 | 10.10.2012 01:50:00 | 100.726 | \$ 635.08 |
| 1072 | Buy | 11.10.2012 00:55:00 | 100.421 | 0.16 | 11.10.2012 06:00:00 | 100.38 | \$ -816.67 |
| 1071 | Buy | 11.10.2012 00:10:00 | 100.572 | 0.16 | 11.10.2012 06:00:00 | 100.382 | \$ -3200.92 |
| 1070 | Buy | 11.10.2012 00:05:00 | 100.593 | 0.16 | 11.10.2012 06:00:00 | 100.394 | \$ -3344.95 |
| 1069 | Buy | 11.10.2012 00:00:00 | 100.653 | 0.16 | 11.10.2012 06:00:00 | 100.393 | \$ -4321.03 |
| 1074 | Buy | 11.10.2012 23:25:00 | 101.232 | 0.16 | 12.10.2012 00:15:00 | 101.308 | \$ 981.56 |
| 1073 | Buy | 11.10.2012 22:40:00 | 101.249 | 0.16 | 12.10.2012 00:15:00 | 101.297 | \$ 533.52 |
| 1077 | Buy | 18.10.2012 21:45:00 | 103.361 | 0.16 | 19.10.2012 01:05:00 | 103.637 | \$ 4178.15 |
| 1076 | Buy | 18.10.2012 21:40:00 | 103.397 | 0.16 | 19.10.2012 01:05:00 | 103.639 | \$ 3634.07 |
| 1075 | Buy | 18.10.2012 21:30:00 | 103.423 | 0.16 | 19.10.2012 01:05:00 | 103.646 | \$ 3330.04 |
| 1080 | Sell | 23.10.2012 21:50:00 | 103.707 | 0.16 | 24.10.2012 02:10:00 | 103.611 | \$ 1334.37 |
| 1079 | Sell | 23.10.2012 21:45:00 | 103.688 | 0.16 | 24.10.2012 02:10:00 | 103.623 | \$ 838.42 |
| 1078 | Sell | 23.10.2012 21:40:00 | 103.652 | 0.16 | 24.10.2012 02:10:00 | 103.613 | \$ 422.48 |
| 1081 | Sell | 24.10.2012 22:00:00 | 103.504 | 0.16 | 25.10.2012 08:00:00 | 103.791 | \$ -4864.66 |
| 1082 | Sell | 05.11.2012 01:30:00 | 103.293 | 0.16 | 05.11.2012 02:10:00 | 103.127 | \$ 2490.72 |
| 1084 | Buy | 07.11.2012 02:05:00 | 102.756 | 0.16 | 07.11.2012 06:05:00 | 102.712 | \$ -868.4 |
| 1083 | Buy | 07.11.2012 02:00:00 | 102.808 | 0.16 | 07.11.2012 06:05:00 | 102.718 | \$ -1604.5 |
| 1086 | Sell | 07.11.2012 22:45:00 | 102.158 | 0.16 | 08.11.2012 01:25:00 | 102.02 | \$ 1937.52 |
| 1085 | Sell | 07.11.2012 22:30:00 | 102.115 | 0.16 | 08.11.2012 01:25:00 | 102.026 | \$ 1153.57 |
| 1087 | Sell | 09.11.2012 01:30:00 | 101.336 | 0.16 | 09.11.2012 02:20:00 | 101.239 | \$ 1389.86 |
| 1090 | Buy | 15.11.2012 02:05:00 | 102.009 | 0.16 | 15.11.2012 03:46:00 | 102.049 | \$ 476.79 |
| 1089 | Buy | 15.11.2012 01:00:00 | 102.087 | 0.16 | 15.11.2012 04:45:00 | 102.209 | \$ 1788.67 |
| 1088 | Buy | 14.11.2012 22:10:00 | 102.105 | 0.16 | 15.11.2012 04:45:00 | 102.213 | \$ 1347.19 |
| 1091 | Buy | 15.11.2012 22:30:00 | 103.585 | 0.16 | 16.11.2012 02:02:00 | 103.659 | \$ 945.77 |
| 1093 | Sell | 19.11.2012 02:00:00 | 104.048 | 0.16 | 19.11.2012 03:20:00 | 103.73 | \$ 4921.52 |
| 1092 | Sell | 19.11.2012 00:50:00 | 103.755 | 0.16 | 19.11.2012 03:20:00 | 103.72 | \$ 393.98 |
| 1097 | Buy | 20.11.2012 00:45:00 | 103.852 | 0.16 | 20.11.2012 01:24:00 | 103.875 | \$ 201.84 |
| 1096 | Buy | 20.11.2012 00:40:00 | 103.875 | 0.16 | 20.11.2012 02:58:00 | 103.922 | \$ 585.81 |
| 1095 | Buy | 20.11.2012 00:35:00 | 103.95 | 0.16 | 20.11.2012 05:25:00 | 104.069 | \$ 1737.67 |
| 1094 | Buy | 20.11.2012 00:30:00 | 103.983 | 0.16 | 20.11.2012 05:25:00 | 104.071 | \$ 1241.64 |
| 1098 | Buy | 23.11.2012 02:30:00 | 105.923 | 0.16 | 23.11.2012 03:21:00 | 106.02 | \$ 1382.51 |

| | | | | | | | |
|------|------|---------------------|---------|------|---------------------|---------|--------------|
| 1099 | Buy | 26.11.2012 00:35:00 | 106.819 | 0.16 | 26.11.2012 01:20:00 | 106.943 | \$ 1813.09 |
| 1100 | Sell | 27.11.2012 00:30:00 | 106.647 | 0.16 | 27.11.2012 00:45:00 | 106.608 | \$ 453.37 |
| 1101 | Sell | 27.11.2012 00:35:00 | 106.687 | 0.16 | 27.11.2012 00:45:00 | 106.61 | \$ 1061.31 |
| 1105 | Sell | 28.11.2012 23:40:00 | 106.151 | 0.16 | 29.11.2012 02:55:00 | 106.172 | \$ -612.88 |
| 1104 | Sell | 28.11.2012 23:35:00 | 106.128 | 0.16 | 29.11.2012 02:55:00 | 106.184 | \$ -1172.86 |
| 1103 | Sell | 28.11.2012 23:30:00 | 106.108 | 0.16 | 29.11.2012 02:55:00 | 106.184 | \$ -1492.82 |
| 1102 | Sell | 28.11.2012 23:00:00 | 106.094 | 0.16 | 29.11.2012 02:55:00 | 106.174 | \$ -1556.79 |
| 1109 | Sell | 06.12.2012 23:55:00 | 106.879 | 0.16 | 07.12.2012 00:55:00 | 106.792 | \$ 1185.31 |
| 1108 | Sell | 06.12.2012 22:55:00 | 106.86 | 0.16 | 07.12.2012 00:55:00 | 106.796 | \$ 817.34 |
| 1107 | Sell | 06.12.2012 22:40:00 | 106.833 | 0.16 | 07.12.2012 00:55:00 | 106.794 | \$ 417.4 |
| 1106 | Sell | 06.12.2012 22:30:00 | 106.802 | 0.16 | 07.12.2012 00:55:00 | 106.787 | \$ 33.42 |
| 1112 | Sell | 07.12.2012 02:05:00 | 106.936 | 0.16 | 07.12.2012 07:30:00 | 106.949 | \$ -379.11 |
| 1111 | Sell | 07.12.2012 01:50:00 | 106.863 | 0.16 | 07.12.2012 07:30:00 | 106.951 | \$ -1578.99 |
| 1110 | Sell | 07.12.2012 01:30:00 | 106.847 | 0.16 | 07.12.2012 07:30:00 | 106.943 | \$ -1706.97 |
| 1114 | Buy | 12.12.2012 22:50:00 | 108.648 | 0.16 | 12.12.2012 23:35:00 | 108.81 | \$ 2418.17 |
| 1113 | Buy | 12.12.2012 22:30:00 | 108.658 | 0.16 | 12.12.2012 23:35:00 | 108.813 | \$ 2306.15 |
| 1116 | Buy | 13.12.2012 00:40:00 | 108.679 | 0.16 | 13.12.2012 02:10:00 | 108.793 | \$ 1650.13 |
| 1115 | Buy | 13.12.2012 00:30:00 | 108.7 | 0.16 | 13.12.2012 02:10:00 | 108.782 | \$ 1138.08 |
| 1120 | Buy | 20.12.2012 00:15:00 | 111.297 | 0.16 | 20.12.2012 02:10:00 | 111.444 | \$ 2173.93 |
| 1119 | Buy | 20.12.2012 00:10:00 | 111.486 | 0.16 | 20.12.2012 02:10:00 | 111.449 | \$ -770.36 |
| 1118 | Buy | 20.12.2012 00:05:00 | 111.609 | 0.16 | 20.12.2012 02:10:00 | 111.46 | \$ -2562.57 |
| 1117 | Buy | 20.12.2012 00:00:00 | 111.647 | 0.16 | 20.12.2012 02:10:00 | 111.462 | \$ -3138.62 |
| 1121 | Buy | 21.12.2012 02:30:00 | 111.624 | 0.16 | 21.12.2012 07:30:00 | 110.81 | \$ -13202.61 |
| 1125 | Sell | 24.12.2012 01:20:00 | 111.251 | 0.16 | 24.12.2012 05:25:00 | 111.189 | \$ 814.0 |
| 1124 | Sell | 24.12.2012 01:05:00 | 111.208 | 0.16 | 24.12.2012 05:25:00 | 111.186 | \$ 174.06 |
| 1123 | Sell | 24.12.2012 00:55:00 | 111.184 | 0.16 | 24.12.2012 05:25:00 | 111.206 | \$ -529.9 |
| 1122 | Sell | 24.12.2012 00:30:00 | 111.169 | 0.16 | 24.12.2012 05:25:00 | 111.188 | \$ -481.87 |
| 1126 | Buy | 25.12.2012 01:30:00 | 111.716 | 0.16 | 25.12.2012 02:52:00 | 111.748 | \$ 333.25 |
| 1127 | Sell | 26.12.2012 02:00:00 | 112.05 | 0.16 | 26.12.2012 12:00:00 | 112.729 | \$ -11043.29 |
| 1128 | Sell | 26.12.2012 02:05:00 | 112.134 | 0.16 | 26.12.2012 12:10:00 | 112.693 | \$ -9123.42 |
| 1129 | Sell | 26.12.2012 02:10:00 | 112.244 | 0.16 | 26.12.2012 12:15:00 | 112.726 | \$ -7891.6 |
| 1132 | Buy | 27.12.2012 01:00:00 | 113.028 | 0.16 | 27.12.2012 01:45:00 | 113.277 | \$ 3803.14 |
| 1131 | Buy | 27.12.2012 00:55:00 | 113.083 | 0.16 | 27.12.2012 01:45:00 | 113.278 | \$ 2939.08 |
| 1130 | Buy | 27.12.2012 00:30:00 | 113.121 | 0.16 | 27.12.2012 01:45:00 | 113.265 | \$ 2123.0 |
| 1134 | Sell | 31.12.2012 01:50:00 | 113.749 | 0.16 | 31.12.2012 03:15:00 | 113.626 | \$ 1785.98 |
| 1133 | Sell | 31.12.2012 01:30:00 | 113.726 | 0.16 | 31.12.2012 03:15:00 | 113.612 | \$ 1642.03 |
| 1136 | Buy | 02.01.2013 02:05:00 | 114.218 | 0.16 | 02.01.2013 02:45:00 | 114.45 | \$ 3529.27 |
| 1135 | Buy | 02.01.2013 01:30:00 | 114.316 | 0.16 | 02.01.2013 02:45:00 | 114.454 | \$ 2025.09 |
| 1138 | Sell | 03.01.2013 00:00:00 | 115.161 | 0.16 | 03.01.2013 00:29:00 | 115.135 | \$ 231.73 |
| 1139 | Sell | 03.01.2013 01:00:00 | 115.167 | 0.16 | 03.01.2013 01:30:00 | 115.003 | \$ 2439.72 |
| 1137 | Sell | 02.01.2013 23:30:00 | 115.08 | 0.16 | 03.01.2013 01:30:00 | 114.993 | \$ 1100.83 |
| 1140 | Sell | 04.01.2013 00:30:00 | 114.15 | 0.16 | 04.01.2013 01:04:00 | 114.073 | \$ 1049.35 |
| 1143 | Sell | 04.01.2013 01:50:00 | 114.316 | 0.16 | 04.01.2013 04:11:00 | 114.263 | \$ 665.08 |
| 1142 | Sell | 04.01.2013 01:35:00 | 114.253 | 0.16 | 04.01.2013 09:05:00 | 114.337 | \$ -1526.8 |
| 1141 | Sell | 04.01.2013 01:30:00 | 114.181 | 0.16 | 04.01.2013 09:05:00 | 114.343 | \$ -2774.68 |
| 1145 | Buy | 07.01.2013 02:15:00 | 115.079 | 0.16 | 07.01.2013 03:17:00 | 115.098 | \$ 119.87 |
| 1146 | Buy | 07.01.2013 02:25:00 | 114.889 | 0.16 | 07.01.2013 03:17:00 | 115.108 | \$ 3320.2 |
| 1144 | Buy | 07.01.2013 02:05:00 | 115.1 | 0.16 | 07.01.2013 05:30:00 | 115.116 | \$ 71.86 |
| 1148 | Sell | 07.01.2013 22:05:00 | 115.171 | 0.16 | 08.01.2013 00:35:00 | 115.004 | \$ 2452.04 |
| 1147 | Sell | 07.01.2013 22:00:00 | 115.156 | 0.16 | 08.01.2013 00:35:00 | 115.022 | \$ 1924.05 |
| 1150 | Buy | 08.01.2013 01:10:00 | 114.73 | 0.16 | 08.01.2013 01:40:00 | 114.796 | \$ 872.42 |
| 1153 | Buy | 08.01.2013 01:55:00 | 114.524 | 0.16 | 08.01.2013 02:28:00 | 114.601 | \$ 1048.76 |
| 1152 | Buy | 08.01.2013 01:50:00 | 114.686 | 0.16 | 08.01.2013 03:18:00 | 114.713 | \$ 248.49 |
| 1151 | Buy | 08.01.2013 01:45:00 | 114.739 | 0.16 | 08.01.2013 04:30:00 | 115.09 | \$ 5432.41 |
| 1149 | Buy | 08.01.2013 01:00:00 | 114.804 | 0.16 | 08.01.2013 04:30:00 | 115.1 | \$ 4552.32 |
| 1154 | Buy | 09.01.2013 22:00:00 | 114.562 | 0.16 | 09.01.2013 22:39:00 | 114.636 | \$ 1000.7 |
| 1158 | Sell | 14.01.2013 22:25:00 | 119.652 | 0.16 | 14.01.2013 23:35:00 | 119.55 | \$ 1440.57 |
| 1157 | Sell | 14.01.2013 21:55:00 | 119.621 | 0.16 | 14.01.2013 23:35:00 | 119.548 | \$ 976.61 |
| 1156 | Sell | 14.01.2013 21:35:00 | 119.584 | 0.16 | 14.01.2013 23:35:00 | 119.546 | \$ 416.65 |
| 1155 | Sell | 14.01.2013 21:30:00 | 119.518 | 0.16 | 14.01.2013 23:35:00 | 119.56 | \$ -863.24 |

| | | | | | | | |
|------|------|---------------------|---------|------|---------------------|---------|-------------|
| 1159 | Sell | 15.01.2013 22:30:00 | 118.219 | 0.16 | 15.01.2013 23:27:00 | 118.149 | \$ 930.84 |
| 1160 | Sell | 15.01.2013 22:35:00 | 118.26 | 0.16 | 15.01.2013 23:27:00 | 118.147 | \$ 1618.77 |
| 1161 | Sell | 15.01.2013 22:40:00 | 118.27 | 0.16 | 15.01.2013 23:27:00 | 118.153 | \$ 1682.76 |
| 1162 | Sell | 15.01.2013 22:45:00 | 118.307 | 0.16 | 15.01.2013 23:27:00 | 118.147 | \$ 2370.69 |
| 1163 | Sell | 16.01.2013 00:30:00 | 118.223 | 0.16 | 16.01.2013 00:45:00 | 118.037 | \$ 2786.84 |
| 1164 | Sell | 21.01.2013 00:30:00 | 120.173 | 0.16 | 21.01.2013 01:08:00 | 120.07 | \$ 1455.72 |
| 1165 | Sell | 22.01.2013 01:00:00 | 119.572 | 0.16 | 22.01.2013 01:55:00 | 119.307 | \$ 4048.68 |
| 1166 | Buy | 22.01.2013 02:00:00 | 119.292 | 0.16 | 22.01.2013 03:11:00 | 119.332 | \$ 449.14 |
| 1167 | Buy | 22.01.2013 02:05:00 | 119.16 | 0.16 | 22.01.2013 03:11:00 | 119.348 | \$ 2817.35 |
| 1168 | Sell | 22.01.2013 21:55:00 | 118.209 | 0.16 | 22.01.2013 23:09:00 | 118.189 | \$ 130.86 |
| 1172 | Sell | 23.01.2013 00:35:00 | 118.298 | 0.16 | 23.01.2013 01:25:00 | 118.093 | \$ 3090.72 |
| 1171 | Sell | 23.01.2013 00:30:00 | 118.254 | 0.16 | 23.01.2013 01:25:00 | 118.089 | \$ 2450.78 |
| 1170 | Sell | 23.01.2013 00:25:00 | 118.236 | 0.16 | 23.01.2013 01:25:00 | 118.079 | \$ 2322.82 |
| 1169 | Sell | 22.01.2013 23:10:00 | 118.185 | 0.16 | 23.01.2013 01:25:00 | 118.095 | \$ 1215.22 |
| 1175 | Sell | 23.01.2013 22:20:00 | 118.149 | 0.16 | 23.01.2013 23:35:00 | 118.057 | \$ 1282.97 |
| 1174 | Sell | 23.01.2013 22:15:00 | 118.122 | 0.16 | 23.01.2013 23:35:00 | 118.052 | \$ 930.99 |
| 1173 | Sell | 23.01.2013 22:00:00 | 118.107 | 0.16 | 23.01.2013 23:35:00 | 118.047 | \$ 771.03 |
| 1177 | Buy | 24.01.2013 01:05:00 | 117.726 | 0.16 | 24.01.2013 02:00:00 | 117.812 | \$ 1187.65 |
| 1176 | Buy | 24.01.2013 01:00:00 | 117.848 | 0.16 | 24.01.2013 04:10:00 | 117.976 | \$ 1859.45 |
| 1178 | Sell | 29.01.2013 00:00:00 | 122.24 | 0.16 | 29.01.2013 00:20:00 | 121.935 | \$ 4684.42 |
| 1180 | Sell | 29.01.2013 22:35:00 | 122.535 | 0.16 | 30.01.2013 00:15:00 | 122.286 | \$ 3752.27 |
| 1179 | Sell | 29.01.2013 22:30:00 | 122.468 | 0.16 | 30.01.2013 00:15:00 | 122.291 | \$ 2600.35 |
| 1181 | Buy | 30.01.2013 23:20:00 | 123.502 | 0.16 | 31.01.2013 00:40:00 | 123.699 | \$ 2736.96 |
| 1182 | Buy | 31.01.2013 02:00:00 | 123.471 | 0.16 | 31.01.2013 03:07:00 | 123.528 | \$ 714.44 |
| 1183 | Buy | 31.01.2013 02:05:00 | 123.427 | 0.16 | 31.01.2013 03:07:00 | 123.539 | \$ 1594.51 |
| 1186 | Buy | 04.02.2013 02:10:00 | 126.422 | 0.16 | 04.02.2013 05:40:00 | 126.478 | \$ 693.72 |
| 1185 | Buy | 04.02.2013 02:05:00 | 126.456 | 0.16 | 04.02.2013 05:40:00 | 126.485 | \$ 261.69 |
| 1184 | Buy | 04.02.2013 02:00:00 | 126.579 | 0.16 | 04.02.2013 05:40:00 | 126.487 | \$ -1674.51 |
| 1188 | Buy | 06.02.2013 02:15:00 | 126.904 | 0.16 | 06.02.2013 03:20:00 | 127.335 | \$ 6692.97 |
| 1187 | Buy | 06.02.2013 02:10:00 | 127.001 | 0.16 | 06.02.2013 03:20:00 | 127.341 | \$ 5236.79 |
| 1192 | Sell | 07.02.2013 00:00:00 | 126.579 | 0.16 | 07.02.2013 01:04:00 | 126.513 | \$ 853.45 |
| 1191 | Sell | 06.02.2013 23:10:00 | 126.494 | 0.16 | 07.02.2013 01:55:00 | 126.406 | \$ 1098.58 |
| 1190 | Sell | 06.02.2013 22:45:00 | 126.455 | 0.16 | 07.02.2013 01:55:00 | 126.399 | \$ 586.62 |
| 1189 | Sell | 06.02.2013 22:30:00 | 126.445 | 0.16 | 07.02.2013 01:55:00 | 126.399 | \$ 426.63 |
| 1194 | Sell | 07.02.2013 22:20:00 | 125.424 | 0.16 | 07.02.2013 23:49:00 | 125.389 | \$ 359.33 |
| 1195 | Sell | 07.02.2013 22:25:00 | 125.458 | 0.16 | 07.02.2013 23:49:00 | 125.388 | \$ 919.26 |
| 1196 | Sell | 07.02.2013 23:55:00 | 125.488 | 0.16 | 08.02.2013 00:53:00 | 125.426 | \$ 755.53 |
| 1197 | Sell | 08.02.2013 00:05:00 | 125.512 | 0.16 | 08.02.2013 00:53:00 | 125.44 | \$ 951.17 |
| 1198 | Sell | 08.02.2013 01:00:00 | 125.518 | 0.16 | 08.02.2013 01:28:00 | 125.48 | \$ 407.16 |
| 1193 | Sell | 07.02.2013 22:00:00 | 125.36 | 0.16 | 08.02.2013 02:00:00 | 125.28 | \$ 1043.73 |
| 1199 | Sell | 11.02.2013 02:30:00 | 124.008 | 0.16 | 11.02.2013 03:45:00 | 123.741 | \$ 4073.57 |
| 1202 | Buy | 11.02.2013 21:55:00 | 125.079 | 0.16 | 11.02.2013 22:35:00 | 125.546 | \$ 7271.89 |
| 1201 | Buy | 11.02.2013 21:50:00 | 125.146 | 0.16 | 11.02.2013 22:35:00 | 125.56 | \$ 6423.77 |
| 1200 | Buy | 11.02.2013 21:45:00 | 125.239 | 0.16 | 11.02.2013 22:35:00 | 125.554 | \$ 4839.61 |
| 1204 | Buy | 14.02.2013 00:40:00 | 125.33 | 0.16 | 14.02.2013 01:08:00 | 125.344 | \$ 23.48 |
| 1203 | Buy | 14.02.2013 00:35:00 | 125.357 | 0.16 | 14.02.2013 01:46:00 | 125.403 | \$ 535.45 |
| 1205 | Buy | 14.02.2013 02:05:00 | 125.256 | 0.16 | 14.02.2013 03:10:00 | 125.789 | \$ 8327.58 |
| 1208 | Sell | 15.02.2013 00:15:00 | 124.204 | 0.16 | 15.02.2013 00:36:00 | 124.177 | \$ 233.28 |
| 1207 | Sell | 15.02.2013 00:05:00 | 124.182 | 0.16 | 15.02.2013 01:14:00 | 124.164 | \$ 89.32 |
| 1206 | Sell | 15.02.2013 00:00:00 | 124.102 | 0.16 | 15.02.2013 03:10:00 | 123.953 | \$ 2185.43 |
| 1209 | Buy | 18.02.2013 02:00:00 | 125.076 | 0.16 | 18.02.2013 02:49:00 | 125.108 | \$ 311.9 |
| 1210 | Buy | 19.02.2013 02:00:00 | 124.959 | 0.16 | 19.02.2013 02:09:00 | 125.0 | \$ 456.07 |
| 1211 | Buy | 19.02.2013 02:10:00 | 125.009 | 0.16 | 19.02.2013 03:20:00 | 125.129 | \$ 1719.97 |
| 1214 | Sell | 20.02.2013 01:35:00 | 125.532 | 0.16 | 20.02.2013 04:25:00 | 125.567 | \$ -760.85 |
| 1213 | Sell | 20.02.2013 01:30:00 | 125.488 | 0.16 | 20.02.2013 04:25:00 | 125.578 | \$ -1640.79 |
| 1212 | Sell | 19.02.2013 23:00:00 | 125.289 | 0.16 | 20.02.2013 04:25:00 | 125.568 | \$ -4700.15 |
| 1215 | Sell | 21.02.2013 01:00:00 | 124.506 | 0.16 | 21.02.2013 02:15:00 | 124.417 | \$ 1224.8 |
| 1217 | Sell | 21.02.2013 22:15:00 | 122.83 | 0.16 | 21.02.2013 23:47:00 | 122.768 | \$ 795.48 |
| 1218 | Sell | 21.02.2013 22:35:00 | 122.841 | 0.16 | 21.02.2013 23:47:00 | 122.762 | \$ 1067.45 |
| 1219 | Sell | 22.02.2013 00:05:00 | 122.824 | 0.16 | 22.02.2013 00:50:00 | 122.585 | \$ 3627.47 |

| | | | | | | | |
|------|------|---------------------|---------|------|---------------------|---------|--------------|
| 1216 | Sell | 21.02.2013 22:10:00 | 122.724 | 0.16 | 22.02.2013 00:50:00 | 122.569 | \$ 2247.97 |
| 1220 | Sell | 22.02.2013 01:40:00 | 122.843 | 0.16 | 22.02.2013 04:12:00 | 122.744 | \$ 1387.44 |
| 1221 | Sell | 22.02.2013 01:55:00 | 122.887 | 0.16 | 22.02.2013 04:12:00 | 122.741 | \$ 2139.39 |
| 1222 | Sell | 22.02.2013 02:05:00 | 122.948 | 0.16 | 22.02.2013 04:12:00 | 122.754 | \$ 2907.28 |
| 1223 | Sell | 22.02.2013 02:10:00 | 123.028 | 0.16 | 22.02.2013 04:12:00 | 122.736 | \$ 4475.15 |
| 1224 | Sell | 25.02.2013 00:30:00 | 124.319 | 0.16 | 25.02.2013 01:20:00 | 124.278 | \$ 457.08 |
| 1225 | Sell | 25.02.2013 00:35:00 | 124.413 | 0.16 | 25.02.2013 01:20:00 | 124.277 | \$ 1976.92 |
| 1226 | Sell | 25.02.2013 00:45:00 | 124.444 | 0.16 | 25.02.2013 01:20:00 | 124.267 | \$ 2632.87 |
| 1230 | Buy | 25.02.2013 21:50:00 | 121.038 | 0.16 | 25.02.2013 22:01:00 | 121.429 | \$ 6062.34 |
| 1227 | Buy | 25.02.2013 21:25:00 | 121.696 | 0.16 | 25.02.2013 22:27:00 | 120.395 | \$ -21010.69 |
| 1228 | Buy | 25.02.2013 21:35:00 | 121.676 | 0.16 | 25.02.2013 22:28:00 | 120.391 | \$ -20754.69 |
| 1229 | Buy | 25.02.2013 21:40:00 | 121.428 | 0.16 | 25.02.2013 22:29:00 | 120.13 | \$ -20962.27 |
| 1231 | Buy | 25.02.2013 22:20:00 | 121.039 | 0.16 | 25.02.2013 22:30:00 | 119.75 | \$ -20817.68 |
| 1234 | Sell | 26.02.2013 01:20:00 | 120.718 | 0.16 | 26.02.2013 01:58:00 | 120.696 | \$ 158.83 |
| 1235 | Sell | 26.02.2013 01:25:00 | 120.785 | 0.16 | 26.02.2013 01:58:00 | 120.7 | \$ 1166.75 |
| 1236 | Sell | 26.02.2013 02:15:00 | 121.123 | 0.16 | 26.02.2013 02:26:00 | 121.082 | \$ 462.21 |
| 1233 | Sell | 26.02.2013 01:15:00 | 120.705 | 0.16 | 26.02.2013 05:45:00 | 120.705 | \$ -193.12 |
| 1232 | Sell | 26.02.2013 01:10:00 | 120.661 | 0.16 | 26.02.2013 05:45:00 | 120.708 | \$ -945.06 |
| 1238 | Sell | 26.02.2013 21:35:00 | 120.165 | 0.16 | 26.02.2013 22:17:00 | 120.109 | \$ 703.74 |
| 1240 | Sell | 26.02.2013 22:35:00 | 120.166 | 0.16 | 26.02.2013 23:20:00 | 120.13 | \$ 383.74 |
| 1241 | Sell | 26.02.2013 22:45:00 | 120.23 | 0.16 | 26.02.2013 23:20:00 | 120.123 | \$ 1519.62 |
| 1243 | Sell | 27.02.2013 01:15:00 | 120.276 | 0.16 | 27.02.2013 03:05:00 | 120.004 | \$ 4159.56 |
| 1242 | Sell | 27.02.2013 01:10:00 | 120.229 | 0.16 | 27.02.2013 03:05:00 | 120.003 | \$ 3423.61 |
| 1239 | Sell | 26.02.2013 22:30:00 | 120.124 | 0.16 | 27.02.2013 03:05:00 | 120.009 | \$ 1612.11 |
| 1237 | Sell | 26.02.2013 21:25:00 | 120.051 | 0.16 | 27.02.2013 03:05:00 | 120.01 | \$ 428.24 |
| 1244 | Buy | 04.03.2013 00:30:00 | 121.499 | 0.16 | 04.03.2013 01:50:00 | 121.85 | \$ 5421.6 |
| 1248 | Sell | 04.03.2013 23:30:00 | 121.723 | 0.16 | 05.03.2013 02:20:00 | 121.654 | \$ 873.55 |
| 1247 | Sell | 04.03.2013 23:25:00 | 121.716 | 0.16 | 05.03.2013 02:20:00 | 121.667 | \$ 553.57 |
| 1246 | Sell | 04.03.2013 23:20:00 | 121.694 | 0.16 | 05.03.2013 02:20:00 | 121.648 | \$ 505.59 |
| 1245 | Sell | 04.03.2013 22:00:00 | 121.685 | 0.16 | 05.03.2013 02:20:00 | 121.65 | \$ 329.62 |
| 1250 | Buy | 07.03.2013 00:20:00 | 121.913 | 0.16 | 07.03.2013 02:35:00 | 122.039 | \$ 1820.93 |
| 1249 | Buy | 07.03.2013 00:00:00 | 121.971 | 0.16 | 07.03.2013 02:35:00 | 122.054 | \$ 1132.87 |
| 1254 | Buy | 08.03.2013 00:05:00 | 124.243 | 0.16 | 08.03.2013 00:55:00 | 124.437 | \$ 2905.23 |
| 1253 | Buy | 07.03.2013 22:45:00 | 124.279 | 0.16 | 08.03.2013 00:55:00 | 124.455 | \$ 2544.68 |
| 1252 | Buy | 07.03.2013 22:40:00 | 124.297 | 0.16 | 08.03.2013 00:55:00 | 124.453 | \$ 2224.64 |
| 1251 | Buy | 07.03.2013 22:00:00 | 124.325 | 0.16 | 08.03.2013 00:55:00 | 124.436 | \$ 1504.6 |
| 1257 | Sell | 12.03.2013 23:55:00 | 125.233 | 0.16 | 13.03.2013 00:55:00 | 124.993 | \$ 3603.96 |
| 1256 | Sell | 12.03.2013 22:40:00 | 125.188 | 0.16 | 13.03.2013 00:55:00 | 124.98 | \$ 3092.02 |
| 1255 | Sell | 12.03.2013 22:30:00 | 125.166 | 0.16 | 13.03.2013 00:55:00 | 124.998 | \$ 2452.05 |
| 1258 | Sell | 13.03.2013 23:30:00 | 124.574 | 0.16 | 14.03.2013 01:55:00 | 124.464 | \$ 1453.63 |
| 1259 | Sell | 18.03.2013 21:25:00 | 123.919 | 0.16 | 18.03.2013 22:20:00 | 123.285 | \$ 9945.74 |
| 1260 | Buy | 18.03.2013 22:30:00 | 123.132 | 0.16 | 18.03.2013 23:06:00 | 123.452 | \$ 4922.98 |
| 1261 | Buy | 18.03.2013 22:40:00 | 123.063 | 0.16 | 18.03.2013 23:06:00 | 123.459 | \$ 6139.09 |
| 1265 | Sell | 22.03.2013 01:35:00 | 122.59 | 0.16 | 22.03.2013 02:45:00 | 122.4 | \$ 2843.86 |
| 1264 | Sell | 22.03.2013 00:45:00 | 122.556 | 0.16 | 22.03.2013 02:45:00 | 122.412 | \$ 2107.92 |
| 1263 | Sell | 22.03.2013 00:40:00 | 122.535 | 0.16 | 22.03.2013 02:45:00 | 122.4 | \$ 1963.94 |
| 1262 | Sell | 22.03.2013 00:35:00 | 122.519 | 0.16 | 22.03.2013 02:45:00 | 122.417 | \$ 1435.97 |
| 1266 | Sell | 25.03.2013 23:15:00 | 121.08 | 0.16 | 26.03.2013 00:36:00 | 121.053 | \$ 202.58 |
| 1269 | Sell | 26.03.2013 02:00:00 | 121.169 | 0.16 | 26.03.2013 02:25:00 | 120.865 | \$ 4670.13 |
| 1268 | Sell | 26.03.2013 01:55:00 | 121.127 | 0.16 | 26.03.2013 02:25:00 | 120.851 | \$ 4222.19 |
| 1267 | Sell | 26.03.2013 00:40:00 | 121.07 | 0.16 | 26.03.2013 02:25:00 | 120.855 | \$ 3246.29 |
| 1270 | Sell | 27.03.2013 21:30:00 | 120.672 | 0.16 | 27.03.2013 22:30:00 | 120.577 | \$ 1326.92 |
| 1274 | Sell | 28.03.2013 00:05:00 | 120.721 | 0.16 | 28.03.2013 01:07:00 | 120.698 | \$ 174.85 |
| 1273 | Sell | 28.03.2013 00:00:00 | 120.702 | 0.16 | 28.03.2013 01:45:00 | 120.571 | \$ 1902.87 |
| 1272 | Sell | 27.03.2013 23:30:00 | 120.677 | 0.16 | 28.03.2013 01:45:00 | 120.569 | \$ 1427.88 |
| 1271 | Sell | 27.03.2013 23:10:00 | 120.657 | 0.16 | 28.03.2013 01:45:00 | 120.569 | \$ 1107.92 |
| 1275 | Buy | 02.04.2013 22:10:00 | 119.621 | 0.16 | 03.04.2013 00:21:00 | 119.665 | \$ 440.14 |
| 1279 | Sell | 03.04.2013 23:25:00 | 119.46 | 0.16 | 04.04.2013 02:05:00 | 119.386 | \$ 885.8 |
| 1278 | Sell | 03.04.2013 23:20:00 | 119.431 | 0.16 | 04.04.2013 02:05:00 | 119.384 | \$ 453.86 |
| 1277 | Sell | 03.04.2013 23:15:00 | 119.416 | 0.16 | 04.04.2013 02:05:00 | 119.377 | \$ 325.89 |

| | | | | | | | |
|------|------|---------------------|---------|------|---------------------|---------|-------------|
| 1276 | Sell | 03.04.2013 23:10:00 | 119.403 | 0.16 | 04.04.2013 02:05:00 | 119.377 | \$ 117.9 |
| 1280 | Buy | 08.04.2013 00:00:00 | 127.378 | 0.16 | 08.04.2013 00:05:00 | 127.629 | \$ 3812.2 |
| 1282 | Sell | 09.04.2013 22:00:00 | 130.081 | 0.16 | 09.04.2013 22:10:00 | 129.76 | \$ 4927.88 |
| 1281 | Sell | 09.04.2013 21:45:00 | 130.042 | 0.16 | 09.04.2013 22:10:00 | 129.762 | \$ 4271.94 |
| 1283 | Buy | 12.04.2013 00:00:00 | 130.558 | 0.16 | 12.04.2013 01:04:00 | 130.684 | \$ 1807.11 |
| 1284 | Sell | 16.04.2013 01:55:00 | 126.548 | 0.16 | 16.04.2013 02:27:00 | 126.534 | \$ 21.51 |
| 1285 | Sell | 16.04.2013 02:00:00 | 126.624 | 0.16 | 16.04.2013 02:27:00 | 126.519 | \$ 1477.39 |
| 1286 | Sell | 16.04.2013 02:05:00 | 126.673 | 0.16 | 16.04.2013 02:27:00 | 126.529 | \$ 2101.32 |
| 1287 | Sell | 16.04.2013 02:10:00 | 126.7 | 0.16 | 16.04.2013 02:27:00 | 126.522 | \$ 2645.26 |
| 1288 | Buy | 16.04.2013 22:00:00 | 128.509 | 0.16 | 16.04.2013 23:04:00 | 128.59 | \$ 1090.37 |
| 1289 | Buy | 17.04.2013 00:00:00 | 128.505 | 0.16 | 17.04.2013 00:30:00 | 128.681 | \$ 2610.4 |
| 1290 | Sell | 17.04.2013 21:30:00 | 127.492 | 0.16 | 17.04.2013 21:46:00 | 127.367 | \$ 1796.0 |
| 1292 | Sell | 17.04.2013 22:20:00 | 127.633 | 0.16 | 17.04.2013 22:46:00 | 127.54 | \$ 1283.77 |
| 1293 | Sell | 17.04.2013 22:25:00 | 127.671 | 0.16 | 17.04.2013 22:46:00 | 127.553 | \$ 1683.73 |
| 1295 | Sell | 17.04.2013 22:55:00 | 127.83 | 0.16 | 17.04.2013 23:52:00 | 127.787 | \$ 483.46 |
| 1296 | Sell | 17.04.2013 23:00:00 | 127.861 | 0.16 | 17.04.2013 23:52:00 | 127.791 | \$ 915.4 |
| 1298 | Sell | 18.04.2013 00:20:00 | 127.988 | 0.16 | 18.04.2013 01:59:00 | 127.881 | \$ 1507.2 |
| 1297 | Sell | 18.04.2013 00:00:00 | 127.813 | 0.16 | 18.04.2013 02:55:00 | 127.745 | \$ 883.49 |
| 1294 | Sell | 17.04.2013 22:50:00 | 127.726 | 0.16 | 18.04.2013 02:55:00 | 127.749 | \$ -679.41 |
| 1291 | Sell | 17.04.2013 22:15:00 | 127.509 | 0.16 | 18.04.2013 02:55:00 | 127.729 | \$ -3831.06 |
| 1299 | Buy | 18.04.2013 21:25:00 | 127.869 | 0.16 | 18.04.2013 21:47:00 | 128.048 | \$ 2659.41 |
| 1302 | Sell | 22.04.2013 21:40:00 | 129.915 | 0.16 | 22.04.2013 23:20:00 | 129.551 | \$ 5616.15 |
| 1301 | Sell | 22.04.2013 21:35:00 | 129.842 | 0.16 | 22.04.2013 23:20:00 | 129.547 | \$ 4512.26 |
| 1300 | Sell | 22.04.2013 21:30:00 | 129.816 | 0.16 | 22.04.2013 23:20:00 | 129.564 | \$ 3824.29 |
| 1303 | Sell | 23.04.2013 02:00:00 | 129.819 | 0.16 | 23.04.2013 02:55:00 | 129.528 | \$ 4448.29 |
| 1306 | Buy | 29.04.2013 23:10:00 | 128.033 | 0.16 | 30.04.2013 01:06:00 | 128.072 | \$ 346.67 |
| 1307 | Buy | 29.04.2013 23:35:00 | 128.011 | 0.16 | 30.04.2013 01:06:00 | 128.067 | \$ 618.71 |
| 1305 | Buy | 29.04.2013 23:05:00 | 128.142 | 0.16 | 30.04.2013 04:05:00 | 128.326 | \$ 2666.49 |
| 1304 | Buy | 29.04.2013 23:00:00 | 128.189 | 0.16 | 30.04.2013 04:05:00 | 128.326 | \$ 1914.42 |
| 1310 | Buy | 01.05.2013 00:50:00 | 128.198 | 0.16 | 01.05.2013 08:25:00 | 128.179 | \$ -509.1 |
| 1309 | Buy | 01.05.2013 00:35:00 | 128.206 | 0.16 | 01.05.2013 08:25:00 | 128.184 | \$ -557.12 |
| 1308 | Buy | 01.05.2013 00:30:00 | 128.22 | 0.16 | 01.05.2013 08:25:00 | 128.179 | \$ -861.15 |
| 1311 | Buy | 01.05.2013 22:30:00 | 128.237 | 0.16 | 02.05.2013 00:33:00 | 128.308 | \$ 713.38 |
| 1312 | Buy | 01.05.2013 22:45:00 | 128.183 | 0.16 | 02.05.2013 00:33:00 | 128.308 | \$ 1577.47 |
| 1313 | Buy | 06.05.2013 00:00:00 | 130.14 | 0.16 | 06.05.2013 00:05:00 | 130.133 | \$ -320.21 |
| 1314 | Sell | 06.05.2013 21:25:00 | 130.019 | 0.16 | 06.05.2013 22:35:00 | 129.897 | \$ 1743.95 |
| 1316 | Buy | 08.05.2013 02:15:00 | 129.167 | 0.16 | 08.05.2013 03:25:00 | 129.364 | \$ 2945.33 |
| 1315 | Buy | 08.05.2013 02:00:00 | 129.19 | 0.16 | 08.05.2013 03:25:00 | 129.363 | \$ 2561.3 |
| 1317 | Buy | 08.05.2013 22:00:00 | 130.034 | 0.16 | 09.05.2013 00:28:00 | 130.141 | \$ 1286.51 |
| 1318 | Buy | 08.05.2013 22:05:00 | 130.012 | 0.16 | 09.05.2013 00:28:00 | 130.159 | \$ 1926.53 |
| 1319 | Sell | 09.05.2013 21:30:00 | 131.399 | 0.16 | 09.05.2013 21:50:00 | 131.172 | \$ 3421.76 |
| 1320 | Buy | 14.05.2013 00:30:00 | 132.011 | 0.16 | 14.05.2013 02:38:00 | 132.044 | \$ 316.79 |
| 1321 | Sell | 15.05.2013 22:40:00 | 131.818 | 0.16 | 15.05.2013 23:34:00 | 131.792 | \$ 205.09 |
| 1324 | Buy | 20.05.2013 00:40:00 | 131.26 | 0.16 | 20.05.2013 00:46:00 | 131.308 | \$ 557.98 |
| 1323 | Buy | 20.05.2013 00:35:00 | 131.753 | 0.16 | 20.05.2013 01:57:00 | 131.971 | \$ 3277.2 |
| 1325 | Buy | 20.05.2013 00:50:00 | 131.487 | 0.16 | 20.05.2013 01:57:00 | 131.953 | \$ 7245.64 |
| 1322 | Buy | 20.05.2013 00:30:00 | 131.951 | 0.16 | 20.05.2013 08:25:00 | 131.914 | \$ -803.1 |
| 1329 | Buy | 22.05.2013 21:40:00 | 132.3 | 0.16 | 22.05.2013 22:06:00 | 132.428 | \$ 1836.33 |
| 1328 | Buy | 22.05.2013 21:35:00 | 132.491 | 0.16 | 23.05.2013 00:13:00 | 132.535 | \$ 274.57 |
| 1330 | Buy | 22.05.2013 22:10:00 | 132.358 | 0.16 | 23.05.2013 00:13:00 | 132.545 | \$ 2562.78 |
| 1327 | Buy | 22.05.2013 21:30:00 | 132.528 | 0.16 | 23.05.2013 01:20:00 | 132.643 | \$ 1410.52 |
| 1326 | Buy | 22.05.2013 21:25:00 | 132.703 | 0.16 | 23.05.2013 01:20:00 | 132.644 | \$ -1373.75 |
| 1331 | Sell | 23.05.2013 21:45:00 | 131.943 | 0.16 | 23.05.2013 22:32:00 | 131.794 | \$ 2172.9 |
| 1332 | Sell | 24.05.2013 00:00:00 | 131.92 | 0.16 | 24.05.2013 00:29:00 | 131.885 | \$ 348.94 |
| 1333 | Sell | 24.05.2013 02:30:00 | 132.108 | 0.16 | 24.05.2013 06:50:00 | 132.02 | \$ 1196.62 |
| 1337 | Sell | 27.05.2013 02:00:00 | 130.994 | 0.16 | 27.05.2013 02:30:00 | 130.692 | \$ 4622.39 |
| 1336 | Sell | 27.05.2013 00:55:00 | 130.98 | 0.16 | 27.05.2013 02:30:00 | 130.689 | \$ 4446.44 |
| 1335 | Sell | 27.05.2013 00:50:00 | 130.914 | 0.16 | 27.05.2013 02:30:00 | 130.699 | \$ 3230.52 |
| 1334 | Sell | 27.05.2013 00:01:00 | 130.722 | 0.16 | 27.05.2013 02:30:00 | 130.697 | \$ 190.86 |
| 1338 | Buy | 28.05.2013 00:01:00 | 130.519 | 0.16 | 28.05.2013 02:15:00 | 130.843 | \$ 4975.16 |

| | | | | | | | |
|------|------|---------------------|---------|------|---------------------|---------|--------------|
| 1341 | Sell | 29.05.2013 22:55:00 | 130.937 | 0.16 | 29.05.2013 23:45:00 | 130.748 | \$ 2814.49 |
| 1340 | Sell | 29.05.2013 22:50:00 | 130.906 | 0.16 | 29.05.2013 23:45:00 | 130.744 | \$ 2382.53 |
| 1339 | Sell | 29.05.2013 21:55:00 | 130.852 | 0.16 | 29.05.2013 23:45:00 | 130.729 | \$ 1758.65 |
| 1342 | Sell | 30.05.2013 00:00:00 | 130.878 | 0.16 | 30.05.2013 02:05:00 | 130.82 | \$ 718.58 |
| 1344 | Buy | 30.05.2013 22:55:00 | 131.317 | 0.16 | 31.05.2013 00:01:00 | 131.368 | \$ 533.43 |
| 1345 | Buy | 30.05.2013 23:05:00 | 131.27 | 0.16 | 31.05.2013 00:01:00 | 131.371 | \$ 1333.49 |
| 1343 | Buy | 30.05.2013 22:30:00 | 131.356 | 0.16 | 31.05.2013 00:25:00 | 131.558 | \$ 2949.35 |
| 1349 | Sell | 03.06.2013 22:50:00 | 130.068 | 0.16 | 04.06.2013 00:50:00 | 129.985 | \$ 1084.19 |
| 1348 | Sell | 03.06.2013 22:15:00 | 130.002 | 0.16 | 04.06.2013 00:50:00 | 129.983 | \$ 60.3 |
| 1347 | Sell | 03.06.2013 22:10:00 | 129.994 | 0.16 | 04.06.2013 00:50:00 | 129.995 | \$ -259.68 |
| 1346 | Sell | 03.06.2013 22:00:00 | 129.976 | 0.16 | 04.06.2013 00:50:00 | 129.991 | \$ -483.66 |
| 1353 | Sell | 04.06.2013 02:20:00 | 130.248 | 0.16 | 04.06.2013 03:55:00 | 129.997 | \$ 3807.61 |
| 1352 | Sell | 04.06.2013 02:10:00 | 130.219 | 0.16 | 04.06.2013 03:55:00 | 130.005 | \$ 3215.63 |
| 1351 | Sell | 04.06.2013 02:05:00 | 130.142 | 0.16 | 04.06.2013 03:55:00 | 130.008 | \$ 1935.77 |
| 1350 | Sell | 04.06.2013 02:00:00 | 130.086 | 0.16 | 04.06.2013 03:55:00 | 130.004 | \$ 1103.84 |
| 1354 | Sell | 05.06.2013 22:30:00 | 129.887 | 0.16 | 05.06.2013 23:07:00 | 129.866 | \$ 128.17 |
| 1355 | Sell | 05.06.2013 22:35:00 | 129.9 | 0.16 | 05.06.2013 23:07:00 | 129.856 | \$ 496.15 |
| 1356 | Sell | 05.06.2013 22:40:00 | 129.927 | 0.16 | 05.06.2013 23:07:00 | 129.876 | \$ 608.13 |
| 1360 | Sell | 07.06.2013 00:50:00 | 129.005 | 0.16 | 07.06.2013 01:05:00 | 128.969 | \$ 369.59 |
| 1359 | Sell | 07.06.2013 00:45:00 | 128.885 | 0.16 | 07.06.2013 02:13:00 | 128.861 | \$ 177.77 |
| 1361 | Sell | 07.06.2013 01:15:00 | 128.958 | 0.16 | 07.06.2013 02:13:00 | 128.86 | \$ 1361.67 |
| 1358 | Sell | 07.06.2013 00:40:00 | 128.757 | 0.16 | 07.06.2013 04:05:00 | 128.661 | \$ 1329.99 |
| 1357 | Sell | 07.06.2013 00:35:00 | 128.695 | 0.16 | 07.06.2013 04:05:00 | 128.66 | \$ 354.07 |
| 1362 | Buy | 11.06.2013 02:30:00 | 130.934 | 0.16 | 11.06.2013 03:01:00 | 130.972 | \$ 398.51 |
| 1364 | Sell | 12.06.2013 23:20:00 | 128.103 | 0.16 | 12.06.2013 23:47:00 | 128.051 | \$ 627.04 |
| 1363 | Sell | 12.06.2013 23:00:00 | 128.016 | 0.16 | 13.06.2013 00:45:00 | 127.807 | \$ 3032.14 |
| 1365 | Sell | 13.06.2013 02:00:00 | 127.971 | 0.16 | 13.06.2013 02:12:00 | 127.855 | \$ 1651.25 |
| 1368 | Sell | 13.06.2013 21:35:00 | 126.695 | 0.16 | 13.06.2013 22:00:00 | 126.64 | \$ 677.3 |
| 1366 | Sell | 13.06.2013 21:25:00 | 126.524 | 0.16 | 14.06.2013 00:38:00 | 127.823 | \$ -21022.13 |
| 1367 | Sell | 13.06.2013 21:30:00 | 126.535 | 0.16 | 14.06.2013 00:38:00 | 127.835 | \$ -21038.15 |
| 1369 | Sell | 13.06.2013 22:05:00 | 126.728 | 0.16 | 14.06.2013 00:41:00 | 128.032 | \$ -21102.46 |
| 1370 | Sell | 13.06.2013 22:10:00 | 126.771 | 0.16 | 14.06.2013 00:42:00 | 128.067 | \$ -20974.53 |
| 1372 | Sell | 14.06.2013 00:45:00 | 127.98 | 0.16 | 14.06.2013 01:13:00 | 127.894 | \$ 1171.24 |
| 1371 | Sell | 14.06.2013 00:40:00 | 127.879 | 0.16 | 14.06.2013 01:42:00 | 127.638 | \$ 3651.39 |
| 1373 | Sell | 14.06.2013 01:15:00 | 127.906 | 0.16 | 14.06.2013 01:42:00 | 127.647 | \$ 3939.35 |
| 1374 | Sell | 17.06.2013 01:10:00 | 125.935 | 0.16 | 17.06.2013 02:00:00 | 125.875 | \$ 758.5 |
| 1375 | Sell | 17.06.2013 01:15:00 | 125.944 | 0.16 | 17.06.2013 02:00:00 | 125.877 | \$ 870.47 |
| 1376 | Sell | 17.06.2013 01:20:00 | 126.021 | 0.16 | 17.06.2013 02:00:00 | 125.892 | \$ 1862.35 |
| 1377 | Buy | 17.06.2013 22:30:00 | 126.28 | 0.16 | 17.06.2013 22:40:00 | 126.35 | \$ 917.94 |
| 1378 | Buy | 17.06.2013 22:45:00 | 126.262 | 0.16 | 17.06.2013 23:37:00 | 126.365 | \$ 1445.97 |
| 1379 | Buy | 19.06.2013 00:00:00 | 127.64 | 0.16 | 19.06.2013 00:57:00 | 127.709 | \$ 899.78 |
| 1380 | Sell | 19.06.2013 21:25:00 | 128.394 | 0.16 | 19.06.2013 21:36:00 | 128.192 | \$ 3026.57 |
| 1381 | Sell | 19.06.2013 21:40:00 | 128.376 | 0.16 | 19.06.2013 22:00:00 | 128.078 | \$ 4562.59 |
| 1382 | Sell | 19.06.2013 21:45:00 | 128.681 | 0.16 | 19.06.2013 22:00:00 | 128.067 | \$ 9618.11 |
| 1385 | Buy | 20.06.2013 21:40:00 | 128.624 | 0.16 | 20.06.2013 21:51:00 | 128.635 | \$ -29.8 |
| 1386 | Buy | 20.06.2013 21:55:00 | 128.513 | 0.16 | 20.06.2013 22:12:00 | 128.627 | \$ 1618.4 |
| 1387 | Buy | 20.06.2013 22:00:00 | 128.301 | 0.16 | 20.06.2013 22:12:00 | 128.63 | \$ 5058.71 |
| 1388 | Buy | 20.06.2013 22:20:00 | 128.397 | 0.16 | 20.06.2013 22:33:00 | 128.663 | \$ 4050.55 |
| 1384 | Buy | 20.06.2013 21:35:00 | 128.753 | 0.16 | 20.06.2013 23:15:00 | 128.779 | \$ 209.98 |
| 1389 | Buy | 21.06.2013 00:01:00 | 128.45 | 0.16 | 21.06.2013 00:29:00 | 128.587 | \$ 1986.5 |
| 1392 | Buy | 21.06.2013 02:15:00 | 128.291 | 0.16 | 21.06.2013 03:00:00 | 128.31 | \$ 98.75 |
| 1391 | Buy | 21.06.2013 02:05:00 | 128.474 | 0.16 | 21.06.2013 03:27:00 | 128.527 | \$ 642.45 |
| 1390 | Buy | 21.06.2013 02:00:00 | 128.565 | 0.16 | 21.06.2013 05:20:00 | 128.667 | \$ 1426.29 |
| 1383 | Buy | 20.06.2013 21:30:00 | 129.002 | 0.16 | 21.06.2013 05:20:00 | 128.673 | \$ -5542.88 |
| 1396 | Sell | 24.06.2013 01:50:00 | 128.798 | 0.16 | 24.06.2013 04:35:00 | 128.637 | \$ 2369.91 |
| 1395 | Sell | 24.06.2013 01:45:00 | 128.746 | 0.16 | 24.06.2013 04:35:00 | 128.63 | \$ 1650.0 |
| 1394 | Sell | 24.06.2013 01:35:00 | 128.68 | 0.16 | 24.06.2013 04:35:00 | 128.635 | \$ 514.09 |
| 1393 | Sell | 24.06.2013 01:30:00 | 128.611 | 0.16 | 24.06.2013 04:35:00 | 128.635 | \$ -589.79 |
| 1397 | Sell | 24.06.2013 21:30:00 | 128.263 | 0.16 | 24.06.2013 23:34:00 | 128.231 | \$ 306.79 |
| 1398 | Sell | 24.06.2013 21:35:00 | 128.414 | 0.16 | 24.06.2013 23:34:00 | 128.237 | \$ 2626.55 |

| | | | | | | | |
|------|------|---------------------|---------|------|---------------------|---------|-------------|
| 1401 | Sell | 26.06.2013 01:10:00 | 128.363 | 0.16 | 26.06.2013 02:53:00 | 128.32 | \$ 482.6 |
| 1402 | Sell | 26.06.2013 02:00:00 | 128.415 | 0.16 | 26.06.2013 02:53:00 | 128.331 | \$ 1138.55 |
| 1400 | Sell | 26.06.2013 01:05:00 | 128.165 | 0.16 | 26.06.2013 03:25:00 | 128.154 | \$ -29.08 |
| 1399 | Sell | 26.06.2013 01:00:00 | 128.159 | 0.16 | 26.06.2013 03:25:00 | 128.157 | \$ -173.05 |
| 1405 | Sell | 26.06.2013 22:00:00 | 127.266 | 0.16 | 26.06.2013 23:53:00 | 127.248 | \$ 84.39 |
| 1406 | Sell | 26.06.2013 22:25:00 | 127.3 | 0.16 | 26.06.2013 23:53:00 | 127.25 | \$ 596.32 |
| 1404 | Sell | 26.06.2013 21:40:00 | 127.128 | 0.16 | 27.06.2013 00:00:00 | 127.124 | \$ -246.46 |
| 1403 | Sell | 26.06.2013 21:30:00 | 127.105 | 0.16 | 27.06.2013 00:00:00 | 127.122 | \$ -582.41 |
| 1407 | Sell | 27.06.2013 00:30:00 | 127.295 | 0.16 | 27.06.2013 01:28:00 | 127.263 | \$ 308.31 |
| 1408 | Buy | 01.07.2013 00:02:00 | 129.148 | 0.16 | 01.07.2013 01:30:00 | 129.249 | \$ 1409.38 |
| 1411 | Buy | 02.07.2013 21:40:00 | 130.346 | 0.16 | 02.07.2013 22:09:00 | 130.438 | \$ 1263.43 |
| 1412 | Buy | 02.07.2013 22:10:00 | 130.455 | 0.16 | 03.07.2013 00:35:00 | 130.626 | \$ 2454.78 |
| 1410 | Buy | 02.07.2013 21:35:00 | 130.589 | 0.16 | 03.07.2013 00:35:00 | 130.624 | \$ 278.57 |
| 1409 | Buy | 02.07.2013 21:30:00 | 130.619 | 0.16 | 03.07.2013 00:35:00 | 130.617 | \$ -313.45 |
| 1413 | Sell | 04.07.2013 01:30:00 | 130.149 | 0.16 | 04.07.2013 03:00:00 | 129.968 | \$ 2687.75 |
| 1417 | Sell | 05.07.2013 01:10:00 | 129.343 | 0.16 | 05.07.2013 02:55:00 | 129.216 | \$ 1825.04 |
| 1416 | Sell | 05.07.2013 01:05:00 | 129.314 | 0.16 | 05.07.2013 02:55:00 | 129.204 | \$ 1553.09 |
| 1415 | Sell | 05.07.2013 00:55:00 | 129.274 | 0.16 | 05.07.2013 02:55:00 | 129.217 | \$ 705.17 |
| 1414 | Sell | 05.07.2013 00:30:00 | 129.23 | 0.16 | 05.07.2013 02:55:00 | 129.204 | \$ 209.21 |
| 1421 | Sell | 10.07.2013 00:05:00 | 129.293 | 0.16 | 10.07.2013 03:25:00 | 129.224 | \$ 897.11 |
| 1420 | Sell | 09.07.2013 23:55:00 | 129.279 | 0.16 | 10.07.2013 03:25:00 | 129.216 | \$ 765.46 |
| 1419 | Sell | 09.07.2013 23:45:00 | 129.254 | 0.16 | 10.07.2013 03:25:00 | 129.218 | \$ 333.51 |
| 1418 | Sell | 09.07.2013 23:40:00 | 129.235 | 0.16 | 10.07.2013 03:25:00 | 129.218 | \$ 29.55 |
| 1422 | Sell | 11.07.2013 00:10:00 | 129.434 | 0.16 | 11.07.2013 01:31:00 | 129.307 | \$ 1824.91 |
| 1423 | Sell | 11.07.2013 00:15:00 | 129.469 | 0.16 | 11.07.2013 01:31:00 | 129.313 | \$ 2288.83 |
| 1424 | Sell | 11.07.2013 00:20:00 | 129.517 | 0.16 | 11.07.2013 01:31:00 | 129.313 | \$ 3056.76 |
| 1425 | Sell | 11.07.2013 00:25:00 | 129.531 | 0.16 | 11.07.2013 01:31:00 | 129.31 | \$ 3328.74 |
| 1426 | Sell | 11.07.2013 21:55:00 | 129.618 | 0.16 | 11.07.2013 22:13:00 | 129.543 | \$ 992.62 |
| 1427 | Sell | 11.07.2013 22:00:00 | 129.687 | 0.16 | 11.07.2013 22:13:00 | 129.534 | \$ 2240.48 |
| 1430 | Sell | 12.07.2013 00:30:00 | 129.68 | 0.16 | 12.07.2013 01:25:00 | 129.655 | \$ 192.52 |
| 1432 | Sell | 12.07.2013 01:55:00 | 129.738 | 0.16 | 12.07.2013 02:40:00 | 129.439 | \$ 4576.43 |
| 1431 | Sell | 12.07.2013 01:30:00 | 129.715 | 0.16 | 12.07.2013 02:40:00 | 129.433 | \$ 4304.46 |
| 1429 | Sell | 12.07.2013 00:20:00 | 129.654 | 0.16 | 12.07.2013 02:40:00 | 129.442 | \$ 3184.54 |
| 1428 | Sell | 12.07.2013 00:15:00 | 129.607 | 0.16 | 12.07.2013 02:40:00 | 129.437 | \$ 2512.64 |
| 1433 | Buy | 15.07.2013 00:00:00 | 129.93 | 0.16 | 15.07.2013 00:05:00 | 129.926 | \$ -271.88 |
| 1434 | Buy | 15.07.2013 01:30:00 | 129.519 | 0.16 | 15.07.2013 02:50:00 | 129.711 | \$ 2864.77 |
| 1435 | Buy | 15.07.2013 23:00:00 | 130.353 | 0.16 | 15.07.2013 23:59:00 | 130.382 | \$ 255.45 |
| 1436 | Buy | 15.07.2013 23:05:00 | 130.314 | 0.16 | 15.07.2013 23:59:00 | 130.393 | \$ 1055.5 |
| 1437 | Buy | 19.07.2013 00:00:00 | 131.614 | 0.16 | 19.07.2013 00:40:00 | 131.81 | \$ 2925.41 |
| 1438 | Buy | 22.07.2013 00:30:00 | 131.67 | 0.16 | 22.07.2013 01:22:00 | 132.097 | \$ 6621.34 |
| 1439 | Sell | 23.07.2013 00:00:00 | 131.387 | 0.16 | 23.07.2013 00:43:00 | 131.347 | \$ 429.77 |
| 1440 | Sell | 23.07.2013 00:10:00 | 131.397 | 0.16 | 23.07.2013 00:43:00 | 131.355 | \$ 461.74 |
| 1444 | Buy | 24.07.2013 00:00:00 | 131.438 | 0.16 | 24.07.2013 01:05:00 | 131.578 | \$ 2029.69 |
| 1443 | Buy | 23.07.2013 22:20:00 | 131.505 | 0.16 | 24.07.2013 01:05:00 | 131.593 | \$ 1125.13 |
| 1442 | Buy | 23.07.2013 22:10:00 | 131.519 | 0.16 | 24.07.2013 01:05:00 | 131.581 | \$ 709.09 |
| 1441 | Buy | 23.07.2013 22:05:00 | 131.536 | 0.16 | 24.07.2013 01:05:00 | 131.576 | \$ 357.08 |
| 1447 | Buy | 24.07.2013 22:00:00 | 132.163 | 0.16 | 24.07.2013 22:45:00 | 132.35 | \$ 2780.53 |
| 1446 | Buy | 24.07.2013 21:50:00 | 132.22 | 0.16 | 24.07.2013 22:45:00 | 132.359 | \$ 2012.46 |
| 1445 | Buy | 24.07.2013 21:25:00 | 132.24 | 0.16 | 24.07.2013 22:45:00 | 132.357 | \$ 1660.43 |
| 1448 | Sell | 29.07.2013 01:00:00 | 130.557 | 0.16 | 29.07.2013 01:24:00 | 130.391 | \$ 2447.09 |
| 1450 | Sell | 30.07.2013 00:10:00 | 129.921 | 0.16 | 30.07.2013 01:20:00 | 129.821 | \$ 1392.12 |
| 1449 | Sell | 30.07.2013 00:00:00 | 129.901 | 0.16 | 30.07.2013 01:20:00 | 129.824 | \$ 1024.14 |
| 1454 | Buy | 31.07.2013 22:35:00 | 130.177 | 0.16 | 01.08.2013 03:05:00 | 130.18 | \$ -377.71 |
| 1453 | Buy | 31.07.2013 22:20:00 | 130.249 | 0.16 | 01.08.2013 03:05:00 | 130.182 | \$ -1497.84 |
| 1452 | Buy | 31.07.2013 22:15:00 | 130.334 | 0.16 | 01.08.2013 03:05:00 | 130.185 | \$ -2809.98 |
| 1451 | Buy | 31.07.2013 22:10:00 | 130.364 | 0.16 | 01.08.2013 03:05:00 | 130.176 | \$ -3434.02 |
| 1455 | Buy | 02.08.2013 02:00:00 | 131.377 | 0.16 | 02.08.2013 04:05:00 | 131.537 | \$ 2349.8 |
| 1456 | Sell | 05.08.2013 00:30:00 | 131.477 | 0.16 | 05.08.2013 03:05:00 | 131.241 | \$ 3565.62 |
| 1460 | Sell | 08.08.2013 02:30:00 | 128.781 | 0.16 | 08.08.2013 04:50:00 | 128.862 | \$ -1502.06 |
| 1459 | Sell | 08.08.2013 02:25:00 | 128.743 | 0.16 | 08.08.2013 04:50:00 | 128.851 | \$ -1933.99 |

| | | | | | | | |
|------|------|---------------------|---------|------|---------------------|---------|-------------|
| 1458 | Sell | 08.08.2013 02:00:00 | 128.713 | 0.16 | 08.08.2013 04:50:00 | 128.868 | \$ -2685.94 |
| 1457 | Sell | 08.08.2013 01:30:00 | 128.657 | 0.16 | 08.08.2013 04:50:00 | 128.857 | \$ -3405.84 |
| 1464 | Sell | 08.08.2013 22:00:00 | 129.224 | 0.16 | 09.08.2013 06:25:00 | 129.107 | \$ 1629.55 |
| 1463 | Sell | 08.08.2013 21:50:00 | 129.161 | 0.16 | 09.08.2013 06:25:00 | 129.107 | \$ 621.67 |
| 1462 | Sell | 08.08.2013 21:45:00 | 129.126 | 0.16 | 09.08.2013 06:25:00 | 129.122 | \$ -178.28 |
| 1461 | Sell | 08.08.2013 21:40:00 | 129.071 | 0.16 | 09.08.2013 06:25:00 | 129.12 | \$ -1026.21 |
| 1468 | Buy | 19.08.2013 21:55:00 | 130.201 | 0.16 | 20.08.2013 03:45:00 | 130.325 | \$ 1703.19 |
| 1467 | Buy | 19.08.2013 21:50:00 | 130.234 | 0.16 | 20.08.2013 03:45:00 | 130.329 | \$ 1239.16 |
| 1466 | Buy | 19.08.2013 21:35:00 | 130.294 | 0.16 | 20.08.2013 03:45:00 | 130.337 | \$ 407.07 |
| 1465 | Buy | 19.08.2013 21:25:00 | 130.314 | 0.16 | 20.08.2013 03:45:00 | 130.331 | \$ -8.98 |
| 1469 | Sell | 21.08.2013 22:15:00 | 130.86 | 0.16 | 21.08.2013 22:35:00 | 130.787 | \$ 958.63 |
| 1470 | Buy | 22.08.2013 22:00:00 | 131.625 | 0.16 | 22.08.2013 23:46:00 | 131.844 | \$ 3293.39 |
| 1471 | Buy | 22.08.2013 22:05:00 | 131.578 | 0.16 | 22.08.2013 23:46:00 | 131.858 | \$ 4269.49 |
| 1472 | Buy | 22.08.2013 22:10:00 | 131.555 | 0.16 | 22.08.2013 23:46:00 | 131.852 | \$ 4541.5 |
| 1473 | Sell | 28.08.2013 01:30:00 | 130.076 | 0.16 | 28.08.2013 02:24:00 | 130.041 | \$ 351.86 |
| 1474 | Sell | 28.08.2013 01:40:00 | 130.109 | 0.16 | 28.08.2013 02:24:00 | 130.04 | \$ 895.81 |
| 1475 | Sell | 02.09.2013 00:30:00 | 129.978 | 0.16 | 02.09.2013 02:50:00 | 129.924 | \$ 656.03 |
| 1476 | Sell | 02.09.2013 00:35:00 | 129.997 | 0.16 | 02.09.2013 02:50:00 | 129.925 | \$ 944.01 |
| 1477 | Sell | 02.09.2013 00:40:00 | 130.028 | 0.16 | 02.09.2013 02:50:00 | 129.935 | \$ 1279.94 |
| 1481 | Sell | 03.09.2013 22:55:00 | 131.149 | 0.16 | 04.09.2013 00:45:00 | 131.116 | \$ 282.47 |
| 1480 | Sell | 03.09.2013 22:40:00 | 131.138 | 0.16 | 04.09.2013 00:45:00 | 131.117 | \$ 90.48 |
| 1479 | Sell | 03.09.2013 22:35:00 | 131.125 | 0.16 | 04.09.2013 00:45:00 | 131.116 | \$ -101.47 |
| 1478 | Sell | 03.09.2013 22:30:00 | 131.076 | 0.16 | 04.09.2013 00:45:00 | 131.112 | \$ -821.39 |
| 1482 | Sell | 04.09.2013 01:30:00 | 131.241 | 0.16 | 04.09.2013 03:00:00 | 131.139 | \$ 1422.02 |
| 1484 | Sell | 05.09.2013 21:40:00 | 131.462 | 0.16 | 05.09.2013 23:40:00 | 131.324 | \$ 1997.67 |
| 1483 | Sell | 05.09.2013 21:30:00 | 131.441 | 0.16 | 05.09.2013 23:40:00 | 131.329 | \$ 1581.69 |
| 1488 | Sell | 09.09.2013 00:55:00 | 131.384 | 0.16 | 09.09.2013 03:25:00 | 131.399 | \$ -450.22 |
| 1487 | Sell | 09.09.2013 00:50:00 | 131.284 | 0.16 | 09.09.2013 03:25:00 | 131.409 | \$ -2210.06 |
| 1486 | Sell | 09.09.2013 00:35:00 | 131.263 | 0.16 | 09.09.2013 03:25:00 | 131.416 | \$ -2658.03 |
| 1485 | Sell | 09.09.2013 00:30:00 | 131.177 | 0.16 | 09.09.2013 03:25:00 | 131.407 | \$ -3889.88 |
| 1489 | Buy | 10.09.2013 00:00:00 | 131.975 | 0.16 | 10.09.2013 01:10:00 | 132.075 | \$ 1388.84 |
| 1490 | Sell | 12.09.2013 22:00:00 | 132.288 | 0.16 | 12.09.2013 22:31:00 | 132.274 | \$ 12.35 |
| 1491 | Sell | 13.09.2013 00:00:00 | 132.352 | 0.16 | 13.09.2013 10:05:00 | 132.539 | \$ -3203.76 |
| 1492 | Sell | 16.09.2013 01:30:00 | 132.308 | 0.16 | 16.09.2013 01:41:00 | 132.28 | \$ 236.29 |
| 1493 | Sell | 16.09.2013 01:50:00 | 132.344 | 0.16 | 16.09.2013 02:32:00 | 132.293 | \$ 604.25 |
| 1494 | Sell | 16.09.2013 01:55:00 | 132.379 | 0.16 | 16.09.2013 02:32:00 | 132.277 | \$ 1420.19 |
| 1495 | Sell | 16.09.2013 21:30:00 | 132.281 | 0.16 | 16.09.2013 22:57:00 | 132.221 | \$ 748.36 |
| 1496 | Sell | 18.09.2013 21:30:00 | 132.581 | 0.16 | 18.09.2013 22:06:00 | 132.422 | \$ 2331.87 |
| 1497 | Sell | 18.09.2013 22:50:00 | 132.555 | 0.16 | 18.09.2013 23:30:00 | 132.494 | \$ 763.9 |
| 1501 | Sell | 19.09.2013 01:45:00 | 132.692 | 0.16 | 19.09.2013 03:30:00 | 132.583 | \$ 1531.68 |
| 1500 | Sell | 19.09.2013 01:30:00 | 132.678 | 0.16 | 19.09.2013 03:30:00 | 132.593 | \$ 1147.71 |
| 1499 | Sell | 19.09.2013 01:00:00 | 132.589 | 0.16 | 19.09.2013 03:30:00 | 132.584 | \$ -132.16 |
| 1498 | Sell | 19.09.2013 00:30:00 | 132.568 | 0.16 | 19.09.2013 03:30:00 | 132.587 | \$ -516.11 |
| 1503 | Buy | 19.09.2013 21:30:00 | 134.225 | 0.16 | 19.09.2013 22:30:00 | 134.464 | \$ 3609.25 |
| 1502 | Buy | 19.09.2013 21:25:00 | 134.239 | 0.16 | 19.09.2013 22:30:00 | 134.459 | \$ 3305.22 |
| 1505 | Buy | 25.09.2013 22:05:00 | 133.124 | 0.16 | 26.09.2013 05:05:00 | 133.212 | \$ 977.56 |
| 1504 | Buy | 25.09.2013 22:00:00 | 133.152 | 0.16 | 26.09.2013 05:05:00 | 133.224 | \$ 721.54 |
| 1506 | Buy | 01.10.2013 01:00:00 | 132.841 | 0.16 | 01.10.2013 01:55:00 | 132.993 | \$ 2219.46 |
| 1507 | Sell | 07.10.2013 00:00:00 | 131.851 | 0.16 | 07.10.2013 00:05:00 | 131.905 | \$ -1074.98 |
| 1508 | Sell | 09.10.2013 21:35:00 | 131.672 | 0.16 | 09.10.2013 23:30:00 | 131.562 | \$ 1549.32 |
| 1512 | Sell | 10.10.2013 02:25:00 | 131.883 | 0.16 | 10.10.2013 03:45:00 | 131.769 | \$ 1612.99 |
| 1511 | Sell | 10.10.2013 02:15:00 | 131.82 | 0.16 | 10.10.2013 03:45:00 | 131.764 | \$ 685.07 |
| 1510 | Sell | 10.10.2013 02:05:00 | 131.803 | 0.16 | 10.10.2013 03:45:00 | 131.775 | \$ 237.1 |
| 1509 | Sell | 10.10.2013 02:00:00 | 131.787 | 0.16 | 10.10.2013 03:45:00 | 131.764 | \$ 157.14 |
| 1513 | Buy | 11.10.2013 00:00:00 | 132.699 | 0.16 | 11.10.2013 01:00:00 | 132.924 | \$ 3387.68 |
| 1514 | Buy | 11.10.2013 01:30:00 | 132.575 | 0.16 | 11.10.2013 03:05:00 | 132.916 | \$ 5243.87 |
| 1518 | Buy | 14.10.2013 01:00:00 | 133.128 | 0.16 | 14.10.2013 02:00:00 | 133.183 | \$ 667.01 |
| 1515 | Buy | 14.10.2013 00:30:00 | 133.317 | 0.16 | 14.10.2013 10:35:00 | 133.294 | \$ -581.3 |
| 1516 | Buy | 14.10.2013 00:35:00 | 133.258 | 0.16 | 14.10.2013 10:40:00 | 133.289 | \$ 282.78 |
| 1517 | Buy | 14.10.2013 00:45:00 | 133.235 | 0.16 | 14.10.2013 10:45:00 | 133.289 | \$ 650.82 |

| | | | | | | | |
|------|------|---------------------|---------|------|---------------------|---------|--------------|
| 1520 | Sell | 14.10.2013 21:35:00 | 133.645 | 0.16 | 15.10.2013 03:05:00 | 133.675 | \$ -729.51 |
| 1519 | Sell | 14.10.2013 21:30:00 | 133.624 | 0.16 | 15.10.2013 03:05:00 | 133.689 | \$ -1289.49 |
| 1521 | Sell | 16.10.2013 01:45:00 | 132.95 | 0.16 | 16.10.2013 02:32:00 | 132.929 | \$ 123.26 |
| 1522 | Buy | 23.10.2013 00:45:00 | 135.158 | 0.16 | 23.10.2013 10:05:00 | 134.293 | \$ -14056.26 |
| 1523 | Sell | 31.10.2013 21:35:00 | 133.679 | 0.16 | 31.10.2013 22:30:00 | 133.557 | \$ 1738.1 |
| 1524 | Sell | 01.11.2013 00:55:00 | 133.658 | 0.16 | 01.11.2013 02:50:00 | 133.59 | \$ 874.16 |
| 1525 | Buy | 07.11.2013 00:00:00 | 133.306 | 0.16 | 07.11.2013 06:35:00 | 133.346 | \$ 426.7 |
| 1529 | Sell | 08.11.2013 01:05:00 | 131.712 | 0.16 | 08.11.2013 01:30:00 | 131.541 | \$ 2525.25 |
| 1528 | Sell | 08.11.2013 00:55:00 | 131.702 | 0.16 | 08.11.2013 01:30:00 | 131.529 | \$ 2557.28 |
| 1527 | Sell | 08.11.2013 00:10:00 | 131.671 | 0.16 | 08.11.2013 01:30:00 | 131.53 | \$ 2045.32 |
| 1526 | Sell | 08.11.2013 00:00:00 | 131.617 | 0.16 | 08.11.2013 01:30:00 | 131.546 | \$ 925.4 |
| 1530 | Sell | 08.11.2013 02:30:00 | 131.701 | 0.16 | 08.11.2013 05:00:00 | 131.698 | \$ -162.71 |
| 1531 | Buy | 12.11.2013 00:00:00 | 132.943 | 0.16 | 12.11.2013 02:35:00 | 132.984 | \$ 443.31 |
| 1532 | Buy | 12.11.2013 21:30:00 | 133.727 | 0.16 | 12.11.2013 23:51:00 | 133.819 | \$ 1258.04 |
| 1533 | Buy | 18.11.2013 02:30:00 | 135.142 | 0.16 | 18.11.2013 03:55:00 | 135.224 | \$ 1095.76 |
| 1536 | Buy | 18.11.2013 22:10:00 | 134.847 | 0.16 | 18.11.2013 23:55:00 | 135.079 | \$ 3496.25 |
| 1535 | Buy | 18.11.2013 22:05:00 | 135.056 | 0.16 | 18.11.2013 23:55:00 | 135.072 | \$ 39.9 |
| 1534 | Buy | 18.11.2013 22:00:00 | 135.09 | 0.16 | 18.11.2013 23:55:00 | 135.06 | \$ -696.13 |
| 1540 | Sell | 21.11.2013 01:45:00 | 134.619 | 0.16 | 21.11.2013 10:00:00 | 135.069 | \$ -7415.4 |
| 1539 | Sell | 21.11.2013 01:30:00 | 134.581 | 0.16 | 21.11.2013 10:00:00 | 135.069 | \$ -8023.34 |
| 1538 | Sell | 21.11.2013 01:20:00 | 134.542 | 0.16 | 21.11.2013 10:00:00 | 135.065 | \$ -8583.27 |
| 1537 | Sell | 21.11.2013 01:15:00 | 134.516 | 0.16 | 21.11.2013 10:00:00 | 135.058 | \$ -8887.24 |
| 1541 | Buy | 25.11.2013 02:30:00 | 137.143 | 0.16 | 25.11.2013 02:55:00 | 137.424 | \$ 4276.59 |
| 1543 | Sell | 26.11.2013 00:05:00 | 137.446 | 0.16 | 26.11.2013 02:10:00 | 137.168 | \$ 4228.09 |
| 1542 | Sell | 26.11.2013 00:00:00 | 137.413 | 0.16 | 26.11.2013 02:10:00 | 137.154 | \$ 3924.12 |
| 1546 | Buy | 03.12.2013 00:25:00 | 139.337 | 0.16 | 03.12.2013 01:50:00 | 139.436 | \$ 1361.07 |
| 1545 | Buy | 02.12.2013 23:15:00 | 139.362 | 0.16 | 03.12.2013 01:50:00 | 139.44 | \$ 952.53 |
| 1544 | Buy | 02.12.2013 23:00:00 | 139.408 | 0.16 | 03.12.2013 01:50:00 | 139.422 | \$ -71.52 |
| 1550 | Sell | 03.12.2013 23:40:00 | 139.292 | 0.16 | 04.12.2013 01:15:00 | 139.082 | \$ 3101.46 |
| 1549 | Sell | 03.12.2013 23:35:00 | 139.232 | 0.16 | 04.12.2013 01:15:00 | 139.073 | \$ 2285.56 |
| 1548 | Sell | 03.12.2013 23:25:00 | 139.196 | 0.16 | 04.12.2013 01:15:00 | 139.067 | \$ 1805.62 |
| 1547 | Sell | 03.12.2013 23:00:00 | 139.172 | 0.16 | 04.12.2013 01:15:00 | 139.08 | \$ 1213.63 |
| 1551 | Sell | 04.12.2013 02:30:00 | 139.319 | 0.16 | 04.12.2013 03:35:00 | 139.017 | \$ 4609.1 |
| 1555 | Sell | 04.12.2013 23:40:00 | 139.058 | 0.16 | 05.12.2013 03:00:00 | 139.022 | \$ 246.48 |
| 1554 | Sell | 04.12.2013 22:45:00 | 139.004 | 0.16 | 05.12.2013 03:00:00 | 139.026 | \$ -681.45 |
| 1553 | Sell | 04.12.2013 22:40:00 | 138.979 | 0.16 | 05.12.2013 03:00:00 | 139.026 | \$ -1081.42 |
| 1552 | Sell | 04.12.2013 22:35:00 | 138.939 | 0.16 | 05.12.2013 03:00:00 | 139.031 | \$ -1801.35 |
| 1556 | Buy | 09.12.2013 02:30:00 | 141.204 | 0.16 | 09.12.2013 03:18:00 | 141.229 | \$ 174.06 |
| 1557 | Sell | 11.12.2013 01:30:00 | 141.612 | 0.16 | 11.12.2013 02:22:00 | 141.605 | \$ -114.57 |
| 1558 | Sell | 11.12.2013 01:35:00 | 141.623 | 0.16 | 11.12.2013 02:22:00 | 141.603 | \$ 93.39 |
| 1559 | Sell | 11.12.2013 01:40:00 | 141.648 | 0.16 | 11.12.2013 02:22:00 | 141.599 | \$ 557.37 |
| 1560 | Sell | 11.12.2013 02:30:00 | 141.648 | 0.16 | 11.12.2013 03:05:00 | 141.401 | \$ 3725.36 |
| 1561 | Sell | 16.12.2013 00:00:00 | 141.809 | 0.16 | 16.12.2013 01:04:00 | 141.773 | \$ 349.12 |
| 1563 | Sell | 16.12.2013 01:35:00 | 141.86 | 0.16 | 16.12.2013 02:34:00 | 141.823 | \$ 365.03 |
| 1564 | Sell | 16.12.2013 01:55:00 | 141.906 | 0.16 | 16.12.2013 02:34:00 | 141.821 | \$ 1132.96 |
| 1562 | Sell | 16.12.2013 01:30:00 | 141.818 | 0.16 | 16.12.2013 04:08:00 | 141.769 | \$ 557.07 |
| 1565 | Sell | 17.12.2013 22:05:00 | 141.369 | 0.16 | 17.12.2013 23:05:00 | 141.253 | \$ 1629.81 |
| 1566 | Sell | 18.12.2013 02:30:00 | 141.633 | 0.16 | 18.12.2013 03:13:00 | 141.558 | \$ 973.4 |
| 1570 | Buy | 31.12.2013 02:10:00 | 144.817 | 0.16 | 31.12.2013 03:33:00 | 144.849 | \$ 280.3 |
| 1569 | Buy | 31.12.2013 02:00:00 | 144.856 | 0.16 | 31.12.2013 06:30:00 | 144.78 | \$ -1447.78 |
| 1568 | Buy | 31.12.2013 01:20:00 | 144.877 | 0.16 | 31.12.2013 06:30:00 | 144.78 | \$ -1783.82 |
| 1567 | Buy | 31.12.2013 01:00:00 | 144.93 | 0.16 | 31.12.2013 06:30:00 | 144.772 | \$ -2759.89 |
| 1574 | Sell | 03.01.2014 01:35:00 | 143.285 | 0.16 | 03.01.2014 03:00:00 | 143.21 | \$ 970.76 |
| 1573 | Sell | 02.01.2014 23:55:00 | 143.237 | 0.16 | 03.01.2014 03:00:00 | 143.202 | \$ 295.13 |
| 1572 | Sell | 02.01.2014 23:05:00 | 143.17 | 0.16 | 03.01.2014 03:00:00 | 143.207 | \$ -856.75 |
| 1571 | Sell | 02.01.2014 23:00:00 | 143.14 | 0.16 | 03.01.2014 03:00:00 | 143.197 | \$ -1176.7 |
| 1578 | Sell | 06.01.2014 01:50:00 | 142.609 | 0.16 | 06.01.2014 02:15:00 | 142.378 | \$ 3467.81 |
| 1577 | Sell | 06.01.2014 00:55:00 | 142.588 | 0.16 | 06.01.2014 02:15:00 | 142.372 | \$ 3227.85 |
| 1576 | Sell | 06.01.2014 00:50:00 | 142.562 | 0.16 | 06.01.2014 02:15:00 | 142.392 | \$ 2491.91 |
| 1575 | Sell | 06.01.2014 00:05:00 | 142.518 | 0.16 | 06.01.2014 02:15:00 | 142.378 | \$ 2011.97 |

| | | | | | | | |
|------|------|---------------------|---------|------|---------------------|---------|-------------|
| 1579 | Sell | 09.01.2014 00:30:00 | 142.427 | 0.16 | 09.01.2014 02:05:00 | 142.226 | \$ 2988.1 |
| 1580 | Sell | 13.01.2014 00:00:00 | 142.234 | 0.16 | 13.01.2014 01:55:00 | 142.13 | \$ 1436.42 |
| 1584 | Sell | 14.01.2014 01:30:00 | 140.928 | 0.16 | 14.01.2014 06:40:00 | 141.214 | \$ -4801.48 |
| 1583 | Sell | 14.01.2014 01:20:00 | 140.892 | 0.16 | 14.01.2014 06:40:00 | 141.221 | \$ -5489.42 |
| 1582 | Sell | 13.01.2014 23:50:00 | 140.847 | 0.16 | 14.01.2014 06:40:00 | 141.219 | \$ -6213.05 |
| 1581 | Sell | 13.01.2014 23:00:00 | 140.781 | 0.16 | 14.01.2014 06:40:00 | 141.224 | \$ -7348.95 |
| 1586 | Buy | 15.01.2014 02:25:00 | 142.375 | 0.16 | 15.01.2014 03:15:00 | 142.561 | \$ 2748.21 |
| 1585 | Buy | 15.01.2014 02:00:00 | 142.394 | 0.16 | 15.01.2014 03:15:00 | 142.555 | \$ 2348.16 |
| 1587 | Sell | 15.01.2014 21:30:00 | 142.301 | 0.16 | 15.01.2014 23:45:00 | 142.253 | \$ 540.3 |
| 1591 | Sell | 17.01.2014 00:00:00 | 142.112 | 0.16 | 17.01.2014 01:35:00 | 141.935 | \$ 2604.61 |
| 1590 | Sell | 16.01.2014 22:55:00 | 142.073 | 0.16 | 17.01.2014 01:35:00 | 141.942 | \$ 1833.0 |
| 1589 | Sell | 16.01.2014 22:15:00 | 142.054 | 0.16 | 17.01.2014 01:35:00 | 141.941 | \$ 1545.04 |
| 1588 | Sell | 16.01.2014 22:00:00 | 142.029 | 0.16 | 17.01.2014 01:35:00 | 141.94 | \$ 1161.07 |
| 1592 | Sell | 20.01.2014 00:00:00 | 141.07 | 0.16 | 20.01.2014 02:10:00 | 140.923 | \$ 2126.27 |
| 1594 | Buy | 21.01.2014 01:30:00 | 141.101 | 0.16 | 21.01.2014 02:10:00 | 141.314 | \$ 3182.25 |
| 1593 | Buy | 21.01.2014 00:00:00 | 141.172 | 0.16 | 21.01.2014 02:10:00 | 141.307 | \$ 1934.13 |
| 1598 | Sell | 21.01.2014 22:45:00 | 141.484 | 0.16 | 22.01.2014 01:25:00 | 141.383 | \$ 1353.95 |
| 1597 | Sell | 21.01.2014 22:40:00 | 141.435 | 0.16 | 22.01.2014 01:25:00 | 141.4 | \$ 298.01 |
| 1596 | Sell | 21.01.2014 22:10:00 | 141.426 | 0.16 | 22.01.2014 01:25:00 | 141.388 | \$ 346.04 |
| 1595 | Sell | 21.01.2014 22:00:00 | 141.385 | 0.16 | 22.01.2014 01:25:00 | 141.389 | \$ -325.89 |
| 1602 | Sell | 24.01.2014 00:45:00 | 141.516 | 0.16 | 24.01.2014 05:30:00 | 141.591 | \$ -1426.41 |
| 1601 | Sell | 24.01.2014 00:15:00 | 141.477 | 0.16 | 24.01.2014 05:30:00 | 141.578 | \$ -1842.37 |
| 1600 | Sell | 24.01.2014 00:10:00 | 141.456 | 0.16 | 24.01.2014 05:30:00 | 141.583 | \$ -2258.32 |
| 1599 | Sell | 24.01.2014 00:00:00 | 141.418 | 0.16 | 24.01.2014 05:30:00 | 141.59 | \$ -2978.29 |
| 1605 | Sell | 27.01.2014 02:05:00 | 139.898 | 0.16 | 27.01.2014 03:16:00 | 139.83 | \$ 864.15 |
| 1606 | Sell | 27.01.2014 02:10:00 | 140.048 | 0.16 | 27.01.2014 03:16:00 | 139.83 | \$ 3263.92 |
| 1603 | Sell | 27.01.2014 01:30:00 | 139.762 | 0.16 | 27.01.2014 11:35:00 | 140.23 | \$ -7711.62 |
| 1604 | Sell | 27.01.2014 01:35:00 | 139.834 | 0.16 | 27.01.2014 11:40:00 | 140.379 | \$ -8943.73 |
| 1607 | Sell | 29.01.2014 23:15:00 | 139.716 | 0.16 | 29.01.2014 23:50:00 | 139.653 | \$ 784.46 |
| 1608 | Sell | 30.01.2014 00:00:00 | 139.725 | 0.16 | 30.01.2014 01:03:00 | 139.644 | \$ 1072.44 |
| 1609 | Sell | 30.01.2014 00:05:00 | 139.747 | 0.16 | 30.01.2014 01:03:00 | 139.648 | \$ 1360.41 |
| 1610 | Sell | 31.01.2014 01:00:00 | 139.351 | 0.16 | 31.01.2014 02:05:00 | 139.232 | \$ 1681.03 |
| 1614 | Sell | 03.02.2014 02:05:00 | 137.947 | 0.16 | 03.02.2014 07:05:00 | 137.981 | \$ -764.7 |
| 1613 | Sell | 03.02.2014 02:00:00 | 137.902 | 0.16 | 03.02.2014 07:05:00 | 137.975 | \$ -1388.64 |
| 1612 | Sell | 03.02.2014 01:35:00 | 137.85 | 0.16 | 03.02.2014 07:05:00 | 137.971 | \$ -2156.57 |
| 1611 | Sell | 03.02.2014 01:30:00 | 137.837 | 0.16 | 03.02.2014 07:05:00 | 137.981 | \$ -2524.54 |
| 1618 | Sell | 04.02.2014 01:45:00 | 136.817 | 0.16 | 04.02.2014 03:20:00 | 136.762 | \$ 661.08 |
| 1617 | Sell | 04.02.2014 00:45:00 | 136.78 | 0.16 | 04.02.2014 03:20:00 | 136.76 | \$ 101.16 |
| 1616 | Sell | 04.02.2014 00:40:00 | 136.727 | 0.16 | 04.02.2014 03:20:00 | 136.757 | \$ -698.76 |
| 1615 | Sell | 04.02.2014 00:30:00 | 136.705 | 0.16 | 04.02.2014 03:20:00 | 136.753 | \$ -986.74 |
| 1622 | Buy | 07.02.2014 01:00:00 | 138.583 | 0.16 | 07.02.2014 01:48:00 | 138.629 | \$ 514.26 |
| 1621 | Buy | 07.02.2014 00:55:00 | 138.646 | 0.16 | 07.02.2014 04:50:00 | 138.662 | \$ 34.17 |
| 1620 | Buy | 07.02.2014 00:50:00 | 138.674 | 0.16 | 07.02.2014 04:50:00 | 138.661 | \$ -429.88 |
| 1619 | Buy | 07.02.2014 00:45:00 | 138.708 | 0.16 | 07.02.2014 04:50:00 | 138.671 | \$ -813.92 |
| 1623 | Buy | 12.02.2014 02:30:00 | 139.73 | 0.16 | 12.02.2014 03:55:00 | 139.826 | \$ 1312.42 |
| 1624 | Buy | 24.02.2014 00:00:00 | 140.735 | 0.16 | 24.02.2014 01:46:00 | 140.839 | \$ 1438.82 |
| 1625 | Sell | 26.02.2014 00:00:00 | 140.522 | 0.16 | 26.02.2014 02:18:00 | 140.505 | \$ 47.17 |
| 1626 | Buy | 03.03.2014 00:00:00 | 139.633 | 0.16 | 03.03.2014 00:40:00 | 139.895 | \$ 3968.61 |
| 1630 | Buy | 03.03.2014 01:15:00 | 139.722 | 0.16 | 03.03.2014 04:00:00 | 139.69 | \$ -735.54 |
| 1629 | Buy | 03.03.2014 01:10:00 | 139.743 | 0.16 | 03.03.2014 04:00:00 | 139.691 | \$ -1055.59 |
| 1628 | Buy | 03.03.2014 00:55:00 | 139.756 | 0.16 | 03.03.2014 04:00:00 | 139.705 | \$ -1039.62 |
| 1627 | Buy | 03.03.2014 00:45:00 | 139.83 | 0.16 | 03.03.2014 04:00:00 | 139.708 | \$ -2175.74 |
| 1631 | Sell | 04.03.2014 02:30:00 | 139.459 | 0.16 | 04.03.2014 11:10:00 | 139.909 | \$ -7423.15 |
| 1632 | Buy | 10.03.2014 00:30:00 | 143.015 | 0.16 | 10.03.2014 01:34:00 | 143.119 | \$ 1435.18 |
| 1633 | Buy | 10.03.2014 00:45:00 | 142.973 | 0.16 | 10.03.2014 01:34:00 | 143.106 | \$ 1899.24 |
| 1636 | Sell | 14.03.2014 00:55:00 | 141.3 | 0.16 | 14.03.2014 01:38:00 | 141.279 | \$ 109.93 |
| 1635 | Sell | 14.03.2014 00:40:00 | 141.275 | 0.16 | 14.03.2014 02:15:00 | 141.134 | \$ 2029.96 |
| 1634 | Sell | 14.03.2014 00:00:00 | 141.246 | 0.16 | 14.03.2014 02:15:00 | 141.147 | \$ 1358.01 |
| 1638 | Sell | 18.03.2014 21:35:00 | 141.328 | 0.16 | 18.03.2014 23:23:00 | 141.305 | \$ 141.86 |
| 1639 | Sell | 18.03.2014 21:50:00 | 141.355 | 0.16 | 18.03.2014 23:23:00 | 141.304 | \$ 589.82 |

| | | | | | | | |
|------|------|---------------------|---------|------|---------------------|---------|-------------|
| 1640 | Sell | 18.03.2014 21:55:00 | 141.393 | 0.16 | 18.03.2014 23:23:00 | 141.298 | \$ 1293.76 |
| 1637 | Sell | 18.03.2014 21:30:00 | 141.254 | 0.16 | 19.03.2014 01:50:00 | 141.261 | \$ -373.68 |
| 1641 | Buy | 20.03.2014 01:00:00 | 141.484 | 0.16 | 20.03.2014 02:30:00 | 141.627 | \$ 2061.64 |
| 1642 | Sell | 24.03.2014 22:40:00 | 141.517 | 0.16 | 25.03.2014 02:05:00 | 141.398 | \$ 1641.87 |
| 1643 | Sell | 25.03.2014 22:15:00 | 141.462 | 0.16 | 26.03.2014 01:53:00 | 141.434 | \$ 185.99 |
| 1645 | Buy | 31.03.2014 01:35:00 | 141.398 | 0.16 | 31.03.2014 03:00:00 | 141.44 | \$ 445.76 |
| 1644 | Buy | 31.03.2014 01:30:00 | 141.419 | 0.16 | 31.03.2014 03:55:00 | 141.6 | \$ 2669.74 |
| 1647 | Sell | 03.04.2014 00:00:00 | 143.018 | 0.16 | 03.04.2014 03:05:00 | 142.928 | \$ 1211.17 |
| 1646 | Sell | 02.04.2014 23:00:00 | 142.944 | 0.16 | 03.04.2014 03:05:00 | 142.94 | \$ -271.76 |
| 1648 | Sell | 07.04.2014 00:45:00 | 141.561 | 0.16 | 07.04.2014 03:15:00 | 141.482 | \$ 1037.48 |
| 1652 | Sell | 09.04.2014 00:50:00 | 140.539 | 0.16 | 09.04.2014 04:00:00 | 140.515 | \$ 159.14 |
| 1651 | Sell | 09.04.2014 00:45:00 | 140.512 | 0.16 | 09.04.2014 04:00:00 | 140.517 | \$ -304.83 |
| 1650 | Sell | 09.04.2014 00:10:00 | 140.483 | 0.16 | 09.04.2014 04:00:00 | 140.53 | \$ -976.78 |
| 1649 | Sell | 09.04.2014 00:00:00 | 140.452 | 0.16 | 09.04.2014 04:00:00 | 140.526 | \$ -1408.74 |
| 1656 | Sell | 16.04.2014 00:00:00 | 140.791 | 0.16 | 16.04.2014 03:07:00 | 140.765 | \$ 190.75 |
| 1654 | Sell | 15.04.2014 21:35:00 | 140.65 | 0.16 | 16.04.2014 07:35:00 | 141.227 | \$ -9492.71 |
| 1653 | Sell | 15.04.2014 21:30:00 | 140.582 | 0.16 | 16.04.2014 07:35:00 | 141.215 | \$ -10388.6 |
| 1655 | Sell | 15.04.2014 22:20:00 | 140.669 | 0.16 | 16.04.2014 08:25:00 | 141.204 | \$ -8820.76 |
| 1660 | Sell | 23.04.2014 23:05:00 | 141.601 | 0.16 | 24.04.2014 02:30:00 | 141.583 | \$ -45.6 |
| 1659 | Sell | 23.04.2014 22:25:00 | 141.561 | 0.16 | 24.04.2014 02:30:00 | 141.587 | \$ -749.53 |
| 1658 | Sell | 23.04.2014 22:05:00 | 141.516 | 0.16 | 24.04.2014 02:30:00 | 141.594 | \$ -1581.47 |
| 1657 | Sell | 23.04.2014 22:00:00 | 141.502 | 0.16 | 24.04.2014 02:30:00 | 141.583 | \$ -1629.45 |
| 1661 | Sell | 30.04.2014 00:30:00 | 141.783 | 0.16 | 30.04.2014 03:00:00 | 141.68 | \$ 1421.14 |
| 1662 | Sell | 06.05.2014 23:30:00 | 141.628 | 0.16 | 07.05.2014 04:25:00 | 141.524 | \$ 1401.7 |
| 1663 | Sell | 07.05.2014 23:00:00 | 141.776 | 0.16 | 08.05.2014 00:40:00 | 141.717 | \$ 610.13 |
| 1664 | Sell | 12.05.2014 00:40:00 | 140.153 | 0.16 | 12.05.2014 09:10:00 | 140.265 | \$ -2016.25 |
| 1668 | Sell | 14.05.2014 23:45:00 | 139.738 | 0.16 | 15.05.2014 01:55:00 | 139.658 | \$ 949.36 |
| 1667 | Sell | 14.05.2014 23:40:00 | 139.711 | 0.16 | 15.05.2014 01:55:00 | 139.649 | \$ 661.41 |
| 1666 | Sell | 14.05.2014 23:20:00 | 139.687 | 0.16 | 15.05.2014 01:55:00 | 139.656 | \$ 165.46 |
| 1665 | Sell | 14.05.2014 23:00:00 | 139.67 | 0.16 | 15.05.2014 01:55:00 | 139.652 | \$ -42.53 |
| 1669 | Sell | 20.05.2014 00:00:00 | 139.129 | 0.16 | 20.05.2014 03:20:00 | 139.096 | \$ 305.38 |
| 1670 | Sell | 21.05.2014 22:30:00 | 138.8 | 0.16 | 21.05.2014 23:55:00 | 138.728 | \$ 929.91 |
| 1672 | Sell | 28.05.2014 22:05:00 | 138.478 | 0.16 | 28.05.2014 23:30:00 | 138.401 | \$ 1010.42 |
| 1671 | Sell | 28.05.2014 22:00:00 | 138.457 | 0.16 | 28.05.2014 23:30:00 | 138.407 | \$ 578.46 |
| 1673 | Sell | 05.06.2014 21:30:00 | 139.932 | 0.16 | 06.06.2014 01:30:00 | 139.893 | \$ 364.43 |
| 1677 | Buy | 18.06.2014 21:50:00 | 138.473 | 0.16 | 18.06.2014 23:55:00 | 138.568 | \$ 1298.45 |
| 1676 | Buy | 18.06.2014 21:45:00 | 138.486 | 0.16 | 18.06.2014 23:55:00 | 138.57 | \$ 1122.44 |
| 1675 | Buy | 18.06.2014 21:35:00 | 138.494 | 0.16 | 18.06.2014 23:55:00 | 138.573 | \$ 1042.4 |
| 1674 | Buy | 18.06.2014 21:30:00 | 138.532 | 0.16 | 18.06.2014 23:55:00 | 138.566 | \$ 322.36 |
| 1678 | Sell | 26.06.2014 23:30:00 | 138.471 | 0.16 | 27.06.2014 02:40:00 | 138.363 | \$ 1470.75 |
| 1681 | Sell | 10.07.2014 23:25:00 | 137.9 | 0.16 | 11.07.2014 01:00:00 | 137.882 | \$ 31.69 |
| 1680 | Sell | 10.07.2014 23:15:00 | 137.874 | 0.16 | 11.07.2014 01:00:00 | 137.874 | \$ -256.3 |
| 1679 | Sell | 10.07.2014 23:00:00 | 137.87 | 0.16 | 11.07.2014 01:00:00 | 137.869 | \$ -240.27 |
| 1685 | Sell | 07.08.2014 00:20:00 | 136.663 | 0.16 | 07.08.2014 02:30:00 | 136.623 | \$ 421.33 |
| 1684 | Sell | 07.08.2014 00:15:00 | 136.651 | 0.16 | 07.08.2014 02:30:00 | 136.635 | \$ 37.35 |
| 1683 | Sell | 07.08.2014 00:10:00 | 136.64 | 0.16 | 07.08.2014 02:30:00 | 136.641 | \$ -234.63 |
| 1682 | Sell | 07.08.2014 00:00:00 | 136.628 | 0.16 | 07.08.2014 02:30:00 | 136.63 | \$ -250.61 |
| 1689 | Sell | 05.09.2014 00:00:00 | 136.237 | 0.16 | 05.09.2014 04:25:00 | 136.218 | \$ 86.0 |
| 1688 | Sell | 04.09.2014 23:55:00 | 136.222 | 0.16 | 05.09.2014 04:25:00 | 136.221 | \$ -237.65 |
| 1687 | Sell | 04.09.2014 23:45:00 | 136.207 | 0.16 | 05.09.2014 04:25:00 | 136.207 | \$ -253.63 |
| 1686 | Sell | 04.09.2014 23:40:00 | 136.186 | 0.16 | 05.09.2014 04:25:00 | 136.223 | \$ -845.59 |
| 1692 | Sell | 08.09.2014 01:40:00 | 136.298 | 0.16 | 08.09.2014 03:50:00 | 136.144 | \$ 2245.9 |
| 1691 | Sell | 08.09.2014 01:35:00 | 136.293 | 0.16 | 08.09.2014 03:50:00 | 136.128 | \$ 2421.92 |
| 1690 | Sell | 08.09.2014 01:30:00 | 136.273 | 0.16 | 08.09.2014 03:50:00 | 136.147 | \$ 1797.95 |
| 1694 | Buy | 08.09.2014 21:40:00 | 136.609 | 0.16 | 08.09.2014 22:40:00 | 136.643 | \$ 325.41 |
| 1693 | Buy | 08.09.2014 21:30:00 | 136.651 | 0.16 | 09.09.2014 00:59:00 | 136.675 | \$ 92.9 |
| 1695 | Buy | 19.09.2014 00:30:00 | 140.397 | 0.16 | 19.09.2014 02:35:00 | 140.53 | \$ 1903.38 |
| 1697 | Buy | 24.09.2014 02:20:00 | 139.688 | 0.16 | 24.09.2014 09:10:00 | 139.624 | \$ -1247.5 |
| 1696 | Buy | 24.09.2014 02:00:00 | 139.778 | 0.16 | 24.09.2014 09:10:00 | 139.624 | \$ -2687.65 |
| 1701 | Sell | 24.09.2014 22:50:00 | 139.448 | 0.16 | 25.09.2014 01:19:00 | 139.424 | \$ 53.84 |

| | | | | | | | |
|------|------|---------------------|---------|------|---------------------|---------|-------------|
| 1700 | Sell | 24.09.2014 22:45:00 | 139.43 | 0.16 | 25.09.2014 04:15:00 | 139.432 | \$ -362.14 |
| 1699 | Sell | 24.09.2014 22:40:00 | 139.398 | 0.16 | 25.09.2014 04:15:00 | 139.426 | \$ -778.08 |
| 1698 | Sell | 24.09.2014 22:30:00 | 139.346 | 0.16 | 25.09.2014 04:15:00 | 139.439 | \$ -1818.01 |
| 1703 | Sell | 26.09.2014 00:20:00 | 138.675 | 0.16 | 26.09.2014 01:30:00 | 138.609 | \$ 834.11 |
| 1702 | Sell | 26.09.2014 00:00:00 | 138.655 | 0.16 | 26.09.2014 01:30:00 | 138.616 | \$ 402.15 |
| 1706 | Sell | 02.10.2014 02:10:00 | 137.709 | 0.16 | 02.10.2014 03:45:00 | 137.658 | \$ 595.68 |
| 1705 | Sell | 02.10.2014 02:05:00 | 137.661 | 0.16 | 02.10.2014 05:00:00 | 137.515 | \$ 2115.74 |
| 1704 | Sell | 02.10.2014 01:50:00 | 137.637 | 0.16 | 02.10.2014 05:00:00 | 137.522 | \$ 1619.77 |
| 1709 | Sell | 02.10.2014 21:50:00 | 137.397 | 0.16 | 03.10.2014 02:00:00 | 137.317 | \$ 1024.46 |
| 1708 | Sell | 02.10.2014 21:45:00 | 137.373 | 0.16 | 03.10.2014 02:00:00 | 137.316 | \$ 656.52 |
| 1707 | Sell | 02.10.2014 21:30:00 | 137.349 | 0.16 | 03.10.2014 02:00:00 | 137.31 | \$ 368.54 |
| 1711 | Sell | 06.10.2014 21:35:00 | 137.682 | 0.16 | 06.10.2014 22:23:00 | 137.641 | \$ 435.69 |
| 1714 | Sell | 06.10.2014 22:45:00 | 137.684 | 0.16 | 07.10.2014 00:55:00 | 137.577 | \$ 1456.01 |
| 1713 | Sell | 06.10.2014 22:35:00 | 137.66 | 0.16 | 07.10.2014 00:55:00 | 137.57 | \$ 1184.05 |
| 1712 | Sell | 06.10.2014 22:25:00 | 137.637 | 0.16 | 07.10.2014 00:55:00 | 137.583 | \$ 608.11 |
| 1710 | Sell | 06.10.2014 21:30:00 | 137.522 | 0.16 | 07.10.2014 00:55:00 | 137.574 | \$ -1087.73 |
| 1715 | Sell | 08.10.2014 00:30:00 | 136.996 | 0.16 | 08.10.2014 02:15:00 | 136.79 | \$ 3076.8 |
| 1716 | Buy | 09.10.2014 00:00:00 | 137.625 | 0.16 | 09.10.2014 01:25:00 | 137.786 | \$ 2355.82 |
| 1717 | Sell | 09.10.2014 23:30:00 | 136.942 | 0.16 | 10.10.2014 01:30:00 | 136.917 | \$ 145.2 |
| 1718 | Buy | 13.10.2014 23:00:00 | 135.904 | 0.16 | 13.10.2014 23:23:00 | 135.992 | \$ 1190.56 |
| 1722 | Sell | 15.10.2014 01:25:00 | 135.653 | 0.16 | 15.10.2014 03:55:00 | 135.561 | \$ 1254.96 |
| 1721 | Sell | 15.10.2014 00:30:00 | 135.605 | 0.16 | 15.10.2014 03:55:00 | 135.555 | \$ 583.04 |
| 1720 | Sell | 14.10.2014 23:55:00 | 135.526 | 0.16 | 15.10.2014 03:55:00 | 135.554 | \$ -700.54 |
| 1719 | Sell | 14.10.2014 23:30:00 | 135.501 | 0.16 | 15.10.2014 03:55:00 | 135.554 | \$ -1100.48 |
| 1725 | Sell | 15.10.2014 22:40:00 | 135.881 | 0.16 | 15.10.2014 23:22:00 | 135.848 | \$ 310.59 |
| 1726 | Sell | 15.10.2014 22:45:00 | 135.962 | 0.16 | 15.10.2014 23:22:00 | 135.849 | \$ 1590.45 |
| 1727 | Sell | 15.10.2014 23:30:00 | 135.988 | 0.16 | 16.10.2014 00:50:00 | 135.958 | \$ 155.36 |
| 1728 | Sell | 15.10.2014 23:50:00 | 136.015 | 0.16 | 16.10.2014 00:50:00 | 135.968 | \$ 427.35 |
| 1724 | Sell | 15.10.2014 22:35:00 | 135.743 | 0.16 | 16.10.2014 01:10:00 | 135.822 | \$ -1588.25 |
| 1723 | Sell | 15.10.2014 22:30:00 | 135.703 | 0.16 | 16.10.2014 01:10:00 | 135.813 | \$ -2084.18 |
| 1731 | Sell | 16.10.2014 23:00:00 | 136.196 | 0.16 | 17.10.2014 00:40:00 | 136.086 | \$ 1506.39 |
| 1730 | Sell | 16.10.2014 22:50:00 | 136.165 | 0.16 | 17.10.2014 00:40:00 | 136.103 | \$ 738.47 |
| 1729 | Sell | 16.10.2014 22:35:00 | 136.086 | 0.16 | 17.10.2014 00:40:00 | 136.086 | \$ -253.42 |
| 1732 | Sell | 20.10.2014 22:10:00 | 136.924 | 0.16 | 20.10.2014 23:01:00 | 136.862 | \$ 772.92 |
| 1736 | Sell | 21.10.2014 22:25:00 | 136.008 | 0.16 | 22.10.2014 04:35:00 | 135.995 | \$ -45.29 |
| 1735 | Sell | 21.10.2014 21:40:00 | 135.987 | 0.16 | 22.10.2014 04:35:00 | 135.999 | \$ -445.26 |
| 1734 | Sell | 21.10.2014 21:30:00 | 135.951 | 0.16 | 22.10.2014 04:35:00 | 135.994 | \$ -941.22 |
| 1733 | Sell | 21.10.2014 21:25:00 | 135.938 | 0.16 | 22.10.2014 04:35:00 | 135.999 | \$ -1229.2 |
| 1737 | Buy | 23.10.2014 22:30:00 | 136.806 | 0.16 | 23.10.2014 23:35:00 | 136.972 | \$ 2437.12 |
| 1741 | Buy | 24.10.2014 02:25:00 | 136.814 | 0.16 | 24.10.2014 08:30:00 | 136.707 | \$ -1930.89 |
| 1740 | Buy | 24.10.2014 02:15:00 | 136.827 | 0.16 | 24.10.2014 08:30:00 | 136.708 | \$ -2122.92 |
| 1739 | Buy | 24.10.2014 02:05:00 | 136.842 | 0.16 | 24.10.2014 08:30:00 | 136.708 | \$ -2362.94 |
| 1738 | Buy | 24.10.2014 02:00:00 | 136.866 | 0.16 | 24.10.2014 08:30:00 | 136.705 | \$ -2794.98 |
| 1742 | Buy | 29.10.2014 21:40:00 | 137.545 | 0.16 | 30.10.2014 03:05:00 | 137.545 | \$ -437.51 |
| 1744 | Sell | 30.10.2014 21:30:00 | 137.985 | 0.16 | 30.10.2014 22:25:00 | 137.776 | \$ 3123.22 |
| 1743 | Sell | 30.10.2014 21:25:00 | 137.948 | 0.16 | 30.10.2014 22:25:00 | 137.775 | \$ 2547.26 |
| 1745 | Buy | 03.11.2014 02:30:00 | 140.904 | 0.16 | 03.11.2014 07:05:00 | 140.762 | \$ -2497.45 |
| 1746 | Buy | 03.11.2014 21:30:00 | 142.04 | 0.16 | 03.11.2014 23:10:00 | 142.215 | \$ 2572.76 |
| 1750 | Buy | 04.11.2014 01:55:00 | 142.037 | 0.16 | 04.11.2014 02:58:00 | 142.065 | \$ 220.73 |
| 1749 | Buy | 04.11.2014 01:25:00 | 142.09 | 0.16 | 04.11.2014 04:50:00 | 142.154 | \$ 796.66 |
| 1748 | Buy | 04.11.2014 01:00:00 | 142.118 | 0.16 | 04.11.2014 04:50:00 | 142.138 | \$ 92.62 |
| 1747 | Buy | 04.11.2014 00:35:00 | 142.13 | 0.16 | 04.11.2014 04:50:00 | 142.149 | \$ 76.6 |
| 1753 | Buy | 05.11.2014 00:55:00 | 142.387 | 0.16 | 05.11.2014 01:47:00 | 142.432 | \$ 492.19 |
| 1752 | Buy | 05.11.2014 00:50:00 | 142.415 | 0.16 | 05.11.2014 02:15:00 | 142.561 | \$ 2108.14 |
| 1751 | Buy | 05.11.2014 00:30:00 | 142.446 | 0.16 | 05.11.2014 02:15:00 | 142.57 | \$ 1756.09 |
| 1757 | Sell | 07.11.2014 00:25:00 | 142.647 | 0.16 | 07.11.2014 01:55:00 | 142.534 | \$ 1579.75 |
| 1756 | Sell | 07.11.2014 00:05:00 | 142.6 | 0.16 | 07.11.2014 01:55:00 | 142.539 | \$ 747.84 |
| 1755 | Sell | 06.11.2014 23:25:00 | 142.553 | 0.16 | 07.11.2014 01:55:00 | 142.551 | \$ -231.76 |
| 1754 | Sell | 06.11.2014 23:00:00 | 142.534 | 0.16 | 07.11.2014 01:55:00 | 142.543 | \$ -407.74 |
| 1758 | Buy | 11.11.2014 21:30:00 | 143.852 | 0.16 | 11.11.2014 23:40:00 | 144.119 | \$ 4041.84 |

| | | | | | | | |
|------|------|---------------------|---------|------|---------------------|---------|-------------|
| 1759 | Buy | 12.11.2014 02:30:00 | 144.202 | 0.16 | 12.11.2014 03:02:00 | 144.224 | \$ 121.27 |
| 1763 | Sell | 18.11.2014 02:30:00 | 145.43 | 0.16 | 18.11.2014 03:15:00 | 145.355 | \$ 967.3 |
| 1762 | Sell | 18.11.2014 01:30:00 | 145.319 | 0.16 | 18.11.2014 06:50:00 | 145.352 | \$ -760.51 |
| 1761 | Sell | 18.11.2014 00:10:00 | 145.282 | 0.16 | 18.11.2014 06:50:00 | 145.336 | \$ -1096.44 |
| 1760 | Sell | 18.11.2014 00:00:00 | 145.213 | 0.16 | 18.11.2014 06:50:00 | 145.347 | \$ -2376.33 |
| 1764 | Buy | 20.11.2014 02:30:00 | 148.076 | 0.16 | 20.11.2014 04:45:00 | 148.2 | \$ 1747.09 |
| 1768 | Sell | 21.11.2014 00:20:00 | 148.325 | 0.16 | 21.11.2014 02:15:00 | 148.235 | \$ 1202.67 |
| 1767 | Sell | 21.11.2014 00:15:00 | 148.268 | 0.16 | 21.11.2014 02:15:00 | 148.237 | \$ 258.75 |
| 1766 | Sell | 21.11.2014 00:10:00 | 148.249 | 0.16 | 21.11.2014 02:15:00 | 148.223 | \$ 178.81 |
| 1765 | Sell | 21.11.2014 00:00:00 | 148.208 | 0.16 | 21.11.2014 02:15:00 | 148.221 | \$ -445.13 |
| 1769 | Buy | 24.11.2014 21:40:00 | 147.065 | 0.16 | 24.11.2014 22:55:00 | 147.164 | \$ 1348.7 |
| 1770 | Buy | 25.11.2014 02:30:00 | 147.01 | 0.16 | 25.11.2014 06:45:00 | 146.613 | \$ -6587.22 |
| 1771 | Buy | 27.11.2014 01:00:00 | 147.063 | 0.16 | 27.11.2014 02:10:00 | 147.179 | \$ 1620.69 |
| 1773 | Buy | 04.12.2014 21:30:00 | 148.155 | 0.16 | 04.12.2014 22:40:00 | 148.238 | \$ 1090.94 |
| 1772 | Buy | 04.12.2014 21:25:00 | 148.184 | 0.16 | 04.12.2014 22:40:00 | 148.245 | \$ 738.92 |
| 1776 | Sell | 08.12.2014 23:55:00 | 148.691 | 0.16 | 09.12.2014 00:45:00 | 148.482 | \$ 3070.4 |
| 1775 | Sell | 08.12.2014 23:45:00 | 148.671 | 0.16 | 09.12.2014 00:45:00 | 148.486 | \$ 2686.43 |
| 1774 | Sell | 08.12.2014 23:30:00 | 148.658 | 0.16 | 09.12.2014 00:45:00 | 148.485 | \$ 2494.46 |
| 1777 | Sell | 09.12.2014 02:30:00 | 148.736 | 0.16 | 09.12.2014 03:50:00 | 148.615 | \$ 1698.02 |
| 1778 | Sell | 09.12.2014 22:30:00 | 148.039 | 0.16 | 09.12.2014 23:34:00 | 148.02 | \$ 67.12 |
| 1779 | Sell | 10.12.2014 00:00:00 | 148.091 | 0.16 | 10.12.2014 00:45:00 | 147.876 | \$ 3203.04 |
| 1782 | Buy | 11.12.2014 21:45:00 | 147.605 | 0.16 | 11.12.2014 22:43:00 | 147.642 | \$ 355.83 |
| 1783 | Buy | 11.12.2014 21:50:00 | 147.574 | 0.16 | 11.12.2014 22:43:00 | 147.641 | \$ 835.9 |
| 1785 | Buy | 11.12.2014 23:05:00 | 147.348 | 0.16 | 11.12.2014 23:29:00 | 147.43 | \$ 1076.24 |
| 1786 | Buy | 11.12.2014 23:40:00 | 147.368 | 0.16 | 12.12.2014 00:56:00 | 147.422 | \$ 555.74 |
| 1784 | Buy | 11.12.2014 23:00:00 | 147.52 | 0.16 | 12.12.2014 03:40:00 | 147.682 | \$ 2283.49 |
| 1781 | Buy | 11.12.2014 21:40:00 | 147.657 | 0.16 | 12.12.2014 03:40:00 | 147.691 | \$ 235.27 |
| 1780 | Buy | 11.12.2014 21:35:00 | 147.744 | 0.16 | 12.12.2014 03:40:00 | 147.685 | \$ -1252.88 |
| 1788 | Buy | 15.12.2014 00:35:00 | 147.496 | 0.16 | 15.12.2014 01:10:00 | 147.534 | \$ 372.02 |
| 1789 | Buy | 15.12.2014 00:50:00 | 147.474 | 0.16 | 15.12.2014 01:10:00 | 147.522 | \$ 532.03 |
| 1790 | Buy | 15.12.2014 00:55:00 | 147.404 | 0.16 | 15.12.2014 01:10:00 | 147.531 | \$ 1796.15 |
| 1793 | Buy | 15.12.2014 01:30:00 | 147.074 | 0.16 | 15.12.2014 02:00:00 | 147.173 | \$ 1348.68 |
| 1787 | Buy | 15.12.2014 00:30:00 | 147.521 | 0.16 | 15.12.2014 03:00:00 | 147.579 | \$ 691.97 |
| 1791 | Buy | 15.12.2014 01:15:00 | 147.224 | 0.16 | 15.12.2014 03:00:00 | 147.585 | \$ 5540.45 |
| 1792 | Buy | 15.12.2014 01:25:00 | 147.209 | 0.16 | 15.12.2014 03:00:00 | 147.595 | \$ 5940.47 |
| 1796 | Sell | 15.12.2014 23:55:00 | 146.644 | 0.16 | 16.12.2014 00:08:00 | 146.608 | \$ 305.68 |
| 1797 | Sell | 16.12.2014 00:15:00 | 146.757 | 0.16 | 16.12.2014 00:23:00 | 146.717 | \$ 405.2 |
| 1795 | Sell | 15.12.2014 23:40:00 | 146.532 | 0.16 | 16.12.2014 04:00:00 | 146.433 | \$ 1313.85 |
| 1794 | Sell | 15.12.2014 23:30:00 | 146.501 | 0.16 | 16.12.2014 04:00:00 | 146.424 | \$ 961.9 |
| 1798 | Sell | 17.12.2014 02:30:00 | 146.352 | 0.16 | 17.12.2014 02:54:00 | 146.167 | \$ 2725.85 |
| 1802 | Sell | 17.12.2014 22:20:00 | 146.514 | 0.16 | 17.12.2014 23:23:00 | 146.409 | \$ 1445.57 |
| 1803 | Sell | 18.12.2014 01:05:00 | 146.667 | 0.16 | 18.12.2014 01:41:00 | 146.636 | \$ 261.34 |
| 1801 | Sell | 17.12.2014 22:15:00 | 146.408 | 0.16 | 18.12.2014 03:00:00 | 146.408 | \$ -341.31 |
| 1800 | Sell | 17.12.2014 21:50:00 | 146.313 | 0.16 | 18.12.2014 03:00:00 | 146.407 | \$ -1845.15 |
| 1799 | Sell | 17.12.2014 21:45:00 | 146.3 | 0.16 | 18.12.2014 03:00:00 | 146.407 | \$ -2053.12 |
| 1807 | Sell | 19.12.2014 01:20:00 | 146.239 | 0.16 | 19.12.2014 02:15:00 | 146.044 | \$ 2886.03 |
| 1806 | Sell | 19.12.2014 01:15:00 | 146.183 | 0.16 | 19.12.2014 02:15:00 | 146.041 | \$ 2038.09 |
| 1805 | Sell | 19.12.2014 01:05:00 | 146.177 | 0.16 | 19.12.2014 02:15:00 | 146.028 | \$ 2150.13 |
| 1804 | Sell | 19.12.2014 01:00:00 | 146.154 | 0.16 | 19.12.2014 02:15:00 | 146.046 | \$ 1494.16 |
| 1808 | Buy | 22.12.2014 22:00:00 | 146.6 | 0.16 | 23.12.2014 00:19:00 | 146.716 | \$ 1548.95 |
| 1810 | Buy | 25.12.2014 00:40:00 | 146.756 | 0.16 | 25.12.2014 06:55:00 | 146.77 | \$ -10.79 |
| 1809 | Buy | 25.12.2014 00:30:00 | 146.766 | 0.16 | 25.12.2014 06:55:00 | 146.757 | \$ -378.84 |
| 1811 | Sell | 26.12.2014 01:00:00 | 147.022 | 0.16 | 26.12.2014 01:48:00 | 146.993 | \$ 228.77 |
| 1813 | Sell | 05.01.2015 22:50:00 | 142.934 | 0.16 | 06.01.2015 00:35:00 | 142.606 | \$ 4983.6 |
| 1812 | Sell | 05.01.2015 22:25:00 | 142.855 | 0.16 | 06.01.2015 00:35:00 | 142.59 | \$ 3975.76 |
| 1815 | Sell | 07.01.2015 02:15:00 | 141.06 | 0.16 | 07.01.2015 07:45:00 | 141.187 | \$ -2257.71 |
| 1814 | Sell | 07.01.2015 02:05:00 | 141.028 | 0.16 | 07.01.2015 07:45:00 | 141.196 | \$ -2913.66 |
| 1816 | Buy | 07.01.2015 22:00:00 | 140.946 | 0.16 | 07.01.2015 22:33:00 | 141.002 | \$ 670.48 |
| 1817 | Sell | 08.01.2015 01:30:00 | 141.289 | 0.16 | 08.01.2015 02:17:00 | 141.254 | \$ 333.92 |
| 1819 | Sell | 09.01.2015 01:40:00 | 141.323 | 0.16 | 09.01.2015 03:15:00 | 141.196 | \$ 1805.88 |

| | | | | | | | |
|------|------|---------------------|---------|------|---------------------|---------|-------------|
| 1818 | Sell | 09.01.2015 01:30:00 | 141.304 | 0.16 | 09.01.2015 03:15:00 | 141.19 | \$ 1597.91 |
| 1821 | Sell | 13.01.2015 23:40:00 | 138.863 | 0.16 | 14.01.2015 00:21:00 | 138.825 | \$ 350.14 |
| 1822 | Sell | 14.01.2015 00:40:00 | 138.879 | 0.16 | 14.01.2015 01:15:00 | 138.676 | \$ 3025.8 |
| 1820 | Sell | 13.01.2015 23:30:00 | 138.829 | 0.16 | 14.01.2015 01:15:00 | 138.666 | \$ 2350.2 |
| 1823 | Sell | 14.01.2015 21:30:00 | 138.226 | 0.16 | 14.01.2015 22:01:00 | 138.183 | \$ 466.84 |
| 1827 | Sell | 14.01.2015 22:20:00 | 138.353 | 0.16 | 15.01.2015 00:15:00 | 138.242 | \$ 1447.6 |
| 1826 | Sell | 14.01.2015 22:15:00 | 138.264 | 0.16 | 15.01.2015 00:15:00 | 138.249 | \$ -88.26 |
| 1825 | Sell | 14.01.2015 22:10:00 | 138.233 | 0.16 | 15.01.2015 00:15:00 | 138.236 | \$ -376.23 |
| 1824 | Sell | 14.01.2015 22:05:00 | 138.212 | 0.16 | 15.01.2015 00:15:00 | 138.242 | \$ -808.18 |
| 1830 | Buy | 19.01.2015 00:40:00 | 135.688 | 0.16 | 19.01.2015 01:45:00 | 135.886 | \$ 2950.9 |
| 1829 | Buy | 19.01.2015 00:35:00 | 135.709 | 0.16 | 19.01.2015 01:45:00 | 135.878 | \$ 2486.88 |
| 1828 | Buy | 19.01.2015 00:30:00 | 135.726 | 0.16 | 19.01.2015 01:45:00 | 135.888 | \$ 2374.83 |
| 1831 | Buy | 19.01.2015 23:05:00 | 136.427 | 0.16 | 19.01.2015 23:50:00 | 136.458 | \$ 277.71 |
| 1832 | Buy | 21.01.2015 02:00:00 | 137.002 | 0.16 | 21.01.2015 07:55:00 | 136.397 | \$ -9899.2 |
| 1833 | Sell | 21.01.2015 22:00:00 | 136.707 | 0.16 | 21.01.2015 23:09:00 | 136.63 | \$ 1013.25 |
| 1834 | Sell | 22.01.2015 00:00:00 | 136.942 | 0.16 | 22.01.2015 03:10:00 | 136.808 | \$ 1924.89 |
| 1836 | Sell | 22.01.2015 22:05:00 | 134.766 | 0.16 | 22.01.2015 22:42:00 | 134.743 | \$ 152.37 |
| 1835 | Sell | 22.01.2015 21:50:00 | 134.719 | 0.16 | 22.01.2015 23:05:00 | 134.5 | \$ 3288.45 |
| 1838 | Sell | 23.01.2015 00:35:00 | 134.835 | 0.16 | 23.01.2015 02:04:00 | 134.802 | \$ 312.27 |
| 1839 | Sell | 23.01.2015 01:00:00 | 134.863 | 0.16 | 23.01.2015 02:04:00 | 134.794 | \$ 888.2 |
| 1840 | Sell | 23.01.2015 01:20:00 | 134.974 | 0.16 | 23.01.2015 02:04:00 | 134.803 | \$ 2520.04 |
| 1837 | Sell | 23.01.2015 00:30:00 | 134.744 | 0.16 | 23.01.2015 02:22:00 | 134.704 | \$ 424.41 |
| 1844 | Buy | 26.01.2015 23:20:00 | 133.187 | 0.16 | 27.01.2015 01:35:00 | 133.336 | \$ 2098.41 |
| 1843 | Buy | 26.01.2015 23:15:00 | 133.317 | 0.16 | 27.01.2015 01:35:00 | 133.323 | \$ -189.77 |
| 1842 | Buy | 26.01.2015 23:05:00 | 133.333 | 0.16 | 27.01.2015 01:35:00 | 133.333 | \$ -285.81 |
| 1841 | Buy | 26.01.2015 22:20:00 | 133.391 | 0.16 | 27.01.2015 01:35:00 | 133.326 | \$ -1325.9 |
| 1845 | Buy | 28.01.2015 01:00:00 | 133.901 | 0.16 | 28.01.2015 02:12:00 | 133.937 | \$ 361.75 |
| 1846 | Buy | 28.01.2015 01:10:00 | 133.886 | 0.16 | 28.01.2015 02:12:00 | 133.924 | \$ 393.79 |
| 1847 | Buy | 28.01.2015 01:20:00 | 133.878 | 0.16 | 28.01.2015 02:12:00 | 133.939 | \$ 761.81 |
| 1851 | Sell | 29.01.2015 02:15:00 | 132.871 | 0.16 | 29.01.2015 07:15:00 | 132.764 | \$ 1499.42 |
| 1850 | Sell | 29.01.2015 02:10:00 | 132.832 | 0.16 | 29.01.2015 07:15:00 | 132.772 | \$ 747.47 |
| 1849 | Sell | 29.01.2015 02:05:00 | 132.776 | 0.16 | 29.01.2015 07:15:00 | 132.774 | \$ -180.46 |
| 1848 | Sell | 29.01.2015 02:00:00 | 132.672 | 0.16 | 29.01.2015 07:15:00 | 132.77 | \$ -1780.28 |
| 1852 | Buy | 30.01.2015 00:00:00 | 133.86 | 0.16 | 30.01.2015 00:40:00 | 134.002 | \$ 2057.82 |
| 1853 | Buy | 30.01.2015 02:30:00 | 133.878 | 0.16 | 30.01.2015 06:10:00 | 133.741 | \$ -2406.2 |
| 1854 | Buy | 03.02.2015 22:45:00 | 134.91 | 0.16 | 03.02.2015 23:49:00 | 134.939 | \$ 248.15 |
| 1856 | Buy | 04.02.2015 00:55:00 | 134.822 | 0.16 | 04.02.2015 01:57:00 | 134.842 | \$ 104.29 |
| 1857 | Buy | 04.02.2015 01:00:00 | 134.779 | 0.16 | 04.02.2015 01:57:00 | 134.837 | \$ 712.36 |
| 1858 | Buy | 04.02.2015 01:20:00 | 134.754 | 0.16 | 04.02.2015 01:57:00 | 134.832 | \$ 1032.41 |
| 1855 | Buy | 03.02.2015 23:55:00 | 134.868 | 0.16 | 04.02.2015 02:45:00 | 135.04 | \$ 2463.74 |
| 1859 | Sell | 04.02.2015 22:30:00 | 134.153 | 0.16 | 04.02.2015 22:45:00 | 133.78 | \$ 5753.34 |
| 1860 | Sell | 05.02.2015 02:30:00 | 133.042 | 0.16 | 05.02.2015 02:47:00 | 132.995 | \$ 539.14 |
| 1864 | Buy | 06.02.2015 01:30:00 | 134.72 | 0.16 | 06.02.2015 07:00:00 | 134.641 | \$ -1479.56 |
| 1863 | Buy | 06.02.2015 01:20:00 | 134.754 | 0.16 | 06.02.2015 07:00:00 | 134.648 | \$ -1911.61 |
| 1862 | Buy | 06.02.2015 01:15:00 | 134.786 | 0.16 | 06.02.2015 07:00:00 | 134.642 | \$ -2519.64 |
| 1861 | Buy | 06.02.2015 00:45:00 | 134.826 | 0.16 | 06.02.2015 07:00:00 | 134.643 | \$ -3143.71 |
| 1865 | Buy | 12.02.2015 01:30:00 | 135.904 | 0.16 | 12.02.2015 01:50:00 | 135.933 | \$ 246.57 |
| 1867 | Buy | 12.02.2015 02:05:00 | 135.865 | 0.16 | 12.02.2015 02:23:00 | 135.916 | \$ 598.63 |
| 1866 | Buy | 12.02.2015 01:55:00 | 135.94 | 0.16 | 12.02.2015 05:00:00 | 135.988 | \$ 550.48 |
| 1871 | Sell | 13.02.2015 00:15:00 | 135.834 | 0.16 | 13.02.2015 01:30:00 | 135.675 | \$ 2326.66 |
| 1870 | Sell | 13.02.2015 00:00:00 | 135.804 | 0.16 | 13.02.2015 01:30:00 | 135.663 | \$ 2038.7 |
| 1869 | Sell | 12.02.2015 23:15:00 | 135.741 | 0.16 | 13.02.2015 01:30:00 | 135.681 | \$ 707.13 |
| 1868 | Sell | 12.02.2015 22:25:00 | 135.693 | 0.16 | 13.02.2015 01:30:00 | 135.679 | \$ -28.8 |
| 1873 | Sell | 17.02.2015 00:00:00 | 134.51 | 0.16 | 17.02.2015 01:05:00 | 134.368 | \$ 2056.79 |
| 1872 | Sell | 16.02.2015 23:30:00 | 134.444 | 0.16 | 17.02.2015 01:05:00 | 134.372 | \$ 901.19 |
| 1877 | Buy | 18.02.2015 01:15:00 | 135.95 | 0.16 | 18.02.2015 08:40:00 | 135.94 | \$ -377.52 |
| 1876 | Buy | 18.02.2015 00:50:00 | 136.009 | 0.16 | 18.02.2015 08:40:00 | 135.947 | \$ -1209.61 |
| 1875 | Buy | 18.02.2015 00:15:00 | 136.053 | 0.16 | 18.02.2015 08:40:00 | 135.95 | \$ -1865.67 |
| 1874 | Buy | 18.02.2015 00:00:00 | 136.069 | 0.16 | 18.02.2015 08:40:00 | 135.94 | \$ -2281.7 |
| 1878 | Sell | 18.02.2015 23:40:00 | 135.367 | 0.16 | 19.02.2015 00:11:00 | 135.355 | \$ -131.62 |

| | | | | | | | |
|------|------|---------------------|---------|------|---------------------|---------|-------------|
| 1879 | Buy | 23.02.2015 02:30:00 | 135.362 | 0.16 | 23.02.2015 04:15:00 | 135.558 | \$ 2919.41 |
| 1880 | Sell | 26.02.2015 23:00:00 | 133.811 | 0.16 | 27.02.2015 00:20:00 | 133.656 | \$ 2230.22 |
| 1881 | Sell | 04.03.2015 22:40:00 | 132.611 | 0.16 | 05.03.2015 00:00:00 | 132.559 | \$ 512.79 |
| 1882 | Sell | 09.03.2015 02:30:00 | 130.93 | 0.16 | 09.03.2015 05:05:00 | 130.888 | \$ 462.5 |
| 1883 | Sell | 12.03.2015 01:45:00 | 128.145 | 0.16 | 12.03.2015 05:15:00 | 127.957 | \$ 2802.96 |
| 1884 | Buy | 12.03.2015 22:00:00 | 128.644 | 0.16 | 12.03.2015 23:00:00 | 128.87 | \$ 3410.18 |
| 1887 | Sell | 16.03.2015 01:40:00 | 127.508 | 0.16 | 16.03.2015 02:45:00 | 127.191 | \$ 4867.98 |
| 1886 | Sell | 16.03.2015 01:30:00 | 127.485 | 0.16 | 16.03.2015 02:45:00 | 127.188 | \$ 4548.03 |
| 1885 | Sell | 16.03.2015 01:10:00 | 127.361 | 0.16 | 16.03.2015 02:45:00 | 127.184 | \$ 2628.22 |
| 1891 | Buy | 16.03.2015 23:20:00 | 128.269 | 0.16 | 17.03.2015 02:10:00 | 128.295 | \$ 138.28 |
| 1890 | Buy | 16.03.2015 23:10:00 | 128.293 | 0.16 | 17.03.2015 02:10:00 | 128.299 | \$ -181.73 |
| 1889 | Buy | 16.03.2015 23:05:00 | 128.319 | 0.16 | 17.03.2015 02:10:00 | 128.294 | \$ -677.78 |
| 1888 | Buy | 16.03.2015 23:00:00 | 128.376 | 0.16 | 17.03.2015 02:10:00 | 128.305 | \$ -1413.87 |
| 1892 | Sell | 18.03.2015 21:25:00 | 129.88 | 0.16 | 18.03.2015 21:30:00 | 129.762 | \$ 1680.18 |
| 1893 | Sell | 18.03.2015 21:35:00 | 130.028 | 0.16 | 18.03.2015 21:44:00 | 129.942 | \$ 1167.96 |
| 1894 | Sell | 18.03.2015 21:45:00 | 129.888 | 0.16 | 18.03.2015 22:02:00 | 129.705 | \$ 2720.16 |
| 1898 | Sell | 20.03.2015 01:30:00 | 128.857 | 0.16 | 20.03.2015 03:55:00 | 128.75 | \$ 1505.84 |
| 1897 | Sell | 19.03.2015 23:00:00 | 128.735 | 0.16 | 20.03.2015 03:55:00 | 128.743 | \$ -369.67 |
| 1896 | Sell | 19.03.2015 22:05:00 | 128.682 | 0.16 | 20.03.2015 03:55:00 | 128.746 | \$ -1265.57 |
| 1895 | Sell | 19.03.2015 22:00:00 | 128.659 | 0.16 | 20.03.2015 03:55:00 | 128.743 | \$ -1585.55 |
| 1901 | Buy | 24.03.2015 00:35:00 | 131.005 | 0.16 | 24.03.2015 01:20:00 | 131.135 | \$ 1870.41 |
| 1900 | Buy | 24.03.2015 00:30:00 | 131.018 | 0.16 | 24.03.2015 01:20:00 | 131.139 | \$ 1726.39 |
| 1899 | Buy | 24.03.2015 00:25:00 | 131.036 | 0.16 | 24.03.2015 01:20:00 | 131.136 | \$ 1390.34 |
| 1902 | Buy | 24.03.2015 02:30:00 | 131.03 | 0.16 | 24.03.2015 03:40:00 | 131.05 | \$ 110.35 |
| 1903 | Sell | 27.03.2015 02:05:00 | 129.715 | 0.16 | 27.03.2015 07:30:00 | 129.751 | \$ -783.56 |
| 1907 | Sell | 31.03.2015 22:55:00 | 128.94 | 0.16 | 01.04.2015 04:00:00 | 128.722 | \$ 3246.02 |
| 1906 | Sell | 31.03.2015 22:50:00 | 128.909 | 0.16 | 01.04.2015 04:00:00 | 128.725 | \$ 2702.06 |
| 1905 | Sell | 31.03.2015 22:45:00 | 128.889 | 0.16 | 01.04.2015 04:00:00 | 128.727 | \$ 2350.08 |
| 1904 | Sell | 31.03.2015 21:40:00 | 128.88 | 0.16 | 01.04.2015 04:00:00 | 128.737 | \$ 2046.11 |
| 1909 | Buy | 02.04.2015 23:15:00 | 130.229 | 0.16 | 03.04.2015 00:25:00 | 130.326 | \$ 1271.17 |
| 1908 | Buy | 02.04.2015 22:35:00 | 130.278 | 0.16 | 03.04.2015 00:25:00 | 130.331 | \$ 567.07 |
| 1911 | Buy | 03.04.2015 01:20:00 | 130.187 | 0.16 | 03.04.2015 05:10:00 | 130.138 | \$ -992.31 |
| 1910 | Buy | 03.04.2015 01:05:00 | 130.225 | 0.16 | 03.04.2015 05:10:00 | 130.132 | \$ -1696.35 |
| 1915 | Buy | 07.04.2015 00:00:00 | 130.54 | 0.16 | 07.04.2015 02:40:00 | 130.706 | \$ 2447.13 |
| 1914 | Buy | 06.04.2015 23:55:00 | 130.566 | 0.16 | 07.04.2015 02:40:00 | 130.69 | \$ 1702.61 |
| 1913 | Buy | 06.04.2015 23:50:00 | 130.618 | 0.16 | 07.04.2015 02:40:00 | 130.7 | \$ 1030.55 |
| 1912 | Buy | 06.04.2015 22:30:00 | 130.624 | 0.16 | 07.04.2015 02:40:00 | 130.706 | \$ 1030.52 |
| 1919 | Sell | 10.04.2015 00:25:00 | 128.598 | 0.16 | 10.04.2015 08:20:00 | 128.675 | \$ -1437.75 |
| 1918 | Sell | 09.04.2015 23:40:00 | 128.568 | 0.16 | 10.04.2015 08:20:00 | 128.679 | \$ -2017.38 |
| 1917 | Sell | 09.04.2015 23:00:00 | 128.544 | 0.16 | 10.04.2015 08:20:00 | 128.674 | \$ -2321.35 |
| 1916 | Sell | 09.04.2015 22:35:00 | 128.49 | 0.16 | 10.04.2015 08:20:00 | 128.676 | \$ -3217.28 |
| 1921 | Sell | 13.04.2015 02:00:00 | 127.595 | 0.16 | 13.04.2015 03:10:00 | 127.431 | \$ 2419.86 |
| 1920 | Sell | 13.04.2015 01:30:00 | 127.555 | 0.16 | 13.04.2015 03:10:00 | 127.425 | \$ 1875.92 |
| 1922 | Buy | 14.04.2015 21:30:00 | 127.14 | 0.16 | 15.04.2015 05:10:00 | 127.226 | \$ 1100.09 |
| 1926 | Sell | 15.04.2015 22:30:00 | 127.196 | 0.16 | 16.04.2015 00:25:00 | 127.194 | \$ -278.57 |
| 1925 | Sell | 15.04.2015 22:25:00 | 127.17 | 0.16 | 16.04.2015 00:25:00 | 127.191 | \$ -646.53 |
| 1924 | Sell | 15.04.2015 22:20:00 | 127.074 | 0.16 | 16.04.2015 00:25:00 | 127.195 | \$ -2246.37 |
| 1923 | Sell | 15.04.2015 22:05:00 | 127.049 | 0.16 | 16.04.2015 00:25:00 | 127.18 | \$ -2406.33 |
| 1930 | Buy | 16.04.2015 23:50:00 | 128.081 | 0.16 | 17.04.2015 02:10:00 | 128.151 | \$ 842.59 |
| 1929 | Buy | 16.04.2015 23:45:00 | 128.109 | 0.16 | 17.04.2015 02:10:00 | 128.167 | \$ 650.55 |
| 1928 | Buy | 16.04.2015 23:35:00 | 128.124 | 0.16 | 17.04.2015 02:10:00 | 128.171 | \$ 474.52 |
| 1927 | Buy | 16.04.2015 23:30:00 | 128.148 | 0.16 | 17.04.2015 02:10:00 | 128.153 | \$ -197.52 |
| 1934 | Buy | 21.04.2015 23:50:00 | 128.403 | 0.16 | 22.04.2015 02:35:00 | 128.564 | \$ 2298.07 |
| 1933 | Buy | 21.04.2015 23:45:00 | 128.427 | 0.16 | 22.04.2015 02:35:00 | 128.562 | \$ 1882.05 |
| 1932 | Buy | 21.04.2015 23:40:00 | 128.437 | 0.16 | 22.04.2015 02:35:00 | 128.558 | \$ 1658.04 |
| 1931 | Buy | 21.04.2015 23:30:00 | 128.452 | 0.16 | 22.04.2015 02:35:00 | 128.551 | \$ 1306.02 |
| 1935 | Buy | 23.04.2015 22:00:00 | 129.36 | 0.16 | 23.04.2015 23:25:00 | 129.438 | \$ 1041.02 |
| 1936 | Sell | 27.04.2015 00:00:00 | 129.166 | 0.16 | 27.04.2015 05:00:00 | 129.191 | \$ -606.67 |
| 1937 | Buy | 28.04.2015 01:30:00 | 129.504 | 0.16 | 28.04.2015 08:40:00 | 129.605 | \$ 1408.8 |
| 1938 | Buy | 29.04.2015 02:30:00 | 130.378 | 0.16 | 29.04.2015 04:00:00 | 130.419 | \$ 447.41 |

| | | | | | | | |
|------|------|---------------------|---------|------|---------------------|---------|-------------|
| 1942 | Buy | 30.04.2015 02:10:00 | 132.29 | 0.16 | 30.04.2015 04:40:00 | 132.343 | \$ 636.32 |
| 1941 | Buy | 30.04.2015 01:45:00 | 132.332 | 0.16 | 30.04.2015 04:40:00 | 132.358 | \$ 204.28 |
| 1940 | Buy | 30.04.2015 01:25:00 | 132.343 | 0.16 | 30.04.2015 04:40:00 | 132.347 | \$ -147.74 |
| 1939 | Buy | 30.04.2015 01:15:00 | 132.356 | 0.16 | 30.04.2015 04:40:00 | 132.349 | \$ -323.78 |
| 1945 | Buy | 01.05.2015 00:55:00 | 133.906 | 0.16 | 01.05.2015 03:05:00 | 134.033 | \$ 1817.75 |
| 1944 | Buy | 01.05.2015 00:40:00 | 133.93 | 0.16 | 01.05.2015 03:05:00 | 134.039 | \$ 1529.73 |
| 1943 | Buy | 30.04.2015 23:10:00 | 133.943 | 0.16 | 01.05.2015 03:05:00 | 134.035 | \$ 1185.2 |
| 1946 | Buy | 05.05.2015 23:30:00 | 134.034 | 0.16 | 06.05.2015 00:45:00 | 134.087 | \$ 561.05 |
| 1947 | Buy | 07.05.2015 02:05:00 | 135.432 | 0.16 | 07.05.2015 06:52:00 | 135.505 | \$ 951.3 |
| 1948 | Buy | 07.05.2015 02:25:00 | 135.404 | 0.16 | 07.05.2015 06:52:00 | 135.513 | \$ 1527.36 |
| 1949 | Sell | 07.05.2015 21:35:00 | 135.054 | 0.16 | 07.05.2015 23:40:00 | 134.928 | \$ 1799.9 |
| 1953 | Buy | 12.05.2015 22:10:00 | 134.425 | 0.16 | 13.05.2015 00:10:00 | 134.475 | \$ 512.45 |
| 1952 | Buy | 12.05.2015 22:05:00 | 134.442 | 0.16 | 13.05.2015 00:10:00 | 134.476 | \$ 256.42 |
| 1951 | Buy | 12.05.2015 22:00:00 | 134.505 | 0.16 | 13.05.2015 00:10:00 | 134.476 | \$ -751.67 |
| 1950 | Buy | 12.05.2015 21:55:00 | 134.523 | 0.16 | 13.05.2015 00:10:00 | 134.473 | \$ -1087.72 |
| 1955 | Buy | 13.05.2015 22:40:00 | 135.159 | 0.16 | 14.05.2015 01:04:00 | 135.199 | \$ 206.32 |
| 1956 | Buy | 13.05.2015 22:45:00 | 135.136 | 0.16 | 14.05.2015 01:04:00 | 135.198 | \$ 558.35 |
| 1954 | Buy | 13.05.2015 21:30:00 | 135.204 | 0.16 | 14.05.2015 01:10:00 | 135.329 | \$ 1566.22 |
| 1959 | Sell | 19.05.2015 22:05:00 | 134.7 | 0.16 | 20.05.2015 00:30:00 | 134.505 | \$ 2868.79 |
| 1958 | Sell | 19.05.2015 21:30:00 | 134.658 | 0.16 | 20.05.2015 00:30:00 | 134.507 | \$ 2164.87 |
| 1957 | Sell | 19.05.2015 21:25:00 | 134.618 | 0.16 | 20.05.2015 00:30:00 | 134.501 | \$ 1620.94 |
| 1960 | Buy | 21.05.2015 23:00:00 | 134.483 | 0.16 | 22.05.2015 03:05:00 | 134.538 | \$ 592.36 |
| 1964 | Buy | 01.06.2015 02:25:00 | 136.132 | 0.16 | 01.06.2015 08:05:00 | 136.007 | \$ -2217.82 |
| 1963 | Buy | 01.06.2015 02:10:00 | 136.155 | 0.16 | 01.06.2015 08:05:00 | 136.0 | \$ -2697.85 |
| 1962 | Buy | 01.06.2015 02:05:00 | 136.174 | 0.16 | 01.06.2015 08:05:00 | 136.003 | \$ -2953.88 |
| 1961 | Buy | 01.06.2015 02:00:00 | 136.199 | 0.16 | 01.06.2015 08:05:00 | 136.008 | \$ -3273.93 |
| 1966 | Sell | 01.06.2015 22:05:00 | 136.514 | 0.16 | 01.06.2015 23:00:00 | 136.321 | \$ 2869.57 |
| 1965 | Sell | 01.06.2015 22:00:00 | 136.493 | 0.16 | 01.06.2015 23:00:00 | 136.325 | \$ 2469.61 |
| 1967 | Buy | 02.06.2015 01:00:00 | 136.245 | 0.16 | 02.06.2015 03:55:00 | 136.415 | \$ 2502.0 |
| 1968 | Buy | 02.06.2015 22:30:00 | 138.31 | 0.16 | 03.06.2015 00:05:00 | 138.394 | \$ 1050.21 |
| 1970 | Buy | 03.06.2015 02:20:00 | 138.316 | 0.16 | 03.06.2015 04:40:00 | 138.416 | \$ 1378.71 |
| 1969 | Buy | 03.06.2015 02:15:00 | 138.324 | 0.16 | 03.06.2015 04:40:00 | 138.405 | \$ 1074.68 |
| 1971 | Buy | 04.06.2015 01:20:00 | 139.957 | 0.16 | 04.06.2015 02:05:00 | 140.089 | \$ 1888.07 |
| 1973 | Buy | 04.06.2015 21:30:00 | 139.743 | 0.16 | 04.06.2015 22:18:00 | 139.774 | \$ 272.42 |
| 1975 | Buy | 05.06.2015 02:00:00 | 139.422 | 0.16 | 05.06.2015 03:36:00 | 139.48 | \$ 704.92 |
| 1976 | Buy | 05.06.2015 02:05:00 | 139.24 | 0.16 | 05.06.2015 03:36:00 | 139.468 | \$ 3425.22 |
| 1974 | Buy | 04.06.2015 22:20:00 | 139.736 | 0.16 | 05.06.2015 07:15:00 | 139.646 | \$ -1736.05 |
| 1972 | Buy | 04.06.2015 21:25:00 | 139.864 | 0.16 | 05.06.2015 07:15:00 | 139.654 | \$ -3656.27 |
| 1978 | Buy | 08.06.2015 22:55:00 | 140.357 | 0.16 | 08.06.2015 23:35:00 | 140.582 | \$ 3375.42 |
| 1977 | Buy | 08.06.2015 22:30:00 | 140.383 | 0.16 | 08.06.2015 23:35:00 | 140.59 | \$ 3087.38 |
| 1979 | Sell | 09.06.2015 21:25:00 | 140.388 | 0.16 | 09.06.2015 22:35:00 | 140.209 | \$ 2639.39 |
| 1983 | Sell | 11.06.2015 02:00:00 | 139.029 | 0.16 | 11.06.2015 04:10:00 | 138.937 | \$ 1249.54 |
| 1982 | Sell | 10.06.2015 22:25:00 | 138.946 | 0.16 | 11.06.2015 04:10:00 | 138.932 | \$ -105.35 |
| 1981 | Sell | 10.06.2015 22:10:00 | 138.876 | 0.16 | 11.06.2015 04:10:00 | 138.935 | \$ -1273.25 |
| 1980 | Sell | 10.06.2015 21:45:00 | 138.847 | 0.16 | 11.06.2015 04:10:00 | 138.923 | \$ -1545.19 |
| 1984 | Sell | 11.06.2015 23:00:00 | 139.085 | 0.16 | 12.06.2015 00:00:00 | 138.924 | \$ 2317.79 |
| 1986 | Buy | 15.06.2015 00:35:00 | 138.308 | 0.16 | 15.06.2015 02:39:00 | 138.316 | \$ -93.28 |
| 1987 | Buy | 15.06.2015 00:50:00 | 138.245 | 0.16 | 15.06.2015 02:39:00 | 138.327 | \$ 1090.82 |
| 1988 | Buy | 15.06.2015 00:55:00 | 138.129 | 0.16 | 15.06.2015 02:39:00 | 138.326 | \$ 2931.01 |
| 1985 | Buy | 15.06.2015 00:30:00 | 138.358 | 0.16 | 15.06.2015 03:05:00 | 138.479 | \$ 1714.64 |
| 1989 | Sell | 16.06.2015 22:30:00 | 138.788 | 0.16 | 17.06.2015 08:35:00 | 139.09 | \$ -5089.73 |
| 1990 | Buy | 19.06.2015 00:00:00 | 139.659 | 0.16 | 19.06.2015 01:10:00 | 139.707 | \$ 544.54 |
| 1991 | Sell | 22.06.2015 00:30:00 | 139.781 | 0.16 | 22.06.2015 02:26:00 | 139.552 | \$ 3440.36 |
| 1992 | Sell | 22.06.2015 00:35:00 | 139.824 | 0.16 | 22.06.2015 02:26:00 | 139.548 | \$ 4192.29 |
| 1995 | Buy | 22.06.2015 22:20:00 | 139.795 | 0.16 | 23.06.2015 01:35:00 | 139.941 | \$ 2039.84 |
| 1994 | Buy | 22.06.2015 22:00:00 | 139.875 | 0.16 | 23.06.2015 01:35:00 | 139.95 | \$ 903.72 |
| 1993 | Buy | 22.06.2015 21:50:00 | 139.956 | 0.16 | 23.06.2015 01:35:00 | 139.951 | \$ -376.41 |
| 1996 | Sell | 23.06.2015 22:05:00 | 138.476 | 0.16 | 23.06.2015 23:00:00 | 138.363 | \$ 1586.44 |
| 1997 | Sell | 23.06.2015 22:10:00 | 138.5 | 0.16 | 23.06.2015 23:00:00 | 138.376 | \$ 1762.38 |
| 1998 | Sell | 24.06.2015 02:00:00 | 138.432 | 0.16 | 24.06.2015 04:00:00 | 138.313 | \$ 1682.51 |

| | | | | | | | |
|------|------|---------------------|---------|------|---------------------|---------|-------------|
| 2002 | Buy | 30.06.2015 01:25:00 | 137.57 | 0.16 | 30.06.2015 02:55:00 | 137.644 | \$ 963.89 |
| 2001 | Buy | 30.06.2015 01:10:00 | 137.59 | 0.16 | 30.06.2015 02:55:00 | 137.632 | \$ 451.85 |
| 2000 | Buy | 30.06.2015 01:05:00 | 137.616 | 0.16 | 30.06.2015 02:55:00 | 137.638 | \$ 131.81 |
| 1999 | Buy | 30.06.2015 01:00:00 | 137.646 | 0.16 | 30.06.2015 02:55:00 | 137.647 | \$ -204.22 |
| 2003 | Sell | 01.07.2015 00:00:00 | 136.525 | 0.16 | 01.07.2015 01:55:00 | 136.283 | \$ 3653.56 |
| 2004 | Buy | 01.07.2015 21:30:00 | 136.045 | 0.16 | 01.07.2015 23:05:00 | 136.164 | \$ 1686.32 |
| 2005 | Buy | 02.07.2015 21:25:00 | 136.41 | 0.16 | 02.07.2015 22:35:00 | 136.477 | \$ 853.73 |
| 2009 | Buy | 06.07.2015 21:40:00 | 135.164 | 0.16 | 07.07.2015 01:40:00 | 135.542 | \$ 5759.25 |
| 2008 | Buy | 06.07.2015 21:35:00 | 135.248 | 0.16 | 07.07.2015 01:40:00 | 135.543 | \$ 4431.13 |
| 2007 | Buy | 06.07.2015 21:30:00 | 135.325 | 0.16 | 07.07.2015 01:40:00 | 135.545 | \$ 3231.01 |
| 2006 | Buy | 06.07.2015 21:25:00 | 135.34 | 0.16 | 07.07.2015 01:40:00 | 135.542 | \$ 2942.98 |
| 2013 | Sell | 07.07.2015 21:55:00 | 134.406 | 0.16 | 08.07.2015 00:25:00 | 134.614 | \$ -3578.72 |
| 2012 | Sell | 07.07.2015 21:50:00 | 134.326 | 0.16 | 08.07.2015 00:25:00 | 134.62 | \$ -4954.62 |
| 2011 | Sell | 07.07.2015 21:45:00 | 134.239 | 0.16 | 08.07.2015 00:25:00 | 134.625 | \$ -6426.47 |
| 2010 | Sell | 07.07.2015 21:40:00 | 134.177 | 0.16 | 08.07.2015 00:25:00 | 134.625 | \$ -7418.37 |
| 2014 | Sell | 08.07.2015 02:30:00 | 134.864 | 0.16 | 08.07.2015 03:25:00 | 134.623 | \$ 3640.2 |
| 2018 | Sell | 08.07.2015 23:40:00 | 133.772 | 0.16 | 09.07.2015 00:55:00 | 133.572 | \$ 2878.92 |
| 2017 | Sell | 08.07.2015 23:35:00 | 133.746 | 0.16 | 09.07.2015 00:55:00 | 133.566 | \$ 2558.97 |
| 2016 | Sell | 08.07.2015 23:30:00 | 133.705 | 0.16 | 09.07.2015 00:55:00 | 133.577 | \$ 1727.03 |
| 2015 | Sell | 08.07.2015 23:15:00 | 133.692 | 0.16 | 09.07.2015 00:55:00 | 133.571 | \$ 1615.04 |
| 2022 | Sell | 09.07.2015 02:30:00 | 133.759 | 0.16 | 09.07.2015 03:40:00 | 133.494 | \$ 4025.97 |
| 2021 | Sell | 09.07.2015 02:15:00 | 133.721 | 0.16 | 09.07.2015 03:40:00 | 133.49 | \$ 3482.03 |
| 2020 | Sell | 09.07.2015 02:05:00 | 133.698 | 0.16 | 09.07.2015 03:40:00 | 133.5 | \$ 2954.09 |
| 2019 | Sell | 09.07.2015 02:00:00 | 133.645 | 0.16 | 09.07.2015 03:40:00 | 133.495 | \$ 2186.16 |
| 2026 | Sell | 10.07.2015 00:00:00 | 133.895 | 0.16 | 10.07.2015 03:05:00 | 134.346 | \$ -7430.22 |
| 2025 | Sell | 09.07.2015 23:35:00 | 133.839 | 0.16 | 10.07.2015 03:05:00 | 134.361 | \$ -8601.83 |
| 2024 | Sell | 09.07.2015 23:15:00 | 133.803 | 0.16 | 10.07.2015 03:05:00 | 134.353 | \$ -9049.77 |
| 2023 | Sell | 09.07.2015 22:45:00 | 133.785 | 0.16 | 10.07.2015 03:05:00 | 134.361 | \$ -9465.73 |
| 2027 | Buy | 13.07.2015 00:30:00 | 136.08 | 0.16 | 13.07.2015 01:28:00 | 136.477 | \$ 6134.28 |
| 2028 | Buy | 13.07.2015 02:00:00 | 136.194 | 0.16 | 13.07.2015 02:12:00 | 136.344 | \$ 2182.08 |
| 2029 | Buy | 13.07.2015 02:05:00 | 136.172 | 0.16 | 13.07.2015 02:12:00 | 136.343 | \$ 2518.12 |
| 2030 | Sell | 14.07.2015 02:00:00 | 136.014 | 0.16 | 14.07.2015 02:42:00 | 135.923 | \$ 1238.36 |
| 2031 | Buy | 15.07.2015 22:30:00 | 135.385 | 0.16 | 15.07.2015 23:26:00 | 135.478 | \$ 1271.4 |
| 2032 | Sell | 16.07.2015 02:00:00 | 135.832 | 0.16 | 16.07.2015 03:25:00 | 135.421 | \$ 6358.66 |
| 2033 | Sell | 20.07.2015 01:30:00 | 134.547 | 0.16 | 20.07.2015 02:55:00 | 134.451 | \$ 1320.72 |
| 2035 | Buy | 21.07.2015 00:00:00 | 134.516 | 0.16 | 21.07.2015 02:05:00 | 134.642 | \$ 1800.79 |
| 2034 | Buy | 20.07.2015 22:00:00 | 134.585 | 0.16 | 21.07.2015 02:05:00 | 134.653 | \$ 800.19 |
| 2038 | Buy | 22.07.2015 02:15:00 | 135.437 | 0.16 | 22.07.2015 03:05:00 | 135.538 | \$ 1399.32 |
| 2037 | Buy | 22.07.2015 00:00:00 | 135.456 | 0.16 | 22.07.2015 03:05:00 | 135.553 | \$ 1335.27 |
| 2036 | Buy | 21.07.2015 23:00:00 | 135.531 | 0.16 | 22.07.2015 03:05:00 | 135.543 | \$ -97.32 |
| 2040 | Sell | 23.07.2015 00:00:00 | 135.457 | 0.16 | 23.07.2015 07:15:00 | 135.648 | \$ -3272.74 |
| 2039 | Sell | 22.07.2015 21:30:00 | 135.358 | 0.16 | 23.07.2015 07:15:00 | 135.645 | \$ -4915.62 |
| 2041 | Buy | 28.07.2015 00:00:00 | 136.668 | 0.16 | 28.07.2015 02:55:00 | 136.714 | \$ 517.34 |
| 2042 | Sell | 31.07.2015 01:00:00 | 135.767 | 0.16 | 31.07.2015 02:55:00 | 135.71 | \$ 694.75 |
| 2043 | Buy | 03.08.2015 00:10:00 | 135.92 | 0.16 | 03.08.2015 01:22:00 | 135.991 | \$ 918.54 |
| 2044 | Buy | 04.08.2015 21:25:00 | 135.422 | 0.16 | 05.08.2015 07:30:00 | 135.157 | \$ -4529.14 |
| 2045 | Buy | 04.08.2015 21:35:00 | 135.397 | 0.16 | 05.08.2015 07:35:00 | 135.176 | \$ -3825.12 |
| 2046 | Buy | 04.08.2015 21:40:00 | 135.384 | 0.16 | 05.08.2015 07:45:00 | 135.157 | \$ -3921.09 |
| 2047 | Buy | 04.08.2015 22:25:00 | 135.375 | 0.16 | 05.08.2015 08:05:00 | 135.206 | \$ -2993.06 |
| 2048 | Buy | 06.08.2015 02:05:00 | 136.044 | 0.16 | 06.08.2015 03:05:00 | 136.165 | \$ 1718.32 |
| 2049 | Sell | 10.08.2015 01:30:00 | 136.322 | 0.16 | 10.08.2015 04:05:00 | 136.232 | \$ 1221.89 |
| 2051 | Sell | 13.08.2015 23:15:00 | 138.83 | 0.16 | 14.08.2015 02:57:00 | 138.812 | \$ 30.18 |
| 2050 | Sell | 13.08.2015 23:00:00 | 138.736 | 0.16 | 14.08.2015 04:40:00 | 138.695 | \$ 398.33 |
| 2052 | Buy | 24.08.2015 02:00:00 | 138.454 | 0.16 | 24.08.2015 02:46:00 | 138.568 | \$ 1602.49 |
| 2053 | Buy | 24.08.2015 02:05:00 | 138.418 | 0.16 | 24.08.2015 02:46:00 | 138.566 | \$ 2146.55 |
| 2054 | Buy | 24.08.2015 02:10:00 | 138.26 | 0.16 | 24.08.2015 02:46:00 | 138.551 | \$ 4434.8 |
| 2055 | Buy | 24.08.2015 02:15:00 | 138.198 | 0.16 | 24.08.2015 02:46:00 | 138.551 | \$ 5426.9 |
| 2056 | Sell | 25.08.2015 02:30:00 | 137.505 | 0.16 | 25.08.2015 03:21:00 | 137.467 | \$ 387.99 |
| 2060 | Sell | 26.08.2015 00:30:00 | 137.191 | 0.16 | 26.08.2015 01:02:00 | 137.052 | \$ 2004.48 |
| 2059 | Sell | 26.08.2015 00:25:00 | 137.05 | 0.16 | 26.08.2015 02:25:00 | 136.921 | \$ 1844.73 |

| | | | | | | | |
|------|------|---------------------|---------|------|---------------------|---------|-------------|
| 2058 | Sell | 26.08.2015 00:20:00 | 137.018 | 0.16 | 26.08.2015 02:25:00 | 136.91 | \$ 1508.78 |
| 2057 | Sell | 26.08.2015 00:15:00 | 136.966 | 0.16 | 26.08.2015 02:25:00 | 136.911 | \$ 660.87 |
| 2061 | Sell | 26.08.2015 23:00:00 | 135.92 | 0.16 | 26.08.2015 23:43:00 | 135.65 | \$ 4102.52 |
| 2064 | Sell | 27.08.2015 00:50:00 | 136.038 | 0.16 | 27.08.2015 01:09:00 | 136.025 | \$ -9.67 |
| 2066 | Sell | 27.08.2015 01:25:00 | 136.099 | 0.16 | 27.08.2015 03:15:00 | 136.002 | \$ 1334.22 |
| 2065 | Sell | 27.08.2015 01:20:00 | 136.093 | 0.16 | 27.08.2015 03:15:00 | 136.002 | \$ 1238.26 |
| 2063 | Sell | 27.08.2015 00:45:00 | 136.018 | 0.16 | 27.08.2015 03:15:00 | 136.001 | \$ 54.36 |
| 2062 | Sell | 27.08.2015 00:35:00 | 135.912 | 0.16 | 27.08.2015 03:15:00 | 135.998 | \$ -1593.45 |
| 2067 | Sell | 31.08.2015 02:30:00 | 135.95 | 0.16 | 31.08.2015 06:40:00 | 136.014 | \$ -1241.53 |
| 2068 | Sell | 02.09.2015 02:30:00 | 135.232 | 0.16 | 02.09.2015 05:45:00 | 135.297 | \$ -1256.36 |
| 2069 | Sell | 02.09.2015 21:30:00 | 135.154 | 0.16 | 02.09.2015 22:30:00 | 135.001 | \$ 2231.75 |
| 2070 | Sell | 03.09.2015 01:30:00 | 135.272 | 0.16 | 03.09.2015 03:25:00 | 135.137 | \$ 1943.56 |
| 2071 | Sell | 03.09.2015 21:30:00 | 133.548 | 0.16 | 03.09.2015 22:08:00 | 133.462 | \$ 1162.3 |
| 2072 | Sell | 03.09.2015 21:35:00 | 133.577 | 0.16 | 03.09.2015 22:08:00 | 133.464 | \$ 1594.28 |
| 2076 | Sell | 04.09.2015 02:00:00 | 133.645 | 0.16 | 04.09.2015 02:55:00 | 133.521 | \$ 1770.16 |
| 2075 | Sell | 04.09.2015 00:15:00 | 133.595 | 0.16 | 04.09.2015 02:55:00 | 133.521 | \$ 970.24 |
| 2074 | Sell | 03.09.2015 23:55:00 | 133.574 | 0.16 | 04.09.2015 02:55:00 | 133.515 | \$ 694.61 |
| 2073 | Sell | 03.09.2015 23:10:00 | 133.545 | 0.16 | 04.09.2015 02:55:00 | 133.535 | \$ -89.35 |
| 2078 | Sell | 07.09.2015 02:20:00 | 132.887 | 0.16 | 07.09.2015 02:53:00 | 132.862 | \$ 187.37 |
| 2077 | Sell | 07.09.2015 02:00:00 | 132.823 | 0.16 | 07.09.2015 07:30:00 | 132.968 | \$ -2532.53 |
| 2079 | Buy | 10.09.2015 01:30:00 | 134.92 | 0.16 | 10.09.2015 03:25:00 | 135.083 | \$ 2392.12 |
| 2083 | Sell | 14.09.2015 22:55:00 | 136.003 | 0.16 | 15.09.2015 06:10:00 | 136.092 | \$ -1677.29 |
| 2082 | Sell | 14.09.2015 22:50:00 | 135.968 | 0.16 | 15.09.2015 06:10:00 | 136.084 | \$ -2109.23 |
| 2081 | Sell | 14.09.2015 22:35:00 | 135.944 | 0.16 | 15.09.2015 06:10:00 | 136.077 | \$ -2381.19 |
| 2080 | Sell | 14.09.2015 22:30:00 | 135.921 | 0.16 | 15.09.2015 06:10:00 | 136.079 | \$ -2781.17 |
| 2085 | Sell | 15.09.2015 21:45:00 | 135.867 | 0.16 | 15.09.2015 22:55:00 | 135.637 | \$ 3462.59 |
| 2084 | Sell | 15.09.2015 21:40:00 | 135.84 | 0.16 | 15.09.2015 22:55:00 | 135.635 | \$ 3062.66 |
| 2089 | Buy | 16.09.2015 21:55:00 | 136.092 | 0.16 | 17.09.2015 00:10:00 | 136.136 | \$ 268.8 |
| 2088 | Buy | 16.09.2015 21:40:00 | 136.137 | 0.16 | 17.09.2015 00:10:00 | 136.138 | \$ -419.24 |
| 2087 | Buy | 16.09.2015 21:35:00 | 136.171 | 0.16 | 17.09.2015 00:10:00 | 136.129 | \$ -1107.3 |
| 2086 | Buy | 16.09.2015 21:30:00 | 136.188 | 0.16 | 17.09.2015 00:10:00 | 136.138 | \$ -1235.33 |
| 2090 | Buy | 18.09.2015 02:30:00 | 136.992 | 0.16 | 18.09.2015 11:15:00 | 136.694 | \$ -4987.18 |
| 2094 | Sell | 22.09.2015 22:35:00 | 133.728 | 0.16 | 23.09.2015 00:00:00 | 133.576 | \$ 2182.36 |
| 2093 | Sell | 22.09.2015 22:05:00 | 133.706 | 0.16 | 23.09.2015 00:00:00 | 133.567 | \$ 1974.4 |
| 2092 | Sell | 22.09.2015 21:40:00 | 133.649 | 0.16 | 23.09.2015 00:00:00 | 133.57 | \$ 1014.48 |
| 2091 | Sell | 22.09.2015 21:35:00 | 133.568 | 0.16 | 23.09.2015 00:00:00 | 133.569 | \$ -265.4 |
| 2097 | Buy | 25.09.2015 00:40:00 | 134.338 | 0.16 | 25.09.2015 01:37:00 | 134.363 | \$ 185.07 |
| 2098 | Buy | 25.09.2015 01:45:00 | 134.309 | 0.16 | 25.09.2015 02:31:00 | 134.331 | \$ 137.12 |
| 2096 | Buy | 25.09.2015 00:35:00 | 134.384 | 0.16 | 25.09.2015 03:10:00 | 134.514 | \$ 1864.97 |
| 2095 | Buy | 25.09.2015 00:30:00 | 134.5 | 0.16 | 25.09.2015 03:10:00 | 134.527 | \$ 216.79 |
| 2100 | Buy | 28.09.2015 00:55:00 | 134.81 | 0.16 | 28.09.2015 02:00:00 | 134.843 | \$ 312.3 |
| 2099 | Buy | 28.09.2015 00:30:00 | 134.852 | 0.16 | 28.09.2015 10:35:00 | 134.485 | \$ -6087.77 |
| 2104 | Sell | 28.09.2015 23:35:00 | 134.84 | 0.16 | 29.09.2015 01:45:00 | 134.689 | \$ 2164.56 |
| 2103 | Sell | 28.09.2015 23:30:00 | 134.82 | 0.16 | 29.09.2015 01:45:00 | 134.688 | \$ 1860.61 |
| 2102 | Sell | 28.09.2015 23:25:00 | 134.791 | 0.16 | 29.09.2015 01:45:00 | 134.692 | \$ 1332.66 |
| 2101 | Sell | 28.09.2015 23:00:00 | 134.765 | 0.16 | 29.09.2015 01:45:00 | 134.696 | \$ 852.69 |
| 2106 | Sell | 30.09.2015 23:00:00 | 134.041 | 0.16 | 01.10.2015 00:10:00 | 133.916 | \$ 1678.48 |
| 2105 | Sell | 30.09.2015 21:30:00 | 134.017 | 0.16 | 01.10.2015 00:10:00 | 133.919 | \$ 1246.52 |
| 2108 | Sell | 01.10.2015 21:30:00 | 134.173 | 0.16 | 02.10.2015 02:40:00 | 134.098 | \$ 949.63 |
| 2107 | Sell | 01.10.2015 21:25:00 | 134.16 | 0.16 | 02.10.2015 02:40:00 | 134.088 | \$ 901.67 |
| 2110 | Buy | 05.10.2015 01:30:00 | 134.423 | 0.16 | 05.10.2015 02:50:00 | 134.64 | \$ 3256.92 |
| 2109 | Buy | 05.10.2015 00:00:00 | 134.622 | 0.16 | 05.10.2015 02:50:00 | 134.653 | \$ 280.61 |
| 2111 | Buy | 12.10.2015 00:50:00 | 136.51 | 0.16 | 12.10.2015 01:25:00 | 136.651 | \$ 2037.59 |
| 2113 | Sell | 15.10.2015 21:35:00 | 135.163 | 0.16 | 16.10.2015 07:35:00 | 135.576 | \$ -6859.93 |
| 2112 | Sell | 15.10.2015 21:30:00 | 135.134 | 0.16 | 16.10.2015 07:35:00 | 135.573 | \$ -7275.89 |
| 2114 | Sell | 15.10.2015 21:45:00 | 135.187 | 0.16 | 16.10.2015 07:50:00 | 135.585 | \$ -6619.98 |
| 2115 | Sell | 15.10.2015 22:00:00 | 135.22 | 0.16 | 16.10.2015 08:05:00 | 135.655 | \$ -7212.03 |
| 2117 | Buy | 19.10.2015 01:00:00 | 135.525 | 0.16 | 19.10.2015 03:40:00 | 135.632 | \$ 1495.17 |
| 2116 | Buy | 19.10.2015 00:00:00 | 135.591 | 0.16 | 19.10.2015 03:40:00 | 135.635 | \$ 487.05 |
| 2118 | Sell | 19.10.2015 23:00:00 | 135.415 | 0.16 | 20.10.2015 00:05:00 | 135.389 | \$ 163.66 |

| | | | | | | | |
|------|------|---------------------|---------|------|---------------------|---------|-------------|
| 2119 | Sell | 26.10.2015 00:00:00 | 133.568 | 0.16 | 26.10.2015 01:30:00 | 133.614 | \$ -949.73 |
| 2120 | Sell | 27.10.2015 00:00:00 | 133.912 | 0.16 | 27.10.2015 01:56:00 | 133.821 | \$ 1241.74 |
| 2124 | Sell | 28.10.2015 00:00:00 | 133.092 | 0.16 | 28.10.2015 02:05:00 | 132.886 | \$ 3083.05 |
| 2123 | Sell | 27.10.2015 23:55:00 | 133.042 | 0.16 | 28.10.2015 02:05:00 | 132.893 | \$ 2135.46 |
| 2122 | Sell | 27.10.2015 23:15:00 | 133.019 | 0.16 | 28.10.2015 02:05:00 | 132.894 | \$ 1751.5 |
| 2121 | Sell | 27.10.2015 23:00:00 | 132.95 | 0.16 | 28.10.2015 02:05:00 | 132.875 | \$ 951.59 |
| 2125 | Buy | 28.10.2015 21:25:00 | 132.187 | 0.16 | 28.10.2015 22:20:00 | 132.221 | \$ 332.49 |
| 2126 | Buy | 28.10.2015 21:30:00 | 132.098 | 0.16 | 28.10.2015 22:20:00 | 132.207 | \$ 1532.65 |
| 2127 | Buy | 28.10.2015 21:40:00 | 132.072 | 0.16 | 28.10.2015 22:20:00 | 132.224 | \$ 2220.7 |
| 2129 | Buy | 28.10.2015 23:30:00 | 132.166 | 0.16 | 29.10.2015 00:50:00 | 132.315 | \$ 1955.11 |
| 2128 | Buy | 28.10.2015 23:15:00 | 132.18 | 0.16 | 29.10.2015 00:50:00 | 132.305 | \$ 1571.08 |
| 2130 | Sell | 04.11.2015 21:30:00 | 132.052 | 0.16 | 05.11.2015 01:45:00 | 131.983 | \$ 785.67 |
| 2134 | Sell | 10.11.2015 22:30:00 | 132.028 | 0.16 | 11.11.2015 02:55:00 | 132.054 | \$ -662.94 |
| 2133 | Sell | 10.11.2015 22:20:00 | 132.001 | 0.16 | 11.11.2015 02:55:00 | 132.059 | \$ -1174.88 |
| 2132 | Sell | 10.11.2015 22:10:00 | 131.98 | 0.16 | 11.11.2015 02:55:00 | 132.048 | \$ -1334.86 |
| 2131 | Sell | 10.11.2015 22:05:00 | 131.969 | 0.16 | 11.11.2015 02:55:00 | 132.063 | \$ -1750.85 |
| 2135 | Sell | 12.11.2015 01:30:00 | 132.149 | 0.16 | 12.11.2015 06:30:00 | 132.229 | \$ -1491.44 |
| 2136 | Sell | 12.11.2015 23:20:00 | 132.655 | 0.16 | 13.11.2015 01:15:00 | 132.5 | \$ 2232.07 |
| 2137 | Buy | 13.11.2015 02:30:00 | 132.408 | 0.16 | 13.11.2015 12:35:00 | 132.102 | \$ -5107.87 |
| 2138 | Sell | 16.11.2015 00:00:00 | 131.293 | 0.16 | 16.11.2015 00:05:00 | 131.371 | \$ -1458.07 |
| 2140 | Buy | 16.11.2015 21:50:00 | 131.592 | 0.16 | 17.11.2015 00:55:00 | 131.689 | \$ 1268.97 |
| 2139 | Buy | 16.11.2015 21:30:00 | 131.648 | 0.16 | 17.11.2015 00:55:00 | 131.693 | \$ 436.9 |
| 2144 | Sell | 24.11.2015 02:00:00 | 130.765 | 0.16 | 24.11.2015 03:00:00 | 130.668 | \$ 1342.76 |
| 2143 | Sell | 24.11.2015 01:55:00 | 130.74 | 0.16 | 24.11.2015 03:00:00 | 130.664 | \$ 1006.82 |
| 2142 | Sell | 24.11.2015 01:30:00 | 130.722 | 0.16 | 24.11.2015 03:00:00 | 130.67 | \$ 622.85 |
| 2141 | Sell | 24.11.2015 00:30:00 | 130.673 | 0.16 | 24.11.2015 03:00:00 | 130.658 | \$ 30.93 |
| 2145 | Buy | 30.11.2015 00:00:00 | 130.052 | 0.16 | 30.11.2015 06:40:00 | 129.939 | \$ -2016.07 |
| 2146 | Buy | 03.12.2015 22:55:00 | 134.035 | 0.16 | 03.12.2015 23:18:00 | 134.076 | \$ 441.53 |
| 2147 | Sell | 08.12.2015 21:25:00 | 133.975 | 0.16 | 08.12.2015 23:25:00 | 133.951 | \$ 169.62 |
| 2151 | Sell | 10.12.2015 00:40:00 | 133.939 | 0.16 | 10.12.2015 02:50:00 | 133.897 | \$ 457.68 |
| 2150 | Sell | 10.12.2015 00:30:00 | 133.921 | 0.16 | 10.12.2015 02:50:00 | 133.9 | \$ 121.71 |
| 2149 | Sell | 10.12.2015 00:15:00 | 133.911 | 0.16 | 10.12.2015 02:50:00 | 133.898 | \$ -6.27 |
| 2148 | Sell | 09.12.2015 23:30:00 | 133.895 | 0.16 | 10.12.2015 02:50:00 | 133.899 | \$ -385.27 |
| 2155 | Sell | 10.12.2015 22:20:00 | 133.071 | 0.16 | 10.12.2015 23:50:00 | 133.004 | \$ 859.07 |
| 2154 | Sell | 10.12.2015 22:10:00 | 133.064 | 0.16 | 10.12.2015 23:50:00 | 133.014 | \$ 587.09 |
| 2153 | Sell | 10.12.2015 22:05:00 | 133.042 | 0.16 | 10.12.2015 23:50:00 | 133.016 | \$ 203.12 |
| 2152 | Sell | 10.12.2015 22:00:00 | 133.031 | 0.16 | 10.12.2015 23:50:00 | 133.013 | \$ 75.15 |
| 2159 | Sell | 11.12.2015 02:05:00 | 133.271 | 0.16 | 11.12.2015 09:05:00 | 133.454 | \$ -3141.23 |
| 2158 | Sell | 11.12.2015 01:55:00 | 133.222 | 0.16 | 11.12.2015 09:05:00 | 133.459 | \$ -4005.17 |
| 2157 | Sell | 11.12.2015 01:50:00 | 133.194 | 0.16 | 11.12.2015 09:05:00 | 133.455 | \$ -4389.12 |
| 2156 | Sell | 11.12.2015 01:30:00 | 133.166 | 0.16 | 11.12.2015 09:05:00 | 133.458 | \$ -4885.07 |
| 2160 | Sell | 14.12.2015 00:00:00 | 133.068 | 0.16 | 14.12.2015 01:25:00 | 132.78 | \$ 4395.08 |
| 2161 | Sell | 15.12.2015 23:30:00 | 133.028 | 0.16 | 16.12.2015 09:35:00 | 133.506 | \$ -7896.55 |
| 2162 | Sell | 16.12.2015 02:30:00 | 133.159 | 0.16 | 16.12.2015 10:15:00 | 133.253 | \$ -1717.05 |
| 2163 | Buy | 16.12.2015 22:30:00 | 133.243 | 0.16 | 16.12.2015 22:48:00 | 133.416 | \$ 2554.81 |
| 2164 | Buy | 17.12.2015 01:40:00 | 133.116 | 0.16 | 17.12.2015 02:56:00 | 133.142 | \$ 203.01 |
| 2165 | Buy | 22.12.2015 02:30:00 | 132.164 | 0.16 | 22.12.2015 05:40:00 | 132.398 | \$ 3532.54 |
| 2167 | Buy | 22.12.2015 23:00:00 | 132.533 | 0.16 | 22.12.2015 23:55:00 | 132.685 | \$ 2219.94 |
| 2166 | Buy | 22.12.2015 22:00:00 | 132.575 | 0.16 | 22.12.2015 23:55:00 | 132.668 | \$ 1275.88 |
| 2171 | Sell | 23.12.2015 21:50:00 | 131.866 | 0.16 | 24.12.2015 00:40:00 | 131.836 | \$ 161.95 |
| 2170 | Sell | 23.12.2015 21:45:00 | 131.863 | 0.16 | 24.12.2015 00:40:00 | 131.83 | \$ 209.96 |
| 2169 | Sell | 23.12.2015 21:35:00 | 131.851 | 0.16 | 24.12.2015 00:40:00 | 131.833 | \$ -30.02 |
| 2168 | Sell | 23.12.2015 21:30:00 | 131.798 | 0.16 | 24.12.2015 00:40:00 | 131.843 | \$ -1037.93 |
| 2173 | Sell | 29.12.2015 23:05:00 | 131.739 | 0.16 | 29.12.2015 23:45:00 | 131.629 | \$ 1549.22 |
| 2172 | Sell | 29.12.2015 21:35:00 | 131.72 | 0.16 | 29.12.2015 23:45:00 | 131.639 | \$ 1085.24 |
| 2174 | Sell | 04.01.2016 00:35:00 | 130.729 | 0.16 | 04.01.2016 01:30:00 | 130.529 | \$ 2990.84 |
| 2178 | Sell | 04.01.2016 22:45:00 | 129.327 | 0.16 | 05.01.2016 00:20:00 | 129.255 | \$ 909.4 |
| 2177 | Sell | 04.01.2016 22:15:00 | 129.27 | 0.16 | 05.01.2016 00:20:00 | 129.263 | \$ -130.53 |
| 2176 | Sell | 04.01.2016 22:10:00 | 129.241 | 0.16 | 05.01.2016 00:20:00 | 129.262 | \$ -578.46 |
| 2175 | Sell | 04.01.2016 22:05:00 | 129.217 | 0.16 | 05.01.2016 00:20:00 | 129.261 | \$ -946.44 |

| | | | | | | | |
|------|------|---------------------|---------|------|---------------------|---------|-------------|
| 2179 | Sell | 05.01.2016 02:00:00 | 129.311 | 0.16 | 05.01.2016 02:55:00 | 129.164 | \$ 2145.1 |
| 2183 | Sell | 05.01.2016 22:40:00 | 127.904 | 0.16 | 06.01.2016 02:40:00 | 127.921 | \$ -512.33 |
| 2182 | Sell | 05.01.2016 22:35:00 | 127.889 | 0.16 | 06.01.2016 02:40:00 | 127.932 | \$ -928.31 |
| 2181 | Sell | 05.01.2016 22:25:00 | 127.872 | 0.16 | 06.01.2016 02:40:00 | 127.935 | \$ -1248.27 |
| 2180 | Sell | 05.01.2016 21:25:00 | 127.849 | 0.16 | 06.01.2016 02:40:00 | 127.937 | \$ -1648.23 |
| 2186 | Sell | 12.01.2016 00:25:00 | 127.95 | 0.16 | 12.01.2016 01:20:00 | 127.754 | \$ 2931.27 |
| 2185 | Sell | 12.01.2016 00:10:00 | 127.909 | 0.16 | 12.01.2016 01:20:00 | 127.75 | \$ 2339.36 |
| 2184 | Sell | 12.01.2016 00:00:00 | 127.857 | 0.16 | 12.01.2016 01:20:00 | 127.748 | \$ 1539.42 |
| 2188 | Sell | 12.01.2016 21:35:00 | 127.72 | 0.16 | 13.01.2016 00:25:00 | 127.712 | \$ -112.05 |
| 2187 | Sell | 12.01.2016 21:30:00 | 127.716 | 0.16 | 13.01.2016 00:25:00 | 127.707 | \$ -96.05 |
| 2189 | Buy | 14.01.2016 02:00:00 | 127.827 | 0.16 | 14.01.2016 03:11:00 | 127.843 | \$ 51.5 |
| 2190 | Buy | 14.01.2016 02:05:00 | 127.806 | 0.16 | 14.01.2016 03:11:00 | 127.845 | \$ 419.5 |
| 2191 | Buy | 14.01.2016 02:25:00 | 127.776 | 0.16 | 14.01.2016 03:11:00 | 127.853 | \$ 1027.56 |
| 2195 | Sell | 20.01.2016 23:20:00 | 127.409 | 0.16 | 21.01.2016 06:00:00 | 127.534 | \$ -2310.89 |
| 2194 | Sell | 20.01.2016 22:40:00 | 127.332 | 0.16 | 21.01.2016 06:00:00 | 127.527 | \$ -3430.78 |
| 2193 | Sell | 20.01.2016 22:30:00 | 127.315 | 0.16 | 21.01.2016 06:00:00 | 127.528 | \$ -3718.76 |
| 2192 | Sell | 20.01.2016 22:25:00 | 127.298 | 0.16 | 21.01.2016 06:00:00 | 127.53 | \$ -4022.71 |
| 2199 | Sell | 21.01.2016 22:55:00 | 127.974 | 0.16 | 22.01.2016 02:10:00 | 127.917 | \$ 671.55 |
| 2198 | Sell | 21.01.2016 22:40:00 | 127.912 | 0.16 | 22.01.2016 02:10:00 | 127.912 | \$ -240.34 |
| 2197 | Sell | 21.01.2016 22:35:00 | 127.886 | 0.16 | 22.01.2016 02:10:00 | 127.916 | \$ -720.32 |
| 2196 | Sell | 21.01.2016 22:30:00 | 127.875 | 0.16 | 22.01.2016 02:10:00 | 127.914 | \$ -864.27 |
| 2200 | Buy | 22.01.2016 02:30:00 | 127.747 | 0.16 | 22.01.2016 04:45:00 | 127.746 | \$ -220.4 |
| 2203 | Buy | 25.01.2016 02:20:00 | 127.923 | 0.16 | 25.01.2016 03:35:00 | 128.164 | \$ 3651.33 |
| 2202 | Buy | 25.01.2016 02:10:00 | 127.98 | 0.16 | 25.01.2016 03:35:00 | 128.166 | \$ 2771.23 |
| 2201 | Buy | 25.01.2016 02:00:00 | 128.012 | 0.16 | 25.01.2016 03:35:00 | 128.166 | \$ 2259.18 |
| 2204 | Buy | 27.01.2016 02:30:00 | 128.518 | 0.16 | 27.01.2016 06:40:00 | 128.455 | \$ -1213.62 |
| 2206 | Buy | 27.01.2016 23:05:00 | 129.101 | 0.16 | 28.01.2016 01:48:00 | 129.211 | \$ 1335.99 |
| 2208 | Buy | 28.01.2016 02:00:00 | 129.164 | 0.16 | 28.01.2016 03:15:00 | 129.318 | \$ 2257.33 |
| 2207 | Buy | 28.01.2016 01:50:00 | 129.214 | 0.16 | 28.01.2016 03:15:00 | 129.31 | \$ 1329.25 |
| 2205 | Buy | 27.01.2016 23:00:00 | 129.235 | 0.16 | 28.01.2016 03:15:00 | 129.31 | \$ 775.8 |
| 2212 | Buy | 28.01.2016 23:35:00 | 129.949 | 0.16 | 29.01.2016 01:30:00 | 130.008 | \$ 663.61 |
| 2211 | Buy | 28.01.2016 23:30:00 | 129.977 | 0.16 | 29.01.2016 01:30:00 | 130.019 | \$ 391.57 |
| 2210 | Buy | 28.01.2016 23:10:00 | 129.987 | 0.16 | 29.01.2016 01:30:00 | 130.022 | \$ 279.53 |
| 2209 | Buy | 28.01.2016 23:00:00 | 130.017 | 0.16 | 29.01.2016 01:30:00 | 130.006 | \$ -456.52 |
| 2213 | Buy | 29.01.2016 02:30:00 | 129.932 | 0.16 | 29.01.2016 05:25:00 | 129.95 | \$ 80.12 |
| 2216 | Buy | 02.02.2016 00:00:00 | 131.703 | 0.16 | 02.02.2016 02:35:00 | 131.824 | \$ 1725.26 |
| 2215 | Buy | 01.02.2016 23:35:00 | 131.743 | 0.16 | 02.02.2016 02:35:00 | 131.832 | \$ 1140.75 |
| 2214 | Buy | 01.02.2016 23:30:00 | 131.797 | 0.16 | 02.02.2016 02:35:00 | 131.838 | \$ 372.66 |
| 2220 | Sell | 03.02.2016 22:45:00 | 130.824 | 0.16 | 04.02.2016 00:45:00 | 130.772 | \$ 515.63 |
| 2219 | Sell | 03.02.2016 22:30:00 | 130.788 | 0.16 | 04.02.2016 00:45:00 | 130.781 | \$ -204.3 |
| 2218 | Sell | 03.02.2016 22:20:00 | 130.739 | 0.16 | 04.02.2016 00:45:00 | 130.787 | \$ -1084.23 |
| 2217 | Sell | 03.02.2016 22:10:00 | 130.723 | 0.16 | 04.02.2016 00:45:00 | 130.768 | \$ -1036.2 |
| 2221 | Sell | 04.02.2016 02:00:00 | 131.076 | 0.16 | 04.02.2016 02:07:00 | 130.979 | \$ 1342.27 |
| 2225 | Sell | 08.02.2016 22:15:00 | 129.38 | 0.16 | 09.02.2016 00:50:00 | 129.492 | \$ -2034.69 |
| 2224 | Sell | 08.02.2016 22:00:00 | 129.356 | 0.16 | 09.02.2016 00:50:00 | 129.491 | \$ -2402.65 |
| 2223 | Sell | 08.02.2016 21:55:00 | 129.31 | 0.16 | 09.02.2016 00:50:00 | 129.484 | \$ -3026.57 |
| 2222 | Sell | 08.02.2016 21:50:00 | 129.259 | 0.16 | 09.02.2016 00:50:00 | 129.498 | \$ -4066.48 |
| 2226 | Buy | 10.02.2016 02:30:00 | 129.788 | 0.16 | 10.02.2016 04:15:00 | 129.873 | \$ 1152.36 |
| 2227 | Sell | 10.02.2016 21:30:00 | 128.405 | 0.16 | 10.02.2016 22:15:00 | 128.054 | \$ 5410.54 |
| 2228 | Sell | 11.02.2016 00:40:00 | 128.082 | 0.16 | 11.02.2016 01:45:00 | 127.928 | \$ 2259.05 |
| 2229 | Sell | 11.02.2016 22:00:00 | 127.288 | 0.16 | 11.02.2016 23:15:00 | 127.261 | \$ 228.35 |
| 2230 | Sell | 11.02.2016 22:40:00 | 127.32 | 0.16 | 11.02.2016 23:15:00 | 127.269 | \$ 612.29 |
| 2231 | Sell | 11.02.2016 22:45:00 | 127.379 | 0.16 | 11.02.2016 23:15:00 | 127.252 | \$ 1828.2 |
| 2232 | Buy | 12.02.2016 02:30:00 | 127.046 | 0.16 | 12.02.2016 02:46:00 | 127.134 | \$ 1204.72 |
| 2236 | Sell | 16.02.2016 23:30:00 | 127.039 | 0.16 | 17.02.2016 03:20:00 | 127.053 | \$ -462.95 |
| 2235 | Sell | 16.02.2016 23:05:00 | 126.982 | 0.16 | 17.02.2016 03:20:00 | 127.05 | \$ -1326.87 |
| 2234 | Sell | 16.02.2016 23:00:00 | 126.97 | 0.16 | 17.02.2016 03:20:00 | 127.063 | \$ -1726.84 |
| 2233 | Sell | 16.02.2016 21:25:00 | 126.924 | 0.16 | 17.02.2016 03:20:00 | 127.051 | \$ -2270.77 |
| 2240 | Buy | 17.02.2016 21:40:00 | 126.77 | 0.16 | 17.02.2016 23:50:00 | 126.899 | \$ 1861.16 |
| 2239 | Buy | 17.02.2016 21:35:00 | 126.829 | 0.16 | 17.02.2016 23:50:00 | 126.895 | \$ 853.07 |

| | | | | | | | |
|------|------|---------------------|---------|------|---------------------|---------|--------------|
| 2238 | Buy | 17.02.2016 21:30:00 | 126.862 | 0.16 | 17.02.2016 23:50:00 | 126.899 | \$ 389.03 |
| 2237 | Buy | 17.02.2016 21:25:00 | 126.898 | 0.16 | 17.02.2016 23:50:00 | 126.894 | \$ -267.03 |
| 2243 | Sell | 18.02.2016 01:40:00 | 127.121 | 0.16 | 18.02.2016 02:35:00 | 126.913 | \$ 3124.6 |
| 2242 | Sell | 18.02.2016 01:35:00 | 127.107 | 0.16 | 18.02.2016 02:35:00 | 126.914 | \$ 2884.61 |
| 2241 | Sell | 18.02.2016 01:30:00 | 127.056 | 0.16 | 18.02.2016 02:35:00 | 126.904 | \$ 2228.7 |
| 2246 | Sell | 19.02.2016 01:35:00 | 125.92 | 0.16 | 19.02.2016 02:05:00 | 125.713 | \$ 3110.51 |
| 2245 | Sell | 19.02.2016 01:25:00 | 125.914 | 0.16 | 19.02.2016 02:05:00 | 125.726 | \$ 2806.52 |
| 2244 | Sell | 19.02.2016 01:00:00 | 125.906 | 0.16 | 19.02.2016 02:05:00 | 125.715 | \$ 2854.56 |
| 2250 | Sell | 24.02.2016 22:15:00 | 123.145 | 0.16 | 25.02.2016 01:05:00 | 123.365 | \$ -3824.09 |
| 2249 | Sell | 24.02.2016 22:10:00 | 123.12 | 0.16 | 25.02.2016 01:05:00 | 123.359 | \$ -4128.02 |
| 2248 | Sell | 24.02.2016 21:30:00 | 123.055 | 0.16 | 25.02.2016 01:05:00 | 123.354 | \$ -5087.92 |
| 2247 | Sell | 24.02.2016 21:25:00 | 123.02 | 0.16 | 25.02.2016 01:05:00 | 123.357 | \$ -5695.88 |
| 2251 | Buy | 26.02.2016 01:00:00 | 124.433 | 0.16 | 26.02.2016 01:50:00 | 124.557 | \$ 1784.92 |
| 2253 | Buy | 01.03.2016 23:00:00 | 123.738 | 0.16 | 02.03.2016 00:05:00 | 123.969 | \$ 3425.54 |
| 2252 | Buy | 01.03.2016 22:30:00 | 123.759 | 0.16 | 02.03.2016 00:05:00 | 123.97 | \$ 3105.51 |
| 2254 | Buy | 02.03.2016 02:05:00 | 123.849 | 0.16 | 02.03.2016 03:18:00 | 123.952 | \$ 1449.86 |
| 2255 | Buy | 02.03.2016 02:10:00 | 123.82 | 0.16 | 02.03.2016 03:18:00 | 123.956 | \$ 1977.9 |
| 2256 | Buy | 02.03.2016 02:15:00 | 123.765 | 0.16 | 02.03.2016 03:18:00 | 123.953 | \$ 2809.97 |
| 2257 | Buy | 02.03.2016 02:20:00 | 123.722 | 0.16 | 02.03.2016 03:18:00 | 123.964 | \$ 3674.04 |
| 2258 | Buy | 02.03.2016 21:25:00 | 123.19 | 0.16 | 02.03.2016 23:55:00 | 123.296 | \$ 1498.91 |
| 2261 | Sell | 03.03.2016 00:45:00 | 123.447 | 0.16 | 03.03.2016 02:17:00 | 123.419 | \$ 250.49 |
| 2262 | Sell | 03.03.2016 00:50:00 | 123.484 | 0.16 | 03.03.2016 02:17:00 | 123.413 | \$ 938.43 |
| 2259 | Sell | 03.03.2016 00:00:00 | 123.334 | 0.16 | 03.03.2016 10:05:00 | 124.016 | \$ -11109.33 |
| 2260 | Sell | 03.03.2016 00:10:00 | 123.368 | 0.16 | 03.03.2016 10:15:00 | 123.849 | \$ -7893.38 |
| 2263 | Sell | 03.03.2016 02:30:00 | 123.487 | 0.16 | 03.03.2016 10:50:00 | 123.741 | \$ -4261.58 |
| 2266 | Buy | 04.03.2016 02:10:00 | 124.352 | 0.16 | 04.03.2016 07:25:00 | 124.53 | \$ 2649.04 |
| 2265 | Buy | 04.03.2016 02:05:00 | 124.391 | 0.16 | 04.03.2016 07:25:00 | 124.532 | \$ 2056.98 |
| 2264 | Buy | 04.03.2016 02:00:00 | 124.448 | 0.16 | 04.03.2016 07:25:00 | 124.522 | \$ 984.89 |
| 2270 | Buy | 07.03.2016 00:30:00 | 125.059 | 0.16 | 07.03.2016 01:21:00 | 125.122 | \$ 807.89 |
| 2271 | Buy | 07.03.2016 02:05:00 | 125.004 | 0.16 | 07.03.2016 06:40:00 | 125.029 | \$ 200.01 |
| 2269 | Buy | 07.03.2016 00:20:00 | 125.101 | 0.16 | 07.03.2016 06:40:00 | 125.035 | \$ -1256.15 |
| 2268 | Buy | 07.03.2016 00:15:00 | 125.144 | 0.16 | 07.03.2016 06:40:00 | 125.036 | \$ -1928.21 |
| 2267 | Buy | 07.03.2016 00:00:00 | 125.196 | 0.16 | 07.03.2016 06:40:00 | 125.024 | \$ -2952.31 |
| 2272 | Buy | 08.03.2016 02:30:00 | 124.659 | 0.16 | 08.03.2016 05:40:00 | 124.576 | \$ -1527.47 |
| 2276 | Buy | 10.03.2016 01:30:00 | 124.528 | 0.16 | 10.03.2016 03:20:00 | 124.615 | \$ 1192.77 |
| 2275 | Buy | 10.03.2016 01:25:00 | 124.56 | 0.16 | 10.03.2016 03:20:00 | 124.617 | \$ 712.72 |
| 2274 | Buy | 10.03.2016 00:40:00 | 124.578 | 0.16 | 10.03.2016 03:20:00 | 124.625 | \$ 552.67 |
| 2273 | Buy | 10.03.2016 00:00:00 | 124.644 | 0.16 | 10.03.2016 03:20:00 | 124.627 | \$ -471.42 |
| 2277 | Buy | 11.03.2016 01:15:00 | 126.394 | 0.16 | 11.03.2016 02:46:00 | 126.48 | \$ 1173.78 |
| 2278 | Buy | 11.03.2016 01:20:00 | 126.361 | 0.16 | 11.03.2016 02:46:00 | 126.478 | \$ 1669.82 |
| 2279 | Buy | 11.03.2016 01:25:00 | 126.316 | 0.16 | 11.03.2016 02:46:00 | 126.476 | \$ 2357.88 |
| 2280 | Buy | 11.03.2016 01:30:00 | 126.297 | 0.16 | 11.03.2016 02:46:00 | 126.476 | \$ 2661.94 |
| 2284 | Sell | 14.03.2016 22:40:00 | 126.353 | 0.16 | 15.03.2016 02:50:00 | 126.31 | \$ 450.16 |
| 2283 | Sell | 14.03.2016 22:35:00 | 126.314 | 0.16 | 15.03.2016 02:50:00 | 126.316 | \$ -269.79 |
| 2282 | Sell | 14.03.2016 22:15:00 | 126.29 | 0.16 | 15.03.2016 02:50:00 | 126.32 | \$ -717.75 |
| 2281 | Sell | 14.03.2016 22:00:00 | 126.269 | 0.16 | 15.03.2016 02:50:00 | 126.328 | \$ -1181.72 |
| 2288 | Sell | 15.03.2016 22:30:00 | 125.665 | 0.16 | 16.03.2016 02:45:00 | 125.659 | \$ -140.74 |
| 2287 | Sell | 15.03.2016 22:15:00 | 125.649 | 0.16 | 16.03.2016 02:45:00 | 125.651 | \$ -268.72 |
| 2286 | Sell | 15.03.2016 21:50:00 | 125.623 | 0.16 | 16.03.2016 02:45:00 | 125.646 | \$ -604.7 |
| 2285 | Sell | 15.03.2016 21:35:00 | 125.61 | 0.16 | 16.03.2016 02:45:00 | 125.652 | \$ -908.67 |
| 2289 | Sell | 22.03.2016 21:30:00 | 126.087 | 0.16 | 23.03.2016 00:59:00 | 126.066 | \$ 98.58 |
| 2291 | Buy | 23.03.2016 22:05:00 | 125.65 | 0.16 | 23.03.2016 23:50:00 | 125.71 | \$ 758.96 |
| 2290 | Buy | 23.03.2016 22:00:00 | 125.671 | 0.16 | 23.03.2016 23:50:00 | 125.726 | \$ 678.93 |
| 2293 | Sell | 24.03.2016 21:35:00 | 126.102 | 0.16 | 25.03.2016 01:50:00 | 126.068 | \$ 306.56 |
| 2292 | Sell | 24.03.2016 21:25:00 | 126.079 | 0.16 | 25.03.2016 01:50:00 | 126.056 | \$ 130.59 |
| 2294 | Sell | 04.04.2016 02:00:00 | 127.314 | 0.16 | 04.04.2016 03:05:00 | 127.203 | \$ 1572.3 |
| 2296 | Sell | 05.04.2016 21:55:00 | 125.8 | 0.16 | 06.04.2016 02:40:00 | 125.504 | \$ 4499.04 |
| 2295 | Sell | 05.04.2016 21:35:00 | 125.758 | 0.16 | 06.04.2016 02:40:00 | 125.517 | \$ 3619.1 |
| 2299 | Sell | 07.04.2016 22:35:00 | 123.34 | 0.16 | 07.04.2016 23:45:00 | 123.166 | \$ 2586.64 |
| 2298 | Sell | 07.04.2016 22:10:00 | 123.305 | 0.16 | 07.04.2016 23:45:00 | 123.16 | \$ 2122.69 |

| | | | | | | | |
|------|------|---------------------|---------|------|---------------------|---------|-------------|
| 2297 | Sell | 07.04.2016 22:05:00 | 123.21 | 0.16 | 07.04.2016 23:45:00 | 123.162 | \$ 570.84 |
| 2301 | Sell | 08.04.2016 02:15:00 | 123.23 | 0.16 | 08.04.2016 09:05:00 | 123.545 | \$ -5237.17 |
| 2300 | Sell | 08.04.2016 02:00:00 | 123.211 | 0.16 | 08.04.2016 09:05:00 | 123.55 | \$ -5621.13 |
| 2302 | Buy | 11.04.2016 00:01:00 | 123.252 | 0.16 | 11.04.2016 01:35:00 | 123.386 | \$ 1946.79 |
| 2304 | Sell | 11.04.2016 02:20:00 | 123.504 | 0.16 | 11.04.2016 02:53:00 | 123.467 | \$ 394.37 |
| 2303 | Sell | 11.04.2016 02:00:00 | 123.469 | 0.16 | 11.04.2016 03:10:00 | 123.336 | \$ 1930.46 |
| 2305 | Buy | 11.04.2016 22:30:00 | 123.074 | 0.16 | 11.04.2016 23:59:00 | 123.09 | \$ 59.07 |
| 2308 | Buy | 18.04.2016 23:00:00 | 123.017 | 0.16 | 19.04.2016 02:20:00 | 123.183 | \$ 2386.68 |
| 2307 | Buy | 18.04.2016 22:30:00 | 123.04 | 0.16 | 19.04.2016 02:20:00 | 123.183 | \$ 2018.66 |
| 2306 | Buy | 18.04.2016 22:00:00 | 123.091 | 0.16 | 19.04.2016 02:20:00 | 123.185 | \$ 1234.56 |
| 2311 | Buy | 19.04.2016 23:20:00 | 123.994 | 0.16 | 20.04.2016 00:30:00 | 124.12 | \$ 1745.14 |
| 2310 | Buy | 19.04.2016 23:10:00 | 124.026 | 0.16 | 20.04.2016 00:30:00 | 124.118 | \$ 1201.09 |
| 2309 | Buy | 19.04.2016 23:00:00 | 124.051 | 0.16 | 20.04.2016 00:30:00 | 124.117 | \$ 785.05 |
| 2314 | Buy | 25.04.2016 02:30:00 | 125.244 | 0.16 | 25.04.2016 06:50:00 | 125.105 | \$ -2424.38 |
| 2313 | Buy | 25.04.2016 02:05:00 | 125.253 | 0.16 | 25.04.2016 06:50:00 | 125.104 | \$ -2584.41 |
| 2312 | Buy | 25.04.2016 02:00:00 | 125.319 | 0.16 | 25.04.2016 06:50:00 | 125.114 | \$ -3480.49 |
| 2315 | Buy | 26.04.2016 21:30:00 | 125.69 | 0.16 | 26.04.2016 23:40:00 | 125.832 | \$ 2070.9 |
| 2317 | Sell | 29.04.2016 01:45:00 | 122.832 | 0.16 | 29.04.2016 03:40:00 | 122.629 | \$ 3051.48 |
| 2316 | Sell | 29.04.2016 01:35:00 | 122.805 | 0.16 | 29.04.2016 03:40:00 | 122.637 | \$ 2491.52 |
| 2318 | Sell | 02.05.2016 01:30:00 | 122.197 | 0.16 | 02.05.2016 02:41:00 | 122.005 | \$ 2876.46 |
| 2319 | Sell | 02.05.2016 01:35:00 | 122.276 | 0.16 | 02.05.2016 02:41:00 | 122.006 | \$ 4124.36 |
| 2322 | Sell | 04.05.2016 00:40:00 | 123.188 | 0.16 | 04.05.2016 00:45:00 | 123.166 | \$ 154.9 |
| 2323 | Sell | 04.05.2016 00:50:00 | 123.026 | 0.16 | 04.05.2016 01:32:00 | 122.803 | \$ 3371.17 |
| 2324 | Sell | 04.05.2016 00:55:00 | 123.086 | 0.16 | 04.05.2016 01:32:00 | 122.806 | \$ 4283.04 |
| 2321 | Sell | 04.05.2016 00:35:00 | 122.767 | 0.16 | 04.05.2016 02:40:00 | 122.724 | \$ 491.58 |
| 2320 | Sell | 04.05.2016 00:30:00 | 122.73 | 0.16 | 04.05.2016 02:46:00 | 122.713 | \$ 75.62 |
| 2327 | Buy | 04.05.2016 23:00:00 | 122.864 | 0.16 | 04.05.2016 23:59:00 | 122.879 | \$ 43.44 |
| 2326 | Buy | 04.05.2016 22:55:00 | 122.874 | 0.16 | 05.05.2016 03:10:00 | 122.905 | \$ 81.95 |
| 2325 | Buy | 04.05.2016 22:35:00 | 122.908 | 0.16 | 05.05.2016 03:10:00 | 122.922 | \$ -190.11 |
| 2328 | Sell | 09.05.2016 02:30:00 | 122.355 | 0.16 | 09.05.2016 03:10:00 | 122.309 | \$ 540.23 |
| 2332 | Buy | 09.05.2016 23:25:00 | 123.343 | 0.16 | 10.05.2016 00:35:00 | 123.412 | \$ 834.18 |
| 2331 | Buy | 09.05.2016 23:00:00 | 123.353 | 0.16 | 10.05.2016 00:35:00 | 123.406 | \$ 578.15 |
| 2330 | Buy | 09.05.2016 22:55:00 | 123.38 | 0.16 | 10.05.2016 00:35:00 | 123.419 | \$ 354.11 |
| 2329 | Buy | 09.05.2016 22:45:00 | 123.408 | 0.16 | 10.05.2016 00:35:00 | 123.421 | \$ -61.92 |
| 2333 | Sell | 16.05.2016 02:30:00 | 122.898 | 0.16 | 16.05.2016 07:45:00 | 123.077 | \$ -3060.64 |
| 2334 | Buy | 18.05.2016 21:30:00 | 123.323 | 0.16 | 19.05.2016 00:01:00 | 123.575 | \$ 3617.24 |
| 2338 | Sell | 30.05.2016 01:55:00 | 123.072 | 0.16 | 30.05.2016 03:55:00 | 122.937 | \$ 1963.08 |
| 2337 | Sell | 30.05.2016 01:50:00 | 122.977 | 0.16 | 30.05.2016 03:55:00 | 122.932 | \$ 523.25 |
| 2336 | Sell | 30.05.2016 01:45:00 | 122.874 | 0.16 | 30.05.2016 03:55:00 | 122.951 | \$ -1428.59 |
| 2335 | Sell | 30.05.2016 01:40:00 | 122.83 | 0.16 | 30.05.2016 03:55:00 | 122.933 | \$ -1844.53 |
| 2339 | Buy | 31.05.2016 02:00:00 | 123.621 | 0.16 | 31.05.2016 04:10:00 | 123.696 | \$ 1002.21 |
| 2340 | Sell | 01.06.2016 22:30:00 | 122.57 | 0.16 | 02.06.2016 00:55:00 | 122.436 | \$ 1840.83 |
| 2343 | Sell | 02.06.2016 23:50:00 | 121.444 | 0.16 | 03.06.2016 01:05:00 | 121.314 | \$ 1850.0 |
| 2342 | Sell | 02.06.2016 23:45:00 | 121.434 | 0.16 | 03.06.2016 01:05:00 | 121.301 | \$ 1898.02 |
| 2341 | Sell | 02.06.2016 23:35:00 | 121.423 | 0.16 | 03.06.2016 01:05:00 | 121.317 | \$ 1466.04 |
| 2345 | Sell | 06.06.2016 01:35:00 | 121.221 | 0.16 | 06.06.2016 02:25:00 | 120.956 | \$ 4046.04 |
| 2344 | Sell | 06.06.2016 01:30:00 | 121.193 | 0.16 | 06.06.2016 02:25:00 | 120.948 | \$ 3726.1 |
| 2349 | Sell | 09.06.2016 21:50:00 | 121.02 | 0.16 | 10.06.2016 00:45:00 | 121.063 | \$ -917.32 |
| 2348 | Sell | 09.06.2016 21:45:00 | 121.002 | 0.16 | 10.06.2016 00:45:00 | 121.062 | \$ -1189.3 |
| 2347 | Sell | 09.06.2016 21:40:00 | 120.989 | 0.16 | 10.06.2016 00:45:00 | 121.069 | \$ -1509.25 |
| 2346 | Sell | 09.06.2016 21:25:00 | 120.919 | 0.16 | 10.06.2016 00:45:00 | 121.069 | \$ -2629.15 |
| 2350 | Buy | 14.06.2016 01:00:00 | 119.795 | 0.16 | 14.06.2016 03:10:00 | 119.99 | \$ 2928.32 |
| 2353 | Sell | 14.06.2016 23:35:00 | 118.966 | 0.16 | 15.06.2016 00:05:00 | 118.803 | \$ 2381.96 |
| 2352 | Sell | 14.06.2016 23:05:00 | 118.954 | 0.16 | 15.06.2016 00:05:00 | 118.808 | \$ 2109.99 |
| 2351 | Sell | 14.06.2016 23:00:00 | 118.939 | 0.16 | 15.06.2016 00:05:00 | 118.803 | \$ 1950.02 |
| 2354 | Buy | 16.06.2016 01:30:00 | 119.179 | 0.16 | 16.06.2016 05:46:00 | 117.886 | \$ -20878.7 |
| 2358 | Sell | 17.06.2016 01:15:00 | 117.209 | 0.16 | 17.06.2016 06:40:00 | 117.614 | \$ -6667.53 |
| 2357 | Sell | 17.06.2016 01:10:00 | 117.183 | 0.16 | 17.06.2016 06:40:00 | 117.632 | \$ -7371.5 |
| 2356 | Sell | 17.06.2016 01:05:00 | 117.167 | 0.16 | 17.06.2016 06:40:00 | 117.633 | \$ -7643.49 |
| 2355 | Sell | 17.06.2016 01:00:00 | 117.162 | 0.16 | 17.06.2016 06:40:00 | 117.625 | \$ -7595.46 |

| | | | | | | | |
|------|------|---------------------|---------|------|---------------------|---------|--------------|
| 2359 | Sell | 20.06.2016 00:30:00 | 118.612 | 0.16 | 20.06.2016 01:00:00 | 118.594 | \$ 98.22 |
| 2361 | Buy | 20.06.2016 21:35:00 | 117.513 | 0.16 | 20.06.2016 22:37:00 | 117.537 | \$ 195.98 |
| 2362 | Buy | 20.06.2016 21:40:00 | 117.495 | 0.16 | 20.06.2016 22:37:00 | 117.55 | \$ 692.0 |
| 2360 | Buy | 20.06.2016 21:30:00 | 117.572 | 0.16 | 21.06.2016 04:10:00 | 117.793 | \$ 3275.42 |
| 2363 | Buy | 22.06.2016 00:00:00 | 117.745 | 0.16 | 22.06.2016 01:35:00 | 117.779 | \$ 355.61 |
| 2364 | Buy | 22.06.2016 23:30:00 | 117.93 | 0.16 | 23.06.2016 00:05:00 | 118.191 | \$ 3769.88 |
| 2365 | Buy | 23.06.2016 22:25:00 | 120.043 | 0.16 | 23.06.2016 22:50:00 | 120.213 | \$ 2527.93 |
| 2367 | Buy | 24.06.2016 02:05:00 | 120.197 | 0.16 | 24.06.2016 02:16:00 | 120.37 | \$ 2575.69 |
| 2366 | Buy | 24.06.2016 02:00:00 | 120.649 | 0.16 | 24.06.2016 02:17:00 | 119.347 | \$ -21025.04 |
| 2368 | Buy | 24.06.2016 02:20:00 | 118.393 | 0.16 | 24.06.2016 02:25:00 | 118.769 | \$ 5826.56 |
| 2369 | Buy | 24.06.2016 02:30:00 | 118.889 | 0.16 | 24.06.2016 02:40:00 | 119.136 | \$ 3761.79 |
| 2370 | Sell | 27.06.2016 02:00:00 | 113.24 | 0.16 | 27.06.2016 02:27:00 | 112.853 | \$ 6010.82 |
| 2371 | Sell | 27.06.2016 21:40:00 | 112.396 | 0.16 | 27.06.2016 22:11:00 | 112.311 | \$ 1180.18 |
| 2374 | Sell | 27.06.2016 23:40:00 | 112.556 | 0.16 | 28.06.2016 00:30:00 | 112.319 | \$ 3576.23 |
| 2373 | Sell | 27.06.2016 23:15:00 | 112.507 | 0.16 | 28.06.2016 00:30:00 | 112.327 | \$ 2664.31 |
| 2372 | Sell | 27.06.2016 22:50:00 | 112.475 | 0.16 | 28.06.2016 00:30:00 | 112.33 | \$ 2104.37 |
| 2378 | Sell | 30.06.2016 21:55:00 | 114.371 | 0.16 | 01.07.2016 01:40:00 | 114.518 | \$ -2570.68 |
| 2377 | Sell | 30.06.2016 21:45:00 | 114.356 | 0.16 | 01.07.2016 01:40:00 | 114.519 | \$ -2826.67 |
| 2376 | Sell | 30.06.2016 21:35:00 | 114.3 | 0.16 | 01.07.2016 01:40:00 | 114.514 | \$ -3642.57 |
| 2375 | Sell | 30.06.2016 21:30:00 | 114.276 | 0.16 | 01.07.2016 01:40:00 | 114.516 | \$ -4058.52 |
| 2380 | Sell | 05.07.2016 23:50:00 | 112.68 | 0.16 | 06.07.2016 00:50:00 | 112.546 | \$ 1928.04 |
| 2379 | Sell | 05.07.2016 23:30:00 | 112.637 | 0.16 | 06.07.2016 00:50:00 | 112.535 | \$ 1416.09 |
| 2383 | Sell | 06.07.2016 22:00:00 | 112.611 | 0.16 | 06.07.2016 22:57:00 | 112.51 | \$ 1435.82 |
| 2382 | Sell | 06.07.2016 21:45:00 | 112.505 | 0.16 | 07.07.2016 01:25:00 | 112.353 | \$ 2144.94 |
| 2381 | Sell | 06.07.2016 21:40:00 | 112.484 | 0.16 | 07.07.2016 01:25:00 | 112.347 | \$ 1904.97 |
| 2387 | Buy | 07.07.2016 02:30:00 | 112.025 | 0.16 | 07.07.2016 03:05:00 | 112.133 | \$ 1548.78 |
| 2386 | Buy | 07.07.2016 01:45:00 | 112.138 | 0.16 | 07.07.2016 03:29:00 | 112.167 | \$ 284.59 |
| 2385 | Buy | 07.07.2016 01:40:00 | 112.318 | 0.16 | 07.07.2016 07:10:00 | 112.071 | \$ -4131.7 |
| 2384 | Buy | 07.07.2016 01:30:00 | 112.355 | 0.16 | 07.07.2016 07:10:00 | 112.071 | \$ -4723.77 |
| 2388 | Sell | 07.07.2016 23:30:00 | 111.566 | 0.16 | 08.07.2016 01:40:00 | 111.414 | \$ 2217.82 |
| 2389 | Sell | 11.07.2016 01:30:00 | 111.356 | 0.16 | 11.07.2016 03:07:00 | 111.313 | \$ 509.83 |
| 2390 | Buy | 11.07.2016 22:05:00 | 113.597 | 0.16 | 12.07.2016 00:02:00 | 113.644 | \$ 497.75 |
| 2394 | Buy | 12.07.2016 02:25:00 | 113.491 | 0.16 | 12.07.2016 04:00:00 | 113.742 | \$ 3834.4 |
| 2393 | Buy | 12.07.2016 02:20:00 | 113.532 | 0.16 | 12.07.2016 04:00:00 | 113.755 | \$ 3386.35 |
| 2392 | Buy | 12.07.2016 01:25:00 | 113.554 | 0.16 | 12.07.2016 04:00:00 | 113.741 | \$ 2810.3 |
| 2391 | Buy | 12.07.2016 01:15:00 | 113.622 | 0.16 | 12.07.2016 04:00:00 | 113.757 | \$ 1978.22 |
| 2398 | Buy | 12.07.2016 22:10:00 | 115.911 | 0.16 | 13.07.2016 02:25:00 | 115.961 | \$ 542.08 |
| 2397 | Buy | 12.07.2016 22:05:00 | 115.965 | 0.16 | 13.07.2016 02:25:00 | 115.953 | \$ -450.02 |
| 2396 | Buy | 12.07.2016 22:00:00 | 115.989 | 0.16 | 13.07.2016 02:25:00 | 115.962 | \$ -690.06 |
| 2395 | Buy | 12.07.2016 21:50:00 | 116.055 | 0.16 | 13.07.2016 02:25:00 | 115.955 | \$ -1858.17 |
| 2399 | Buy | 14.07.2016 02:00:00 | 115.524 | 0.16 | 14.07.2016 03:24:00 | 115.579 | \$ 695.15 |
| 2400 | Buy | 14.07.2016 02:30:00 | 115.494 | 0.16 | 14.07.2016 03:24:00 | 115.569 | \$ 1015.2 |
| 2401 | Buy | 14.07.2016 23:00:00 | 117.104 | 0.16 | 14.07.2016 23:59:00 | 117.123 | \$ 116.65 |
| 2405 | Buy | 15.07.2016 01:15:00 | 117.014 | 0.16 | 15.07.2016 03:45:00 | 117.281 | \$ 4084.8 |
| 2404 | Buy | 15.07.2016 01:10:00 | 117.028 | 0.16 | 15.07.2016 03:45:00 | 117.278 | \$ 3812.76 |
| 2403 | Buy | 15.07.2016 01:00:00 | 117.072 | 0.16 | 15.07.2016 03:45:00 | 117.276 | \$ 3076.68 |
| 2402 | Buy | 15.07.2016 00:00:00 | 117.096 | 0.16 | 15.07.2016 03:45:00 | 117.278 | \$ 2724.64 |
| 2409 | Sell | 18.07.2016 01:25:00 | 117.072 | 0.16 | 18.07.2016 02:13:00 | 116.754 | \$ 4900.68 |
| 2408 | Sell | 18.07.2016 01:20:00 | 116.615 | 0.16 | 18.07.2016 02:55:00 | 116.47 | \$ 2133.41 |
| 2407 | Sell | 18.07.2016 01:15:00 | 116.604 | 0.16 | 18.07.2016 02:55:00 | 116.469 | \$ 1973.42 |
| 2406 | Sell | 18.07.2016 00:30:00 | 116.522 | 0.16 | 18.07.2016 02:55:00 | 116.464 | \$ 741.55 |
| 2410 | Sell | 19.07.2016 23:00:00 | 116.955 | 0.16 | 20.07.2016 00:45:00 | 116.833 | \$ 1729.19 |
| 2412 | Sell | 22.07.2016 00:40:00 | 116.775 | 0.16 | 22.07.2016 02:46:00 | 116.697 | \$ 1061.17 |
| 2413 | Sell | 22.07.2016 00:45:00 | 116.947 | 0.16 | 22.07.2016 02:46:00 | 116.713 | \$ 3556.88 |
| 2414 | Sell | 22.07.2016 00:50:00 | 117.031 | 0.16 | 22.07.2016 02:46:00 | 116.706 | \$ 5012.73 |
| 2411 | Sell | 21.07.2016 23:55:00 | 116.67 | 0.16 | 22.07.2016 04:05:00 | 116.499 | \$ 2513.65 |
| 2415 | Sell | 25.07.2016 01:50:00 | 116.685 | 0.16 | 25.07.2016 06:35:00 | 116.675 | \$ -26.69 |
| 2416 | Sell | 27.07.2016 02:30:00 | 115.168 | 0.16 | 27.07.2016 06:05:00 | 116.458 | \$ -20824.27 |
| 2417 | Buy | 28.07.2016 02:00:00 | 116.283 | 0.16 | 28.07.2016 02:30:00 | 116.343 | \$ 773.96 |
| 2421 | Sell | 28.07.2016 21:45:00 | 116.812 | 0.16 | 28.07.2016 22:46:00 | 116.794 | \$ 101.09 |

| | | | | | | | |
|------|------|---------------------|---------|------|---------------------|---------|-------------|
| 2718 | Sell | 05.09.2017 23:00:00 | 129.638 | 0.16 | 06.09.2017 00:10:00 | 129.477 | \$ 2332.89 |
| 2720 | Buy | 07.09.2017 00:00:00 | 130.152 | 0.16 | 07.09.2017 02:55:00 | 130.181 | \$ 255.76 |
| 2724 | Sell | 11.09.2017 01:00:00 | 130.122 | 0.16 | 11.09.2017 05:15:00 | 130.178 | \$ -1104.21 |
| 2723 | Sell | 11.09.2017 00:30:00 | 130.118 | 0.16 | 11.09.2017 05:15:00 | 130.186 | \$ -1296.19 |
| 2722 | Sell | 11.09.2017 00:25:00 | 130.049 | 0.16 | 11.09.2017 05:15:00 | 130.181 | \$ -2320.07 |
| 2721 | Sell | 11.09.2017 00:00:00 | 130.025 | 0.16 | 11.09.2017 05:15:00 | 130.178 | \$ -2656.04 |
| 2726 | Buy | 14.09.2017 23:40:00 | 131.281 | 0.16 | 15.09.2017 00:21:00 | 131.326 | \$ 437.46 |
| 2729 | Buy | 15.09.2017 01:05:00 | 130.994 | 0.16 | 15.09.2017 01:15:00 | 131.052 | \$ 718.4 |
| 2730 | Buy | 15.09.2017 01:20:00 | 130.986 | 0.16 | 15.09.2017 02:40:00 | 131.085 | \$ 1374.42 |
| 2728 | Buy | 15.09.2017 00:35:00 | 131.28 | 0.16 | 15.09.2017 05:55:00 | 131.244 | \$ -786.05 |
| 2727 | Buy | 15.09.2017 00:25:00 | 131.297 | 0.16 | 15.09.2017 05:55:00 | 131.252 | \$ -930.06 |
| 2725 | Buy | 14.09.2017 23:30:00 | 131.456 | 0.16 | 15.09.2017 05:55:00 | 131.249 | \$ -3594.82 |
| 2731 | Sell | 21.09.2017 01:30:00 | 133.654 | 0.16 | 21.09.2017 04:25:00 | 133.526 | \$ 1834.16 |
| 2733 | Buy | 25.09.2017 00:45:00 | 133.55 | 0.16 | 25.09.2017 01:25:00 | 133.902 | \$ 5418.31 |
| 2732 | Buy | 25.09.2017 00:30:00 | 133.587 | 0.16 | 25.09.2017 01:25:00 | 133.904 | \$ 4858.27 |
| 2735 | Sell | 25.09.2017 01:35:00 | 133.989 | 0.16 | 25.09.2017 06:05:00 | 133.906 | \$ 1113.62 |
| 2734 | Sell | 25.09.2017 01:30:00 | 133.898 | 0.16 | 25.09.2017 06:05:00 | 133.908 | \$ -374.23 |
| 2739 | Sell | 26.09.2017 01:25:00 | 132.51 | 0.16 | 26.09.2017 03:05:00 | 132.364 | \$ 2123.99 |
| 2738 | Sell | 26.09.2017 01:20:00 | 132.461 | 0.16 | 26.09.2017 03:05:00 | 132.353 | \$ 1516.05 |
| 2737 | Sell | 25.09.2017 23:55:00 | 132.381 | 0.16 | 26.09.2017 03:05:00 | 132.366 | \$ -7.48 |
| 2736 | Sell | 25.09.2017 22:30:00 | 132.322 | 0.16 | 26.09.2017 03:05:00 | 132.357 | \$ -807.4 |
| 2740 | Buy | 28.09.2017 21:30:00 | 132.43 | 0.16 | 29.09.2017 01:40:00 | 132.434 | \$ -220.36 |
| 2741 | Buy | 02.10.2017 00:30:00 | 132.772 | 0.16 | 02.10.2017 03:08:00 | 132.955 | \$ 2715.55 |
| 2743 | Sell | 05.10.2017 22:05:00 | 132.095 | 0.16 | 06.10.2017 02:45:00 | 132.073 | \$ 104.96 |
| 2742 | Sell | 05.10.2017 22:00:00 | 132.078 | 0.16 | 06.10.2017 02:45:00 | 132.073 | \$ -167.02 |
| 2744 | Buy | 09.10.2017 01:30:00 | 131.949 | 0.16 | 09.10.2017 03:35:00 | 132.224 | \$ 4188.9 |
| 2748 | Sell | 10.10.2017 22:40:00 | 132.722 | 0.16 | 11.10.2017 00:40:00 | 132.724 | \$ -280.05 |
| 2747 | Sell | 10.10.2017 22:30:00 | 132.697 | 0.16 | 11.10.2017 00:40:00 | 132.727 | \$ -728.01 |
| 2746 | Sell | 10.10.2017 21:35:00 | 132.619 | 0.16 | 11.10.2017 00:40:00 | 132.724 | \$ -1927.89 |
| 2745 | Sell | 10.10.2017 21:30:00 | 132.616 | 0.16 | 11.10.2017 00:40:00 | 132.729 | \$ -2055.88 |
| 2751 | Sell | 16.10.2017 22:05:00 | 132.331 | 0.16 | 17.10.2017 01:05:00 | 132.266 | \$ 792.58 |
| 2750 | Sell | 16.10.2017 21:55:00 | 132.322 | 0.16 | 17.10.2017 01:05:00 | 132.269 | \$ 600.61 |
| 2749 | Sell | 16.10.2017 21:45:00 | 132.299 | 0.16 | 17.10.2017 01:05:00 | 132.27 | \$ 216.62 |
| 2753 | Buy | 24.10.2017 21:50:00 | 133.84 | 0.16 | 24.10.2017 22:43:00 | 133.873 | \$ 313.85 |
| 2752 | Buy | 24.10.2017 21:30:00 | 133.875 | 0.16 | 24.10.2017 23:59:00 | 133.917 | \$ 457.8 |
| 2754 | Sell | 26.10.2017 23:30:00 | 132.91 | 0.16 | 27.10.2017 00:59:00 | 132.88 | \$ 231.66 |
| 2756 | Sell | 27.10.2017 01:30:00 | 132.93 | 0.16 | 27.10.2017 03:30:00 | 132.682 | \$ 3755.32 |
| 2755 | Sell | 27.10.2017 01:25:00 | 132.895 | 0.16 | 27.10.2017 03:30:00 | 132.681 | \$ 3211.37 |
| 2759 | Sell | 30.10.2017 23:45:00 | 131.935 | 0.16 | 31.10.2017 01:05:00 | 131.785 | \$ 2153.24 |
| 2758 | Sell | 30.10.2017 23:35:00 | 131.891 | 0.16 | 31.10.2017 01:05:00 | 131.784 | \$ 1465.3 |
| 2757 | Sell | 30.10.2017 23:00:00 | 131.866 | 0.16 | 31.10.2017 01:05:00 | 131.799 | \$ 825.33 |
| 2760 | Buy | 01.11.2017 00:00:00 | 132.329 | 0.16 | 01.11.2017 02:25:00 | 132.441 | \$ 1580.27 |
| 2761 | Sell | 06.11.2017 01:30:00 | 132.653 | 0.16 | 06.11.2017 04:45:00 | 132.854 | \$ -3428.24 |
| 2763 | Sell | 07.11.2017 23:10:00 | 132.083 | 0.16 | 08.11.2017 00:50:00 | 131.998 | \$ 1112.97 |
| 2762 | Sell | 07.11.2017 23:00:00 | 132.06 | 0.16 | 08.11.2017 00:50:00 | 132.0 | \$ 713.02 |
| 2765 | Sell | 08.11.2017 22:40:00 | 132.048 | 0.16 | 09.11.2017 00:05:00 | 131.968 | \$ 961.69 |
| 2764 | Sell | 08.11.2017 22:30:00 | 132.024 | 0.16 | 09.11.2017 00:05:00 | 131.976 | \$ 449.72 |
| 2768 | Sell | 10.11.2017 00:00:00 | 132.083 | 0.16 | 10.11.2017 01:25:00 | 132.018 | \$ 828.65 |
| 2767 | Sell | 09.11.2017 23:55:00 | 132.067 | 0.16 | 10.11.2017 01:25:00 | 132.024 | \$ 441.0 |
| 2766 | Sell | 09.11.2017 23:30:00 | 132.042 | 0.16 | 10.11.2017 01:25:00 | 132.028 | \$ -22.96 |
| 2769 | Buy | 13.11.2017 02:30:00 | 132.363 | 0.16 | 13.11.2017 04:15:00 | 132.426 | \$ 796.23 |
| 2771 | Buy | 15.11.2017 02:15:00 | 133.685 | 0.16 | 15.11.2017 03:09:00 | 133.721 | \$ 362.11 |
| 2770 | Buy | 15.11.2017 02:00:00 | 133.733 | 0.16 | 15.11.2017 07:30:00 | 133.511 | \$ -3765.97 |
| 2772 | Sell | 16.11.2017 23:00:00 | 133.063 | 0.16 | 17.11.2017 02:10:00 | 133.019 | \$ 455.41 |
| 2773 | Buy | 27.11.2017 00:00:00 | 132.983 | 0.16 | 27.11.2017 02:05:00 | 133.115 | \$ 1899.22 |
| 2774 | Buy | 27.11.2017 02:30:00 | 133.02 | 0.16 | 27.11.2017 12:30:00 | 132.715 | \$ -5092.82 |
| 2777 | Sell | 28.11.2017 01:40:00 | 132.25 | 0.16 | 28.11.2017 03:05:00 | 132.218 | \$ 300.38 |
| 2778 | Sell | 28.11.2017 01:50:00 | 132.285 | 0.16 | 28.11.2017 03:05:00 | 132.222 | \$ 796.35 |
| 2776 | Sell | 28.11.2017 01:35:00 | 132.226 | 0.16 | 28.11.2017 05:45:00 | 132.35 | \$ -2195.58 |
| 2775 | Sell | 28.11.2017 01:30:00 | 132.216 | 0.16 | 28.11.2017 05:45:00 | 132.352 | \$ -2387.56 |

| | | | | | | | |
|------|------|---------------------|---------|------|---------------------|---------|-------------|
| 2779 | Buy | 28.11.2017 21:25:00 | 131.813 | 0.16 | 28.11.2017 22:11:00 | 132.0 | \$ 2781.11 |
| 2783 | Sell | 29.11.2017 01:25:00 | 132.215 | 0.16 | 29.11.2017 04:45:00 | 132.074 | \$ 2044.46 |
| 2782 | Sell | 29.11.2017 01:20:00 | 132.134 | 0.16 | 29.11.2017 04:45:00 | 132.068 | \$ 844.57 |
| 2781 | Sell | 29.11.2017 01:05:00 | 132.089 | 0.16 | 29.11.2017 04:45:00 | 132.069 | \$ 108.64 |
| 2780 | Sell | 29.11.2017 01:00:00 | 132.073 | 0.16 | 29.11.2017 04:45:00 | 132.075 | \$ -243.33 |
| 2784 | Buy | 01.12.2017 02:10:00 | 133.92 | 0.16 | 01.12.2017 04:35:00 | 133.992 | \$ 937.72 |
| 2788 | Sell | 04.12.2017 01:00:00 | 133.811 | 0.16 | 04.12.2017 09:10:00 | 133.831 | \$ -534.11 |
| 2787 | Sell | 04.12.2017 00:10:00 | 133.793 | 0.16 | 04.12.2017 09:10:00 | 133.837 | \$ -918.07 |
| 2786 | Sell | 04.12.2017 00:05:00 | 133.759 | 0.16 | 04.12.2017 09:10:00 | 133.837 | \$ -1462.01 |
| 2785 | Sell | 04.12.2017 00:00:00 | 133.713 | 0.16 | 04.12.2017 09:10:00 | 133.833 | \$ -2133.96 |
| 2790 | Sell | 07.12.2017 02:05:00 | 132.686 | 0.16 | 07.12.2017 05:55:00 | 132.631 | \$ 667.71 |
| 2789 | Sell | 07.12.2017 02:00:00 | 132.561 | 0.16 | 07.12.2017 05:55:00 | 132.638 | \$ -1444.12 |
| 2791 | Sell | 12.12.2017 23:30:00 | 133.38 | 0.16 | 13.12.2017 00:10:00 | 133.269 | \$ 1526.92 |
| 2795 | Sell | 14.12.2017 01:25:00 | 133.375 | 0.16 | 14.12.2017 05:05:00 | 133.294 | \$ 1082.58 |
| 2794 | Sell | 14.12.2017 01:20:00 | 133.301 | 0.16 | 14.12.2017 05:05:00 | 133.298 | \$ -165.27 |
| 2793 | Sell | 14.12.2017 00:40:00 | 133.252 | 0.16 | 14.12.2017 05:05:00 | 133.295 | \$ -901.22 |
| 2792 | Sell | 14.12.2017 00:30:00 | 133.22 | 0.16 | 14.12.2017 05:05:00 | 133.293 | \$ -1381.15 |
| 2796 | Buy | 19.12.2017 23:00:00 | 133.635 | 0.16 | 20.12.2017 01:30:00 | 133.67 | \$ 273.7 |
| 2800 | Buy | 21.12.2017 00:05:00 | 134.592 | 0.16 | 21.12.2017 04:30:00 | 134.589 | \$ -263.33 |
| 2799 | Buy | 21.12.2017 00:00:00 | 134.598 | 0.16 | 21.12.2017 04:30:00 | 134.586 | \$ -407.36 |
| 2798 | Buy | 20.12.2017 23:55:00 | 134.637 | 0.16 | 21.12.2017 04:30:00 | 134.577 | \$ -1392.84 |
| 2797 | Buy | 20.12.2017 23:30:00 | 134.646 | 0.16 | 21.12.2017 04:30:00 | 134.591 | \$ -1312.86 |
| 2802 | Sell | 03.01.2018 21:40:00 | 135.218 | 0.16 | 03.01.2018 22:55:00 | 135.115 | \$ 1431.64 |
| 2801 | Sell | 03.01.2018 21:30:00 | 135.198 | 0.16 | 03.01.2018 22:55:00 | 135.112 | \$ 1159.68 |
| 2804 | Buy | 04.01.2018 22:50:00 | 136.023 | 0.16 | 05.01.2018 00:35:00 | 136.1 | \$ 941.88 |
| 2803 | Buy | 04.01.2018 22:30:00 | 136.056 | 0.16 | 05.01.2018 00:35:00 | 136.09 | \$ 253.82 |
| 2806 | Buy | 08.01.2018 00:15:00 | 136.024 | 0.16 | 08.01.2018 01:05:00 | 136.224 | \$ 2982.36 |
| 2805 | Buy | 08.01.2018 00:00:00 | 136.068 | 0.16 | 08.01.2018 01:05:00 | 136.222 | \$ 2246.29 |
| 2809 | Sell | 09.01.2018 01:40:00 | 135.446 | 0.16 | 09.01.2018 03:20:00 | 135.321 | \$ 1783.29 |
| 2808 | Sell | 09.01.2018 01:10:00 | 135.421 | 0.16 | 09.01.2018 03:20:00 | 135.327 | \$ 1287.32 |
| 2807 | Sell | 09.01.2018 01:00:00 | 135.409 | 0.16 | 09.01.2018 03:20:00 | 135.325 | \$ 1127.32 |
| 2813 | Sell | 09.01.2018 22:00:00 | 134.38 | 0.16 | 10.01.2018 02:25:00 | 134.395 | \$ -490.71 |
| 2812 | Sell | 09.01.2018 21:55:00 | 134.375 | 0.16 | 10.01.2018 02:25:00 | 134.4 | \$ -650.7 |
| 2811 | Sell | 09.01.2018 21:50:00 | 134.35 | 0.16 | 10.01.2018 02:25:00 | 134.395 | \$ -970.65 |
| 2810 | Sell | 09.01.2018 21:25:00 | 134.324 | 0.16 | 10.01.2018 02:25:00 | 134.391 | \$ -1322.59 |
| 2814 | Sell | 11.01.2018 02:00:00 | 133.255 | 0.16 | 11.01.2018 02:36:00 | 133.236 | \$ 90.78 |
| 2815 | Buy | 15.01.2018 02:30:00 | 135.215 | 0.16 | 15.01.2018 05:35:00 | 135.19 | \$ -616.33 |
| 2816 | Sell | 17.01.2018 22:00:00 | 135.98 | 0.16 | 17.01.2018 23:14:00 | 135.84 | \$ 2022.44 |
| 2818 | Buy | 18.01.2018 00:40:00 | 135.539 | 0.16 | 18.01.2018 02:00:00 | 135.594 | \$ 663.14 |
| 2819 | Buy | 18.01.2018 00:50:00 | 135.507 | 0.16 | 18.01.2018 02:00:00 | 135.584 | \$ 1015.19 |
| 2820 | Buy | 18.01.2018 00:55:00 | 135.491 | 0.16 | 18.01.2018 02:00:00 | 135.594 | \$ 1431.21 |
| 2817 | Buy | 18.01.2018 00:35:00 | 135.609 | 0.16 | 18.01.2018 02:44:00 | 135.654 | \$ 503.04 |
| 2824 | Sell | 22.01.2018 00:55:00 | 135.672 | 0.16 | 22.01.2018 02:50:00 | 135.535 | \$ 1974.93 |
| 2823 | Sell | 22.01.2018 00:50:00 | 135.64 | 0.16 | 22.01.2018 02:50:00 | 135.521 | \$ 1686.97 |
| 2822 | Sell | 22.01.2018 00:45:00 | 135.615 | 0.16 | 22.01.2018 02:50:00 | 135.529 | \$ 1159.0 |
| 2821 | Sell | 22.01.2018 00:35:00 | 135.604 | 0.16 | 22.01.2018 02:50:00 | 135.519 | \$ 1143.02 |
| 2825 | Sell | 25.01.2018 00:00:00 | 135.516 | 0.16 | 25.01.2018 00:30:00 | 135.478 | \$ 391.18 |
| 2829 | Buy | 31.01.2018 21:50:00 | 135.43 | 0.16 | 01.02.2018 00:01:00 | 135.48 | \$ 365.88 |
| 2827 | Buy | 31.01.2018 21:35:00 | 135.509 | 0.16 | 01.02.2018 02:04:00 | 135.526 | \$ -162.25 |
| 2828 | Buy | 31.01.2018 21:45:00 | 135.471 | 0.16 | 01.02.2018 02:04:00 | 135.525 | \$ 429.8 |
| 2826 | Buy | 31.01.2018 21:25:00 | 135.564 | 0.16 | 01.02.2018 03:10:00 | 135.725 | \$ 2141.64 |
| 2830 | Buy | 05.02.2018 00:05:00 | 136.982 | 0.16 | 05.02.2018 00:25:00 | 137.023 | \$ 436.82 |
| 2831 | Buy | 05.02.2018 01:10:00 | 136.934 | 0.16 | 05.02.2018 01:57:00 | 136.956 | \$ 132.9 |
| 2832 | Buy | 05.02.2018 01:15:00 | 136.853 | 0.16 | 05.02.2018 01:57:00 | 136.971 | \$ 1669.05 |
| 2833 | Sell | 06.02.2018 02:30:00 | 135.269 | 0.16 | 06.02.2018 02:58:00 | 135.152 | \$ 1655.57 |
| 2834 | Buy | 07.02.2018 02:30:00 | 135.45 | 0.16 | 07.02.2018 02:51:00 | 135.523 | \$ 951.29 |
| 2836 | Sell | 07.02.2018 22:15:00 | 134.515 | 0.16 | 07.02.2018 23:45:00 | 134.131 | \$ 5928.77 |
| 2835 | Sell | 07.02.2018 22:10:00 | 134.475 | 0.16 | 07.02.2018 23:45:00 | 134.114 | \$ 5560.82 |
| 2837 | Sell | 08.02.2018 02:30:00 | 134.138 | 0.16 | 08.02.2018 06:15:00 | 134.199 | \$ -1190.64 |
| 2838 | Sell | 09.02.2018 02:30:00 | 133.26 | 0.16 | 09.02.2018 07:00:00 | 133.474 | \$ -3637.22 |

| | | | | | | | |
|------|------|---------------------|---------|------|---------------------|---------|-------------|
| 2840 | Sell | 12.02.2018 01:00:00 | 133.365 | 0.16 | 12.02.2018 01:15:00 | 133.155 | \$ 3146.62 |
| 2839 | Sell | 12.02.2018 00:00:00 | 133.337 | 0.16 | 12.02.2018 01:15:00 | 133.16 | \$ 2618.66 |
| 2842 | Sell | 12.02.2018 21:35:00 | 133.611 | 0.16 | 12.02.2018 22:13:00 | 133.599 | \$ -21.78 |
| 2841 | Sell | 12.02.2018 21:30:00 | 133.58 | 0.16 | 12.02.2018 23:10:00 | 133.553 | \$ 218.26 |
| 2844 | Sell | 13.02.2018 01:40:00 | 133.771 | 0.16 | 13.02.2018 02:30:00 | 133.508 | \$ 3993.96 |
| 2843 | Sell | 13.02.2018 01:30:00 | 133.755 | 0.16 | 13.02.2018 02:30:00 | 133.513 | \$ 3657.98 |
| 2846 | Sell | 13.02.2018 22:40:00 | 133.23 | 0.16 | 14.02.2018 01:25:00 | 133.102 | \$ 1799.13 |
| 2845 | Sell | 13.02.2018 22:30:00 | 133.182 | 0.16 | 14.02.2018 01:25:00 | 133.105 | \$ 983.24 |
| 2850 | Sell | 14.02.2018 22:20:00 | 133.333 | 0.16 | 14.02.2018 22:58:00 | 133.298 | \$ 346.68 |
| 2851 | Sell | 14.02.2018 23:10:00 | 133.328 | 0.16 | 15.02.2018 01:05:00 | 133.147 | \$ 2575.63 |
| 2849 | Sell | 14.02.2018 21:55:00 | 133.246 | 0.16 | 15.02.2018 01:05:00 | 133.135 | \$ 1455.78 |
| 2848 | Sell | 14.02.2018 21:50:00 | 133.088 | 0.16 | 15.02.2018 01:05:00 | 133.144 | \$ -1216.0 |
| 2847 | Sell | 14.02.2018 21:25:00 | 133.071 | 0.16 | 15.02.2018 01:05:00 | 133.142 | \$ -1455.97 |
| 2853 | Buy | 15.02.2018 01:45:00 | 132.879 | 0.16 | 15.02.2018 02:22:00 | 132.899 | \$ 107.38 |
| 2854 | Buy | 15.02.2018 01:50:00 | 132.734 | 0.16 | 15.02.2018 02:22:00 | 132.894 | \$ 2347.63 |
| 2855 | Buy | 15.02.2018 01:55:00 | 132.726 | 0.16 | 15.02.2018 02:22:00 | 132.894 | \$ 2475.65 |
| 2856 | Buy | 15.02.2018 02:30:00 | 132.797 | 0.16 | 15.02.2018 03:15:00 | 133.169 | \$ 5739.52 |
| 2852 | Buy | 15.02.2018 01:30:00 | 133.01 | 0.16 | 15.02.2018 03:15:00 | 133.172 | \$ 2379.2 |
| 2860 | Buy | 15.02.2018 23:15:00 | 132.558 | 0.16 | 15.02.2018 23:55:00 | 132.769 | \$ 3163.9 |
| 2859 | Buy | 15.02.2018 22:45:00 | 132.651 | 0.16 | 15.02.2018 23:55:00 | 132.755 | \$ 1451.78 |
| 2858 | Buy | 15.02.2018 22:35:00 | 132.664 | 0.16 | 15.02.2018 23:55:00 | 132.761 | \$ 1339.75 |
| 2857 | Buy | 15.02.2018 22:30:00 | 132.69 | 0.16 | 15.02.2018 23:55:00 | 132.75 | \$ 747.69 |
| 2861 | Sell | 19.02.2018 00:30:00 | 131.998 | 0.16 | 19.02.2018 01:50:00 | 131.829 | \$ 2492.8 |
| 2862 | Sell | 19.02.2018 02:30:00 | 132.073 | 0.16 | 19.02.2018 03:50:00 | 131.9 | \$ 2556.68 |
| 2863 | Sell | 23.02.2018 02:30:00 | 131.731 | 0.16 | 23.02.2018 03:50:00 | 131.597 | \$ 1933.23 |
| 2864 | Sell | 26.02.2018 00:00:00 | 131.752 | 0.16 | 26.02.2018 00:38:00 | 131.643 | \$ 1533.19 |
| 2865 | Sell | 26.02.2018 00:40:00 | 131.643 | 0.16 | 26.02.2018 01:18:00 | 131.564 | \$ 1053.38 |
| 2866 | Buy | 05.03.2018 01:30:00 | 129.856 | 0.16 | 05.03.2018 02:57:00 | 130.129 | \$ 4160.23 |
| 2867 | Buy | 05.03.2018 01:35:00 | 129.823 | 0.16 | 05.03.2018 02:57:00 | 130.129 | \$ 4688.29 |
| 2870 | Buy | 07.03.2018 00:40:00 | 131.148 | 0.16 | 07.03.2018 02:08:00 | 131.172 | \$ 174.18 |
| 2871 | Buy | 07.03.2018 01:05:00 | 131.105 | 0.16 | 07.03.2018 02:08:00 | 131.157 | \$ 622.22 |
| 2869 | Buy | 07.03.2018 00:35:00 | 131.277 | 0.16 | 07.03.2018 03:05:00 | 131.318 | \$ 445.95 |
| 2868 | Buy | 07.03.2018 00:30:00 | 131.552 | 0.16 | 07.03.2018 03:05:00 | 131.326 | \$ -3826.48 |
| 2873 | Sell | 07.03.2018 22:40:00 | 131.734 | 0.16 | 08.03.2018 00:25:00 | 131.577 | \$ 2194.18 |
| 2872 | Sell | 07.03.2018 22:30:00 | 131.702 | 0.16 | 08.03.2018 00:25:00 | 131.582 | \$ 1602.25 |
| 2874 | Sell | 08.03.2018 23:00:00 | 130.836 | 0.16 | 09.03.2018 00:27:00 | 130.803 | \$ 282.98 |
| 2875 | Sell | 08.03.2018 23:10:00 | 130.844 | 0.16 | 09.03.2018 00:27:00 | 130.816 | \$ 202.95 |
| 2876 | Sell | 08.03.2018 23:15:00 | 130.862 | 0.16 | 09.03.2018 00:27:00 | 130.818 | \$ 458.94 |
| 2880 | Sell | 09.03.2018 01:45:00 | 130.957 | 0.16 | 09.03.2018 04:45:00 | 131.269 | \$ -5201.55 |
| 2879 | Sell | 09.03.2018 01:20:00 | 130.951 | 0.16 | 09.03.2018 04:45:00 | 131.257 | \$ -5105.51 |
| 2878 | Sell | 09.03.2018 00:50:00 | 130.893 | 0.16 | 09.03.2018 04:45:00 | 131.258 | \$ -6049.43 |
| 2877 | Sell | 09.03.2018 00:45:00 | 130.836 | 0.16 | 09.03.2018 04:45:00 | 131.268 | \$ -7121.33 |
| 2881 | Buy | 13.03.2018 22:30:00 | 131.956 | 0.16 | 14.03.2018 00:19:00 | 131.966 | \$ -123.61 |
| 2882 | Buy | 13.03.2018 22:45:00 | 131.935 | 0.16 | 14.03.2018 00:19:00 | 131.982 | \$ 468.41 |
| 2883 | Buy | 13.03.2018 22:50:00 | 131.89 | 0.16 | 14.03.2018 00:19:00 | 131.972 | \$ 1028.51 |
| 2885 | Buy | 14.03.2018 01:10:00 | 131.889 | 0.16 | 14.03.2018 03:00:00 | 132.022 | \$ 1916.98 |
| 2884 | Buy | 14.03.2018 01:00:00 | 131.92 | 0.16 | 14.03.2018 03:00:00 | 132.025 | \$ 1468.93 |
| 2886 | Sell | 14.03.2018 21:25:00 | 131.605 | 0.16 | 14.03.2018 23:40:00 | 131.514 | \$ 1245.43 |
| 2889 | Sell | 16.03.2018 00:05:00 | 130.882 | 0.16 | 16.03.2018 03:05:00 | 130.762 | \$ 1710.57 |
| 2888 | Sell | 15.03.2018 23:40:00 | 130.865 | 0.16 | 16.03.2018 03:05:00 | 130.764 | \$ 1370.94 |
| 2887 | Sell | 15.03.2018 23:30:00 | 130.823 | 0.16 | 16.03.2018 03:05:00 | 130.77 | \$ 602.99 |
| 2893 | Buy | 20.03.2018 00:45:00 | 130.775 | 0.16 | 20.03.2018 01:45:00 | 130.847 | \$ 942.75 |
| 2892 | Buy | 20.03.2018 00:40:00 | 130.797 | 0.16 | 20.03.2018 01:45:00 | 130.861 | \$ 814.72 |
| 2891 | Buy | 20.03.2018 00:35:00 | 130.821 | 0.16 | 20.03.2018 01:45:00 | 130.857 | \$ 366.71 |
| 2890 | Buy | 20.03.2018 00:30:00 | 130.833 | 0.16 | 20.03.2018 01:45:00 | 130.86 | \$ 222.69 |
| 2894 | Buy | 20.03.2018 02:30:00 | 130.762 | 0.16 | 20.03.2018 03:35:00 | 130.904 | \$ 2062.77 |
| 2896 | Sell | 21.03.2018 21:35:00 | 131.021 | 0.16 | 21.03.2018 21:46:00 | 130.996 | \$ 190.35 |
| 2897 | Sell | 21.03.2018 21:50:00 | 130.915 | 0.16 | 21.03.2018 22:55:00 | 130.686 | \$ 3454.53 |
| 2895 | Sell | 21.03.2018 21:30:00 | 130.896 | 0.16 | 21.03.2018 22:55:00 | 130.694 | \$ 3022.56 |
| 2898 | Buy | 26.03.2018 00:00:00 | 129.283 | 0.16 | 26.03.2018 00:47:00 | 129.343 | \$ 753.15 |

| | | | | | | | |
|------|------|---------------------|---------|------|---------------------|---------|-------------|
| 2899 | Buy | 26.03.2018 00:55:00 | 129.314 | 0.16 | 26.03.2018 01:20:00 | 129.577 | \$ 4001.09 |
| 2901 | Sell | 29.03.2018 21:35:00 | 130.995 | 0.16 | 30.03.2018 00:09:00 | 130.968 | \$ 186.73 |
| 2902 | Sell | 29.03.2018 21:40:00 | 131.05 | 0.16 | 30.03.2018 00:09:00 | 130.971 | \$ 1018.64 |
| 2903 | Sell | 29.03.2018 21:45:00 | 131.107 | 0.16 | 30.03.2018 00:09:00 | 130.964 | \$ 2042.55 |
| 2900 | Sell | 29.03.2018 21:30:00 | 130.96 | 0.16 | 30.03.2018 02:25:00 | 130.914 | \$ 490.78 |
| 2905 | Sell | 02.04.2018 23:20:00 | 130.337 | 0.16 | 03.04.2018 00:30:00 | 130.241 | \$ 1291.79 |
| 2904 | Sell | 02.04.2018 23:00:00 | 130.315 | 0.16 | 03.04.2018 00:30:00 | 130.233 | \$ 1067.81 |
| 2907 | Buy | 06.04.2018 02:05:00 | 131.14 | 0.16 | 06.04.2018 03:40:00 | 131.287 | \$ 2142.18 |
| 2906 | Buy | 06.04.2018 02:00:00 | 131.206 | 0.16 | 06.04.2018 03:40:00 | 131.273 | \$ 862.07 |
| 2911 | Buy | 09.04.2018 22:05:00 | 131.55 | 0.16 | 10.04.2018 00:15:00 | 131.557 | \$ -170.97 |
| 2910 | Buy | 09.04.2018 21:45:00 | 131.577 | 0.16 | 10.04.2018 00:15:00 | 131.566 | \$ -459.0 |
| 2909 | Buy | 09.04.2018 21:30:00 | 131.614 | 0.16 | 10.04.2018 00:15:00 | 131.567 | \$ -1035.07 |
| 2908 | Buy | 09.04.2018 21:25:00 | 131.638 | 0.16 | 10.04.2018 00:15:00 | 131.556 | \$ -1595.09 |
| 2912 | Buy | 16.04.2018 00:02:00 | 132.504 | 0.16 | 16.04.2018 00:15:00 | 132.525 | \$ 124.0 |
| 2913 | Sell | 17.04.2018 23:30:00 | 132.43 | 0.16 | 18.04.2018 00:10:00 | 132.351 | \$ 1016.42 |
| 2914 | Sell | 23.04.2018 00:30:00 | 132.399 | 0.16 | 23.04.2018 03:40:00 | 132.245 | \$ 2252.17 |
| 2916 | Buy | 24.04.2018 21:30:00 | 132.869 | 0.16 | 25.04.2018 01:10:00 | 133.154 | \$ 4274.92 |
| 2915 | Buy | 24.04.2018 21:25:00 | 132.942 | 0.16 | 25.04.2018 01:10:00 | 133.149 | \$ 3026.81 |
| 2917 | Sell | 01.05.2018 23:00:00 | 131.81 | 0.16 | 02.05.2018 03:05:00 | 131.734 | \$ 969.41 |
| 2918 | Sell | 02.05.2018 21:30:00 | 131.747 | 0.16 | 02.05.2018 22:30:00 | 131.347 | \$ 6189.21 |
| 2921 | Sell | 03.05.2018 21:40:00 | 131.099 | 0.16 | 04.05.2018 02:00:00 | 130.835 | \$ 3978.57 |
| 2920 | Sell | 03.05.2018 21:35:00 | 131.036 | 0.16 | 04.05.2018 02:00:00 | 130.845 | \$ 2810.64 |
| 2919 | Sell | 03.05.2018 21:30:00 | 131.012 | 0.16 | 04.05.2018 02:00:00 | 130.831 | \$ 2650.7 |
| 2922 | Buy | 09.05.2018 23:30:00 | 129.983 | 0.16 | 10.05.2018 01:10:00 | 130.082 | \$ 1158.59 |
| 2924 | Buy | 15.05.2018 00:00:00 | 130.772 | 0.16 | 15.05.2018 01:55:00 | 130.878 | \$ 1486.75 |
| 2923 | Buy | 14.05.2018 21:25:00 | 130.914 | 0.16 | 15.05.2018 01:55:00 | 130.87 | \$ -985.92 |
| 2928 | Sell | 16.05.2018 23:50:00 | 130.296 | 0.16 | 17.05.2018 00:55:00 | 130.249 | \$ 436.47 |
| 2927 | Sell | 16.05.2018 23:20:00 | 130.286 | 0.16 | 17.05.2018 00:55:00 | 130.252 | \$ 228.51 |
| 2926 | Sell | 16.05.2018 23:00:00 | 130.245 | 0.16 | 17.05.2018 00:55:00 | 130.24 | \$ -235.43 |
| 2925 | Sell | 16.05.2018 21:25:00 | 130.137 | 0.16 | 17.05.2018 00:55:00 | 130.252 | \$ -2155.26 |
| 2930 | Sell | 21.05.2018 00:40:00 | 130.549 | 0.16 | 21.05.2018 02:25:00 | 130.417 | \$ 1903.13 |
| 2929 | Sell | 21.05.2018 00:30:00 | 130.514 | 0.16 | 21.05.2018 02:25:00 | 130.415 | \$ 1375.18 |
| 2931 | Sell | 23.05.2018 22:50:00 | 128.926 | 0.16 | 23.05.2018 23:20:00 | 128.76 | \$ 2449.7 |
| 2932 | Sell | 24.05.2018 02:30:00 | 128.863 | 0.16 | 24.05.2018 03:05:00 | 128.59 | \$ 4161.83 |
| 2933 | Sell | 28.05.2018 00:30:00 | 128.249 | 0.16 | 28.05.2018 01:32:00 | 128.145 | \$ 1458.78 |
| 2934 | Sell | 28.05.2018 00:40:00 | 128.319 | 0.16 | 28.05.2018 01:32:00 | 128.14 | \$ 2658.68 |
| 2935 | Sell | 28.05.2018 00:45:00 | 128.345 | 0.16 | 28.05.2018 01:32:00 | 128.14 | \$ 3074.66 |
| 2938 | Sell | 29.05.2018 23:15:00 | 125.489 | 0.16 | 29.05.2018 23:55:00 | 125.403 | \$ 1175.2 |
| 2939 | Sell | 30.05.2018 00:00:00 | 125.489 | 0.16 | 30.05.2018 02:05:00 | 125.306 | \$ 2727.23 |
| 2937 | Sell | 29.05.2018 23:10:00 | 125.374 | 0.16 | 30.05.2018 02:05:00 | 125.314 | \$ 723.7 |
| 2936 | Sell | 29.05.2018 23:00:00 | 125.354 | 0.16 | 30.05.2018 02:05:00 | 125.308 | \$ 499.76 |
| 2940 | Buy | 30.05.2018 21:30:00 | 126.794 | 0.16 | 30.05.2018 23:30:00 | 127.057 | \$ 4005.12 |
| 2942 | Buy | 31.05.2018 02:10:00 | 126.929 | 0.16 | 31.05.2018 06:10:00 | 126.763 | \$ -2859.09 |
| 2941 | Buy | 31.05.2018 02:00:00 | 126.946 | 0.16 | 31.05.2018 06:10:00 | 126.765 | \$ -3099.11 |
| 2944 | Buy | 12.06.2018 21:40:00 | 129.594 | 0.16 | 13.06.2018 01:10:00 | 129.674 | \$ 1000.18 |
| 2943 | Buy | 12.06.2018 21:30:00 | 129.612 | 0.16 | 13.06.2018 01:10:00 | 129.664 | \$ 552.14 |
| 2945 | Sell | 15.06.2018 01:10:00 | 128.167 | 0.16 | 15.06.2018 02:03:00 | 128.11 | \$ 706.94 |
| 2948 | Sell | 19.06.2018 23:45:00 | 127.592 | 0.16 | 20.06.2018 01:00:00 | 127.467 | \$ 1760.15 |
| 2947 | Sell | 19.06.2018 23:30:00 | 127.579 | 0.16 | 20.06.2018 01:00:00 | 127.469 | \$ 1520.18 |
| 2946 | Sell | 19.06.2018 21:25:00 | 127.452 | 0.16 | 20.06.2018 01:00:00 | 127.467 | \$ -479.6 |
| 2949 | Sell | 20.06.2018 02:30:00 | 127.679 | 0.16 | 20.06.2018 04:05:00 | 127.243 | \$ 6771.7 |
| 2950 | Sell | 20.06.2018 22:00:00 | 127.903 | 0.16 | 20.06.2018 23:45:00 | 127.788 | \$ 1635.34 |
| 2951 | Buy | 21.06.2018 00:00:00 | 127.695 | 0.16 | 21.06.2018 01:35:00 | 127.771 | \$ 1011.69 |
| 2954 | Buy | 02.07.2018 01:00:00 | 129.113 | 0.16 | 02.07.2018 02:15:00 | 129.333 | \$ 3313.43 |
| 2953 | Buy | 02.07.2018 00:10:00 | 129.179 | 0.16 | 02.07.2018 02:15:00 | 129.338 | \$ 2337.32 |
| 2952 | Buy | 02.07.2018 00:05:00 | 129.255 | 0.16 | 02.07.2018 02:15:00 | 129.342 | \$ 1185.19 |
| 2958 | Sell | 02.07.2018 23:10:00 | 128.86 | 0.16 | 03.07.2018 04:40:00 | 128.932 | \$ -1393.87 |
| 2957 | Sell | 02.07.2018 22:20:00 | 128.833 | 0.16 | 03.07.2018 04:40:00 | 128.934 | \$ -1857.8 |
| 2956 | Sell | 02.07.2018 22:15:00 | 128.756 | 0.16 | 03.07.2018 04:40:00 | 128.94 | \$ -3185.69 |
| 2955 | Sell | 02.07.2018 22:00:00 | 128.73 | 0.16 | 03.07.2018 04:40:00 | 128.928 | \$ -3409.65 |

| | | | | | | | |
|------|------|---------------------|---------|------|---------------------|---------|-------------|
| 2962 | Buy | 11.07.2018 00:45:00 | 130.181 | 0.16 | 11.07.2018 05:00:00 | 130.217 | \$ 367.7 |
| 2961 | Buy | 11.07.2018 00:40:00 | 130.212 | 0.16 | 11.07.2018 05:00:00 | 130.21 | \$ -240.33 |
| 2960 | Buy | 11.07.2018 00:05:00 | 130.226 | 0.16 | 11.07.2018 05:00:00 | 130.203 | \$ -576.37 |
| 2959 | Buy | 11.07.2018 00:00:00 | 130.349 | 0.16 | 11.07.2018 05:00:00 | 130.21 | \$ -2432.57 |
| 2963 | Buy | 12.07.2018 22:00:00 | 131.255 | 0.16 | 13.07.2018 02:00:00 | 131.348 | \$ 1205.51 |
| 2964 | Buy | 24.07.2018 00:30:00 | 130.119 | 0.16 | 24.07.2018 01:50:00 | 130.242 | \$ 1759.83 |
| 2965 | Sell | 25.07.2018 23:00:00 | 130.187 | 0.16 | 25.07.2018 23:21:00 | 130.148 | \$ 415.71 |
| 2966 | Sell | 25.07.2018 23:05:00 | 130.207 | 0.16 | 25.07.2018 23:21:00 | 130.154 | \$ 639.65 |
| 2969 | Sell | 26.07.2018 00:10:00 | 130.278 | 0.16 | 26.07.2018 01:00:00 | 129.976 | \$ 4623.56 |
| 2968 | Sell | 25.07.2018 23:35:00 | 130.167 | 0.16 | 26.07.2018 01:00:00 | 129.979 | \$ 2692.7 |
| 2967 | Sell | 25.07.2018 23:30:00 | 130.145 | 0.16 | 26.07.2018 01:00:00 | 129.963 | \$ 2596.72 |
| 2973 | Buy | 31.07.2018 22:55:00 | 130.717 | 0.16 | 01.08.2018 06:00:00 | 130.759 | \$ 390.37 |
| 2972 | Buy | 31.07.2018 22:50:00 | 130.734 | 0.16 | 01.08.2018 06:00:00 | 130.744 | \$ -121.64 |
| 2971 | Buy | 31.07.2018 22:20:00 | 130.769 | 0.16 | 01.08.2018 06:00:00 | 130.748 | \$ -617.71 |
| 2970 | Buy | 31.07.2018 22:15:00 | 130.8 | 0.16 | 01.08.2018 06:00:00 | 130.75 | \$ -1081.75 |
| 2976 | Sell | 08.08.2018 21:50:00 | 128.932 | 0.16 | 08.08.2018 23:30:00 | 128.846 | \$ 1169.69 |
| 2975 | Sell | 08.08.2018 21:40:00 | 128.912 | 0.16 | 08.08.2018 23:30:00 | 128.86 | \$ 625.75 |
| 2974 | Sell | 08.08.2018 21:30:00 | 128.88 | 0.16 | 08.08.2018 23:30:00 | 128.853 | \$ 225.8 |
| 2978 | Buy | 13.08.2018 22:05:00 | 126.072 | 0.16 | 13.08.2018 23:25:00 | 126.196 | \$ 1782.28 |
| 2977 | Buy | 13.08.2018 22:00:00 | 126.109 | 0.16 | 13.08.2018 23:25:00 | 126.189 | \$ 1078.23 |
| 2981 | Sell | 15.08.2018 23:45:00 | 125.709 | 0.16 | 16.08.2018 01:25:00 | 125.557 | \$ 2123.81 |
| 2980 | Sell | 15.08.2018 23:20:00 | 125.682 | 0.16 | 16.08.2018 01:25:00 | 125.538 | \$ 1995.87 |
| 2979 | Sell | 15.08.2018 22:35:00 | 125.626 | 0.16 | 16.08.2018 01:25:00 | 125.546 | \$ 971.95 |
| 2985 | Buy | 22.08.2018 00:40:00 | 127.492 | 0.16 | 22.08.2018 04:05:00 | 127.614 | \$ 1748.0 |
| 2984 | Buy | 22.08.2018 00:30:00 | 127.532 | 0.16 | 22.08.2018 04:05:00 | 127.597 | \$ 835.96 |
| 2983 | Buy | 22.08.2018 00:05:00 | 127.566 | 0.16 | 22.08.2018 04:05:00 | 127.613 | \$ 547.91 |
| 2982 | Buy | 22.08.2018 00:00:00 | 127.607 | 0.16 | 22.08.2018 04:05:00 | 127.598 | \$ -348.16 |
| 2986 | Buy | 23.08.2018 21:55:00 | 128.325 | 0.16 | 23.08.2018 22:55:00 | 128.417 | \$ 1266.7 |
| 2987 | Sell | 30.08.2018 23:15:00 | 129.63 | 0.16 | 31.08.2018 00:14:00 | 129.594 | \$ 332.91 |
| 2988 | Sell | 03.09.2018 02:00:00 | 128.951 | 0.16 | 03.09.2018 03:05:00 | 128.812 | \$ 2017.68 |
| 2990 | Sell | 04.09.2018 21:30:00 | 129.097 | 0.16 | 05.09.2018 00:02:00 | 128.93 | \$ 2429.76 |
| 2989 | Sell | 04.09.2018 21:25:00 | 129.074 | 0.16 | 05.09.2018 00:02:00 | 128.94 | \$ 1901.79 |
| 2991 | Sell | 06.09.2018 22:30:00 | 128.963 | 0.16 | 06.09.2018 23:05:00 | 128.638 | \$ 4993.67 |
| 2992 | Buy | 11.09.2018 00:00:00 | 128.797 | 0.16 | 11.09.2018 03:05:00 | 128.886 | \$ 1217.93 |
| 2994 | Buy | 14.09.2018 00:05:00 | 130.828 | 0.16 | 14.09.2018 01:25:00 | 130.899 | \$ 926.68 |
| 2993 | Buy | 14.09.2018 00:00:00 | 130.851 | 0.16 | 14.09.2018 01:25:00 | 130.903 | \$ 622.64 |
| 2998 | Buy | 17.09.2018 22:15:00 | 130.644 | 0.16 | 18.09.2018 00:10:00 | 130.705 | \$ 694.5 |
| 2997 | Buy | 17.09.2018 22:10:00 | 130.673 | 0.16 | 18.09.2018 00:10:00 | 130.703 | \$ 198.46 |
| 2996 | Buy | 17.09.2018 22:05:00 | 130.718 | 0.16 | 18.09.2018 00:10:00 | 130.694 | \$ -665.62 |
| 2995 | Buy | 17.09.2018 22:00:00 | 130.755 | 0.16 | 18.09.2018 00:10:00 | 130.695 | \$ -1241.67 |
| 2999 | Buy | 18.09.2018 02:00:00 | 130.351 | 0.16 | 18.09.2018 04:00:00 | 130.447 | \$ 1327.45 |
| 3000 | Buy | 18.09.2018 02:30:00 | 130.312 | 0.16 | 18.09.2018 04:00:00 | 130.452 | \$ 2031.49 |
| 3001 | Buy | 21.09.2018 02:30:00 | 132.425 | 0.16 | 21.09.2018 03:25:00 | 132.555 | \$ 1868.12 |
| 3005 | Buy | 04.10.2018 00:30:00 | 131.337 | 0.16 | 04.10.2018 02:53:00 | 131.371 | \$ 333.87 |
| 3004 | Buy | 04.10.2018 00:15:00 | 131.376 | 0.16 | 04.10.2018 08:25:00 | 131.3 | \$ -1426.19 |
| 3003 | Buy | 04.10.2018 00:10:00 | 131.422 | 0.16 | 04.10.2018 08:25:00 | 131.307 | \$ -2050.27 |
| 3002 | Buy | 04.10.2018 00:00:00 | 131.443 | 0.16 | 04.10.2018 08:25:00 | 131.305 | \$ -2418.31 |
| 3009 | Sell | 05.10.2018 01:30:00 | 131.206 | 0.16 | 05.10.2018 05:00:00 | 131.218 | \$ -401.93 |
| 3008 | Sell | 04.10.2018 23:45:00 | 131.184 | 0.16 | 05.10.2018 05:00:00 | 131.202 | \$ -533.57 |
| 3007 | Sell | 04.10.2018 23:30:00 | 131.164 | 0.16 | 05.10.2018 05:00:00 | 131.202 | \$ -853.56 |
| 3006 | Sell | 04.10.2018 22:00:00 | 131.094 | 0.16 | 05.10.2018 05:00:00 | 131.212 | \$ -2133.45 |
| 3013 | Sell | 08.10.2018 21:50:00 | 129.856 | 0.16 | 09.10.2018 02:00:00 | 130.028 | \$ -2995.44 |
| 3012 | Sell | 08.10.2018 21:45:00 | 129.828 | 0.16 | 09.10.2018 02:00:00 | 130.033 | \$ -3523.42 |
| 3011 | Sell | 08.10.2018 21:40:00 | 129.809 | 0.16 | 09.10.2018 02:00:00 | 130.038 | \$ -3907.37 |
| 3010 | Sell | 08.10.2018 21:30:00 | 129.783 | 0.16 | 09.10.2018 02:00:00 | 130.023 | \$ -4083.35 |
| 3017 | Buy | 10.10.2018 21:45:00 | 129.727 | 0.16 | 11.10.2018 03:45:00 | 129.56 | \$ -3097.01 |
| 3016 | Buy | 10.10.2018 21:40:00 | 129.788 | 0.16 | 11.10.2018 03:45:00 | 129.553 | \$ -4185.1 |
| 3015 | Buy | 10.10.2018 21:35:00 | 129.835 | 0.16 | 11.10.2018 03:45:00 | 129.568 | \$ -4697.17 |
| 3014 | Buy | 10.10.2018 21:30:00 | 129.884 | 0.16 | 11.10.2018 03:45:00 | 129.556 | \$ -5673.26 |
| 3021 | Buy | 22.10.2018 02:15:00 | 129.435 | 0.16 | 22.10.2018 06:35:00 | 129.685 | \$ 3792.91 |

| | | | | | | | |
|------|------|---------------------|---------|------|---------------------|---------|-------------|
| 3020 | Buy | 22.10.2018 01:55:00 | 129.459 | 0.16 | 22.10.2018 06:35:00 | 129.674 | \$ 3232.86 |
| 3019 | Buy | 22.10.2018 01:45:00 | 129.481 | 0.16 | 22.10.2018 06:35:00 | 129.679 | \$ 2960.85 |
| 3018 | Buy | 22.10.2018 01:30:00 | 129.489 | 0.16 | 22.10.2018 06:35:00 | 129.683 | \$ 2896.81 |
| 3023 | Sell | 23.10.2018 21:35:00 | 129.055 | 0.16 | 23.10.2018 23:18:00 | 128.997 | \$ 721.52 |
| 3022 | Sell | 23.10.2018 21:30:00 | 128.967 | 0.16 | 24.10.2018 02:00:00 | 128.899 | \$ 845.96 |
| 3027 | Buy | 29.10.2018 22:45:00 | 127.776 | 0.16 | 29.10.2018 23:34:00 | 127.849 | \$ 963.56 |
| 3028 | Buy | 29.10.2018 23:50:00 | 127.826 | 0.16 | 30.10.2018 02:10:00 | 127.8 | \$ -692.99 |
| 3026 | Buy | 29.10.2018 22:40:00 | 127.835 | 0.16 | 30.10.2018 02:10:00 | 127.803 | \$ -789.0 |
| 3025 | Buy | 29.10.2018 22:35:00 | 127.86 | 0.16 | 30.10.2018 02:10:00 | 127.805 | \$ -1157.05 |
| 3024 | Buy | 29.10.2018 22:30:00 | 127.899 | 0.16 | 30.10.2018 02:10:00 | 127.8 | \$ -1861.1 |
| 3029 | Buy | 02.11.2018 01:30:00 | 128.396 | 0.16 | 02.11.2018 03:00:00 | 128.541 | \$ 2114.58 |
| 3030 | Sell | 05.11.2018 21:25:00 | 129.296 | 0.16 | 05.11.2018 22:25:00 | 129.208 | \$ 1201.11 |
| 3031 | Buy | 08.11.2018 00:00:00 | 129.669 | 0.16 | 08.11.2018 01:30:00 | 129.819 | \$ 2192.53 |
| 3035 | Buy | 08.11.2018 21:45:00 | 129.486 | 0.16 | 08.11.2018 23:20:00 | 129.603 | \$ 1664.82 |
| 3034 | Buy | 08.11.2018 21:40:00 | 129.611 | 0.16 | 08.11.2018 23:20:00 | 129.607 | \$ -271.36 |
| 3033 | Buy | 08.11.2018 21:35:00 | 129.643 | 0.16 | 08.11.2018 23:20:00 | 129.616 | \$ -639.41 |
| 3032 | Buy | 08.11.2018 21:30:00 | 129.66 | 0.16 | 08.11.2018 23:20:00 | 129.616 | \$ -911.45 |
| 3036 | Buy | 13.11.2018 21:25:00 | 128.215 | 0.16 | 13.11.2018 22:24:00 | 128.286 | \$ 930.85 |
| 3037 | Sell | 14.11.2018 22:00:00 | 128.704 | 0.16 | 15.11.2018 01:01:00 | 128.545 | \$ 2231.03 |
| 3038 | Sell | 14.11.2018 22:05:00 | 128.719 | 0.16 | 15.11.2018 01:01:00 | 128.544 | \$ 2487.0 |
| 3039 | Sell | 14.11.2018 22:15:00 | 128.789 | 0.16 | 15.11.2018 01:01:00 | 128.557 | \$ 3398.91 |
| 3040 | Sell | 15.11.2018 21:25:00 | 128.864 | 0.16 | 15.11.2018 22:07:00 | 128.784 | \$ 1073.82 |
| 3041 | Sell | 15.11.2018 21:30:00 | 128.947 | 0.16 | 15.11.2018 22:07:00 | 128.775 | \$ 2545.67 |
| 3042 | Sell | 15.11.2018 21:35:00 | 128.986 | 0.16 | 15.11.2018 22:07:00 | 128.793 | \$ 2881.62 |
| 3043 | Sell | 15.11.2018 21:50:00 | 129.015 | 0.16 | 15.11.2018 22:07:00 | 128.792 | \$ 3361.57 |
| 3045 | Buy | 19.11.2018 01:35:00 | 128.468 | 0.16 | 19.11.2018 02:52:00 | 128.599 | \$ 1890.44 |
| 3044 | Buy | 19.11.2018 01:30:00 | 128.657 | 0.16 | 19.11.2018 09:05:00 | 128.619 | \$ -813.83 |
| 3046 | Sell | 26.11.2018 00:00:00 | 128.04 | 0.16 | 26.11.2018 01:40:00 | 127.937 | \$ 1443.13 |
| 3047 | Sell | 28.11.2018 21:25:00 | 129.216 | 0.16 | 29.11.2018 00:55:00 | 129.154 | \$ 678.19 |
| 3051 | Sell | 03.12.2018 01:20:00 | 128.963 | 0.16 | 03.12.2018 03:00:00 | 128.742 | \$ 3329.66 |
| 3050 | Sell | 03.12.2018 01:15:00 | 128.932 | 0.16 | 03.12.2018 03:00:00 | 128.754 | \$ 2641.69 |
| 3049 | Sell | 03.12.2018 01:10:00 | 128.923 | 0.16 | 03.12.2018 03:00:00 | 128.738 | \$ 2753.73 |
| 3048 | Sell | 03.12.2018 00:30:00 | 128.901 | 0.16 | 03.12.2018 03:00:00 | 128.739 | \$ 2385.77 |
| 3052 | Sell | 05.12.2018 02:30:00 | 128.02 | 0.16 | 05.12.2018 05:50:00 | 127.948 | \$ 947.17 |
| 3055 | Buy | 06.12.2018 01:50:00 | 128.22 | 0.16 | 06.12.2018 09:10:00 | 128.015 | \$ -3485.15 |
| 3054 | Buy | 06.12.2018 01:40:00 | 128.237 | 0.16 | 06.12.2018 09:10:00 | 128.004 | \$ -3933.17 |
| 3053 | Buy | 06.12.2018 01:30:00 | 128.267 | 0.16 | 06.12.2018 09:10:00 | 128.007 | \$ -4365.24 |
| 3056 | Sell | 06.12.2018 23:00:00 | 128.286 | 0.16 | 07.12.2018 00:11:00 | 128.26 | \$ 175.06 |
| 3058 | Buy | 10.12.2018 01:30:00 | 128.236 | 0.16 | 10.12.2018 02:59:00 | 128.281 | \$ 514.81 |
| 3057 | Buy | 10.12.2018 00:00:00 | 128.279 | 0.16 | 10.12.2018 03:30:00 | 128.495 | \$ 3250.75 |
| 3060 | Sell | 11.12.2018 22:15:00 | 128.491 | 0.16 | 12.12.2018 00:00:00 | 128.269 | \$ 3310.74 |
| 3059 | Sell | 11.12.2018 22:00:00 | 128.441 | 0.16 | 12.12.2018 00:00:00 | 128.278 | \$ 2366.81 |
| 3061 | Sell | 12.12.2018 02:30:00 | 128.496 | 0.16 | 12.12.2018 04:55:00 | 128.514 | \$ -493.61 |
| 3062 | Sell | 17.12.2018 02:30:00 | 128.249 | 0.16 | 17.12.2018 06:30:00 | 128.332 | \$ -1533.22 |
| 3063 | Buy | 19.12.2018 22:00:00 | 127.777 | 0.16 | 19.12.2018 22:17:00 | 127.92 | \$ 2083.56 |
| 3064 | Buy | 19.12.2018 22:05:00 | 127.744 | 0.16 | 19.12.2018 22:17:00 | 127.938 | \$ 2899.63 |
| 3067 | Sell | 26.12.2018 01:50:00 | 126.068 | 0.16 | 26.12.2018 04:30:00 | 125.948 | \$ 1718.29 |
| 3066 | Sell | 26.12.2018 01:45:00 | 126.041 | 0.16 | 26.12.2018 04:30:00 | 125.952 | \$ 1222.33 |
| 3065 | Sell | 26.12.2018 01:40:00 | 125.913 | 0.16 | 26.12.2018 04:30:00 | 125.946 | \$ -729.48 |
| 3071 | Sell | 27.12.2018 22:20:00 | 126.909 | 0.16 | 28.12.2018 00:06:00 | 126.863 | \$ 497.25 |
| 3070 | Sell | 27.12.2018 22:15:00 | 126.894 | 0.16 | 28.12.2018 00:06:00 | 126.879 | \$ 1.3 |
| 3069 | Sell | 27.12.2018 22:10:00 | 126.862 | 0.16 | 28.12.2018 00:06:00 | 126.873 | \$ -414.66 |
| 3068 | Sell | 27.12.2018 22:00:00 | 126.842 | 0.16 | 28.12.2018 00:06:00 | 126.878 | \$ -814.64 |
| 3072 | Buy | 28.12.2018 02:00:00 | 126.77 | 0.16 | 28.12.2018 02:05:00 | 126.882 | \$ 1589.18 |
| 3074 | Sell | 31.12.2018 02:30:00 | 126.369 | 0.16 | 31.12.2018 06:10:00 | 126.305 | \$ 821.81 |
| 3073 | Sell | 31.12.2018 01:30:00 | 126.316 | 0.16 | 31.12.2018 06:10:00 | 126.3 | \$ 53.88 |
| 3077 | Sell | 02.01.2019 01:20:00 | 125.836 | 0.16 | 02.01.2019 02:15:00 | 125.635 | \$ 3014.67 |
| 3076 | Sell | 02.01.2019 01:15:00 | 125.8 | 0.16 | 02.01.2019 02:15:00 | 125.632 | \$ 2486.71 |
| 3075 | Sell | 02.01.2019 01:00:00 | 125.773 | 0.16 | 02.01.2019 02:15:00 | 125.617 | \$ 2294.76 |
| 3080 | Buy | 03.01.2019 22:15:00 | 122.443 | 0.16 | 03.01.2019 22:41:00 | 122.514 | \$ 940.1 |

| | | | | | | | |
|------|------|---------------------|---------|------|---------------------|---------|-------------|
| 3079 | Buy | 03.01.2019 22:10:00 | 122.532 | 0.16 | 03.01.2019 23:50:00 | 122.701 | \$ 2507.96 |
| 3078 | Buy | 03.01.2019 22:00:00 | 122.731 | 0.16 | 03.01.2019 23:50:00 | 122.707 | \$ -580.36 |
| 3081 | Buy | 08.01.2019 00:30:00 | 124.643 | 0.16 | 08.01.2019 02:05:00 | 124.76 | \$ 1672.56 |
| 3084 | Sell | 09.01.2019 02:15:00 | 124.676 | 0.16 | 09.01.2019 03:19:00 | 124.629 | \$ 552.51 |
| 3083 | Sell | 09.01.2019 02:00:00 | 124.597 | 0.16 | 09.01.2019 08:15:00 | 124.681 | \$ -1543.37 |
| 3082 | Sell | 09.01.2019 01:30:00 | 124.576 | 0.16 | 09.01.2019 08:15:00 | 124.691 | \$ -2039.32 |
| 3085 | Sell | 15.01.2019 02:30:00 | 124.315 | 0.16 | 15.01.2019 10:15:00 | 124.508 | \$ -3286.9 |
| 3089 | Sell | 15.01.2019 22:30:00 | 123.908 | 0.16 | 16.01.2019 00:50:00 | 123.93 | \$ -585.94 |
| 3088 | Sell | 15.01.2019 22:10:00 | 123.889 | 0.16 | 16.01.2019 00:50:00 | 123.932 | \$ -921.92 |
| 3087 | Sell | 15.01.2019 22:05:00 | 123.84 | 0.16 | 16.01.2019 00:50:00 | 123.928 | \$ -1641.83 |
| 3086 | Sell | 15.01.2019 22:00:00 | 123.785 | 0.16 | 16.01.2019 00:50:00 | 123.928 | \$ -2521.74 |
| 3090 | Sell | 17.01.2019 22:35:00 | 124.476 | 0.16 | 18.01.2019 00:02:00 | 124.444 | \$ 277.16 |
| 3094 | Sell | 25.01.2019 02:30:00 | 124.047 | 0.16 | 25.01.2019 10:10:00 | 124.247 | \$ -3398.49 |
| 3093 | Sell | 25.01.2019 02:15:00 | 124.041 | 0.16 | 25.01.2019 10:10:00 | 124.249 | \$ -3526.48 |
| 3092 | Sell | 25.01.2019 02:10:00 | 123.995 | 0.16 | 25.01.2019 10:10:00 | 124.231 | \$ -3974.4 |
| 3091 | Sell | 25.01.2019 02:00:00 | 123.972 | 0.16 | 25.01.2019 10:10:00 | 124.246 | \$ -4582.37 |
| 3095 | Buy | 28.01.2019 00:05:00 | 124.916 | 0.16 | 28.01.2019 01:05:00 | 125.007 | \$ 1256.14 |
| 3098 | Buy | 28.01.2019 02:30:00 | 124.826 | 0.16 | 28.01.2019 03:50:00 | 124.91 | \$ 1144.29 |
| 3097 | Buy | 28.01.2019 02:10:00 | 124.854 | 0.16 | 28.01.2019 03:50:00 | 124.908 | \$ 664.24 |
| 3096 | Buy | 28.01.2019 02:00:00 | 124.873 | 0.16 | 28.01.2019 03:50:00 | 124.92 | \$ 552.2 |
| 3099 | Sell | 01.02.2019 02:30:00 | 124.704 | 0.16 | 01.02.2019 03:30:00 | 124.544 | \$ 2360.47 |
| 3102 | Buy | 04.02.2019 02:00:00 | 125.353 | 0.16 | 04.02.2019 02:05:00 | 125.486 | \$ 1927.42 |
| 3101 | Buy | 04.02.2019 01:45:00 | 125.388 | 0.16 | 04.02.2019 02:05:00 | 125.486 | \$ 1367.39 |
| 3100 | Buy | 04.02.2019 00:05:00 | 125.408 | 0.16 | 04.02.2019 02:05:00 | 125.504 | \$ 1335.34 |
| 3103 | Buy | 04.02.2019 21:25:00 | 125.588 | 0.16 | 05.02.2019 00:30:00 | 125.609 | \$ 62.58 |
| 3107 | Sell | 25.02.2019 02:30:00 | 125.694 | 0.16 | 25.02.2019 04:00:00 | 125.56 | \$ 1942.87 |
| 3106 | Sell | 25.02.2019 02:25:00 | 125.668 | 0.16 | 25.02.2019 04:00:00 | 125.567 | \$ 1414.92 |
| 3105 | Sell | 25.02.2019 01:45:00 | 125.646 | 0.16 | 25.02.2019 04:00:00 | 125.566 | \$ 1078.98 |
| 3104 | Sell | 25.02.2019 01:30:00 | 125.613 | 0.16 | 25.02.2019 04:00:00 | 125.556 | \$ 711.02 |
| 3108 | Buy | 01.03.2019 00:00:00 | 126.644 | 0.16 | 01.03.2019 01:45:00 | 126.694 | \$ 597.36 |
| 3111 | Sell | 04.03.2019 23:20:00 | 126.722 | 0.16 | 05.03.2019 00:25:00 | 126.635 | \$ 1153.56 |
| 3110 | Sell | 04.03.2019 23:05:00 | 126.702 | 0.16 | 05.03.2019 00:25:00 | 126.637 | \$ 801.59 |
| 3109 | Sell | 04.03.2019 23:00:00 | 126.688 | 0.16 | 05.03.2019 00:25:00 | 126.636 | \$ 593.61 |
| 3113 | Sell | 07.03.2019 23:40:00 | 124.967 | 0.16 | 08.03.2019 01:27:00 | 124.953 | \$ -11.62 |
| 3116 | Sell | 08.03.2019 01:40:00 | 124.964 | 0.16 | 08.03.2019 02:45:00 | 124.818 | \$ 2136.04 |
| 3115 | Sell | 08.03.2019 01:35:00 | 124.953 | 0.16 | 08.03.2019 02:45:00 | 124.808 | \$ 2120.06 |
| 3114 | Sell | 08.03.2019 01:30:00 | 124.94 | 0.16 | 08.03.2019 02:45:00 | 124.806 | \$ 1944.08 |
| 3112 | Sell | 07.03.2019 23:30:00 | 124.931 | 0.16 | 08.03.2019 02:45:00 | 124.817 | \$ 1588.43 |
| 3118 | Buy | 21.03.2019 00:05:00 | 126.289 | 0.16 | 21.03.2019 03:30:00 | 126.541 | \$ 3829.92 |
| 3117 | Buy | 21.03.2019 00:00:00 | 126.376 | 0.16 | 21.03.2019 03:30:00 | 126.543 | \$ 2469.81 |
| 3122 | Sell | 21.03.2019 23:45:00 | 126.014 | 0.16 | 22.03.2019 02:05:00 | 126.006 | \$ -109.31 |
| 3121 | Sell | 21.03.2019 23:25:00 | 125.993 | 0.16 | 22.03.2019 02:05:00 | 126.013 | \$ -557.26 |
| 3120 | Sell | 21.03.2019 23:15:00 | 125.963 | 0.16 | 22.03.2019 02:05:00 | 126.008 | \$ -957.22 |
| 3119 | Sell | 21.03.2019 23:00:00 | 125.946 | 0.16 | 22.03.2019 02:05:00 | 126.007 | \$ -1213.21 |
| 3126 | Sell | 25.03.2019 02:30:00 | 124.384 | 0.16 | 25.03.2019 03:30:00 | 124.189 | \$ 2920.99 |
| 3125 | Sell | 25.03.2019 02:25:00 | 124.364 | 0.16 | 25.03.2019 03:30:00 | 124.191 | \$ 2569.02 |
| 3124 | Sell | 25.03.2019 02:20:00 | 124.347 | 0.16 | 25.03.2019 03:30:00 | 124.2 | \$ 2153.05 |
| 3123 | Sell | 25.03.2019 01:10:00 | 124.305 | 0.16 | 25.03.2019 03:30:00 | 124.187 | \$ 1689.12 |
| 3128 | Buy | 26.03.2019 21:30:00 | 124.552 | 0.16 | 27.03.2019 01:20:00 | 124.577 | \$ 128.23 |
| 3127 | Buy | 26.03.2019 21:25:00 | 124.612 | 0.16 | 27.03.2019 07:30:00 | 124.48 | \$ -2383.85 |
| 3132 | Sell | 23.04.2019 23:15:00 | 125.544 | 0.16 | 24.04.2019 01:55:00 | 125.541 | \$ -188.56 |
| 3131 | Sell | 23.04.2019 23:10:00 | 125.532 | 0.16 | 24.04.2019 01:55:00 | 125.529 | \$ -188.54 |
| 3130 | Sell | 23.04.2019 23:00:00 | 125.512 | 0.16 | 24.04.2019 01:55:00 | 125.54 | \$ -684.5 |
| 3129 | Sell | 23.04.2019 22:30:00 | 125.49 | 0.16 | 24.04.2019 01:55:00 | 125.531 | \$ -892.46 |
| 3135 | Sell | 24.04.2019 21:50:00 | 125.231 | 0.16 | 24.04.2019 23:35:00 | 125.13 | \$ 1415.63 |
| 3134 | Sell | 24.04.2019 21:45:00 | 125.198 | 0.16 | 24.04.2019 23:35:00 | 125.134 | \$ 823.69 |
| 3133 | Sell | 24.04.2019 21:30:00 | 125.141 | 0.16 | 24.04.2019 23:35:00 | 125.134 | \$ -88.24 |
| 3136 | Buy | 29.04.2019 00:00:00 | 124.389 | 0.16 | 29.04.2019 04:20:00 | 124.512 | \$ 1768.97 |
| 3140 | Buy | 01.05.2019 23:05:00 | 124.802 | 0.16 | 02.05.2019 00:55:00 | 124.798 | \$ -481.11 |
| 3139 | Buy | 01.05.2019 22:55:00 | 124.808 | 0.16 | 02.05.2019 00:55:00 | 124.808 | \$ -417.13 |

| | | | | | | | |
|------|------|---------------------|---------|------|---------------------|---------|-------------|
| 3138 | Buy | 01.05.2019 22:45:00 | 124.825 | 0.16 | 02.05.2019 00:55:00 | 124.808 | \$ -689.16 |
| 3137 | Buy | 01.05.2019 22:30:00 | 124.845 | 0.16 | 02.05.2019 00:55:00 | 124.797 | \$ -1185.18 |
| 3142 | Buy | 07.05.2019 00:05:00 | 123.812 | 0.16 | 07.05.2019 02:50:00 | 124.137 | \$ 5001.91 |
| 3141 | Buy | 07.05.2019 00:00:00 | 124.004 | 0.16 | 07.05.2019 02:50:00 | 124.148 | \$ 2105.59 |
| 3145 | Sell | 07.05.2019 23:30:00 | 123.454 | 0.16 | 08.05.2019 00:42:00 | 123.428 | \$ 182.78 |
| 3144 | Sell | 07.05.2019 23:15:00 | 123.43 | 0.16 | 08.05.2019 02:40:00 | 123.367 | \$ 774.84 |
| 3143 | Sell | 07.05.2019 23:10:00 | 123.407 | 0.16 | 08.05.2019 02:40:00 | 123.382 | \$ 166.85 |
| 3146 | Sell | 13.05.2019 21:30:00 | 122.829 | 0.16 | 14.05.2019 00:00:00 | 122.659 | \$ 2487.79 |
| 3150 | Buy | 22.05.2019 00:05:00 | 123.306 | 0.16 | 22.05.2019 02:15:00 | 123.45 | \$ 2106.7 |
| 3149 | Buy | 21.05.2019 23:55:00 | 123.328 | 0.16 | 22.05.2019 02:15:00 | 123.431 | \$ 1378.2 |
| 3148 | Buy | 21.05.2019 23:25:00 | 123.349 | 0.16 | 22.05.2019 02:15:00 | 123.431 | \$ 1042.16 |
| 3147 | Buy | 21.05.2019 23:00:00 | 123.382 | 0.16 | 22.05.2019 02:15:00 | 123.434 | \$ 562.11 |
| 3151 | Sell | 29.05.2019 23:00:00 | 122.08 | 0.16 | 30.05.2019 09:05:00 | 122.127 | \$ -1054.37 |
| 3152 | Buy | 24.06.2019 00:00:00 | 122.021 | 0.16 | 24.06.2019 01:05:00 | 122.069 | \$ 572.77 |
| 3155 | Sell | 02.08.2019 01:55:00 | 119.102 | 0.16 | 02.08.2019 02:37:00 | 119.093 | \$ -46.56 |
| 3154 | Sell | 02.08.2019 01:45:00 | 119.074 | 0.16 | 02.08.2019 03:35:00 | 118.953 | \$ 1745.49 |
| 3153 | Sell | 02.08.2019 01:30:00 | 119.044 | 0.16 | 02.08.2019 03:35:00 | 118.969 | \$ 1009.54 |
| 3158 | Buy | 06.08.2019 00:55:00 | 118.589 | 0.16 | 06.08.2019 02:32:00 | 118.626 | \$ 402.25 |
| 3159 | Buy | 06.08.2019 01:00:00 | 118.449 | 0.16 | 06.08.2019 02:32:00 | 118.63 | \$ 2706.47 |
| 3157 | Buy | 06.08.2019 00:30:00 | 118.662 | 0.16 | 06.08.2019 03:15:00 | 118.811 | \$ 2194.13 |
| 3156 | Buy | 06.08.2019 00:00:00 | 118.682 | 0.16 | 06.08.2019 03:15:00 | 118.794 | \$ 1602.1 |
| 3160 | Sell | 07.08.2019 22:40:00 | 119.051 | 0.16 | 08.08.2019 01:10:00 | 118.919 | \$ 1814.47 |
| 3163 | Buy | 14.08.2019 01:50:00 | 119.132 | 0.16 | 14.08.2019 07:10:00 | 118.868 | \$ -4414.6 |
| 3162 | Buy | 14.08.2019 01:45:00 | 119.15 | 0.16 | 14.08.2019 07:10:00 | 118.862 | \$ -4798.63 |
| 3161 | Buy | 14.08.2019 01:30:00 | 119.165 | 0.16 | 14.08.2019 07:10:00 | 118.862 | \$ -5038.65 |
| 3164 | Sell | 15.08.2019 02:30:00 | 117.961 | 0.16 | 15.08.2019 04:35:00 | 117.933 | \$ 259.26 |
| 3167 | Sell | 28.08.2019 22:50:00 | 117.647 | 0.16 | 28.08.2019 23:55:00 | 117.476 | \$ 2547.75 |
| 3166 | Sell | 28.08.2019 22:40:00 | 117.619 | 0.16 | 28.08.2019 23:55:00 | 117.472 | \$ 2163.81 |
| 3165 | Sell | 28.08.2019 22:30:00 | 117.59 | 0.16 | 28.08.2019 23:55:00 | 117.462 | \$ 1859.86 |
| 3168 | Sell | 03.09.2019 22:30:00 | 116.357 | 0.16 | 03.09.2019 23:35:00 | 116.271 | \$ 1189.84 |
| 3169 | Sell | 11.09.2019 21:30:00 | 118.695 | 0.16 | 12.09.2019 07:35:00 | 119.026 | \$ -5592.95 |
| 3170 | Sell | 12.09.2019 02:30:00 | 118.903 | 0.16 | 12.09.2019 08:50:00 | 118.953 | \$ -990.26 |
| 3171 | Buy | 13.09.2019 00:00:00 | 119.598 | 0.16 | 13.09.2019 01:05:00 | 119.677 | \$ 1072.66 |
| 3172 | Buy | 16.09.2019 00:30:00 | 119.212 | 0.16 | 16.09.2019 01:12:00 | 119.396 | \$ 2753.26 |
| 3173 | Buy | 16.09.2019 00:50:00 | 119.173 | 0.16 | 16.09.2019 01:12:00 | 119.394 | \$ 3345.33 |
| 3177 | Sell | 16.09.2019 23:30:00 | 119.005 | 0.16 | 17.09.2019 00:07:00 | 118.984 | \$ 109.92 |
| 3176 | Sell | 16.09.2019 23:00:00 | 118.977 | 0.16 | 17.09.2019 00:30:00 | 118.903 | \$ 957.96 |
| 3175 | Sell | 16.09.2019 22:05:00 | 118.916 | 0.16 | 17.09.2019 00:30:00 | 118.914 | \$ -193.96 |
| 3174 | Sell | 16.09.2019 21:30:00 | 118.904 | 0.16 | 17.09.2019 00:30:00 | 118.903 | \$ -209.93 |
| 3179 | Sell | 23.09.2019 01:30:00 | 118.683 | 0.16 | 23.09.2019 02:05:00 | 118.613 | \$ 930.09 |
| 3178 | Sell | 23.09.2019 00:30:00 | 118.68 | 0.16 | 23.09.2019 02:05:00 | 118.603 | \$ 1042.11 |
| 3180 | Buy | 07.10.2019 00:30:00 | 117.2 | 0.16 | 07.10.2019 04:02:00 | 117.249 | \$ 596.5 |
| 3181 | Buy | 07.10.2019 00:45:00 | 117.168 | 0.16 | 07.10.2019 04:02:00 | 117.246 | \$ 1060.53 |
| 3182 | Buy | 07.10.2019 00:50:00 | 117.153 | 0.16 | 07.10.2019 04:02:00 | 117.248 | \$ 1332.56 |
| 3183 | Buy | 07.10.2019 01:00:00 | 117.104 | 0.16 | 07.10.2019 04:02:00 | 117.237 | \$ 1940.62 |
| 3186 | Buy | 10.10.2019 01:40:00 | 117.624 | 0.16 | 10.10.2019 03:05:00 | 117.88 | \$ 3907.79 |
| 3185 | Buy | 10.10.2019 01:35:00 | 117.67 | 0.16 | 10.10.2019 03:05:00 | 117.888 | \$ 3299.73 |
| 3184 | Buy | 10.10.2019 01:30:00 | 117.693 | 0.16 | 10.10.2019 03:05:00 | 117.896 | \$ 3059.7 |
| 3187 | Buy | 14.10.2019 00:05:00 | 119.548 | 0.16 | 14.10.2019 02:38:00 | 119.593 | \$ 528.74 |
| 3188 | Buy | 21.10.2019 01:30:00 | 120.864 | 0.16 | 21.10.2019 03:00:00 | 120.942 | \$ 1054.64 |
| 3190 | Sell | 01.11.2019 00:00:00 | 120.466 | 0.16 | 01.11.2019 03:05:00 | 120.455 | \$ -16.74 |
| 3189 | Sell | 31.10.2019 23:00:00 | 120.448 | 0.16 | 01.11.2019 03:05:00 | 120.442 | \$ -132.39 |
| 3191 | Sell | 05.11.2019 02:30:00 | 121.005 | 0.16 | 05.11.2019 05:35:00 | 120.941 | \$ 830.39 |
| 3193 | Buy | 07.11.2019 22:35:00 | 120.672 | 0.16 | 08.11.2019 02:10:00 | 120.848 | \$ 2550.45 |
| 3192 | Buy | 07.11.2019 22:30:00 | 120.689 | 0.16 | 08.11.2019 02:10:00 | 120.843 | \$ 2198.44 |
| 3195 | Buy | 18.11.2019 01:30:00 | 120.13 | 0.16 | 18.11.2019 02:35:00 | 120.23 | \$ 1407.8 |
| 3194 | Buy | 18.11.2019 00:00:00 | 120.201 | 0.16 | 18.11.2019 02:35:00 | 120.229 | \$ 255.69 |
| 3197 | Sell | 25.11.2019 01:55:00 | 119.848 | 0.16 | 25.11.2019 05:20:00 | 119.887 | \$ -815.77 |
| 3196 | Sell | 25.11.2019 01:30:00 | 119.837 | 0.16 | 25.11.2019 05:20:00 | 119.889 | \$ -1023.76 |
| 3198 | Sell | 27.11.2019 22:00:00 | 120.588 | 0.16 | 27.11.2019 23:45:00 | 120.492 | \$ 1343.05 |

| | | | | | | | |
|------|------|---------------------|---------|------|---------------------|---------|-------------|
| 3259 | Sell | 16.03.2020 22:00:00 | 118.54 | 0.16 | 16.03.2020 22:45:00 | 118.372 | \$ 2498.32 |
| 3260 | Sell | 16.03.2020 22:05:00 | 118.593 | 0.16 | 16.03.2020 22:45:00 | 118.384 | \$ 3154.25 |
| 3261 | Sell | 16.03.2020 22:10:00 | 118.646 | 0.16 | 16.03.2020 22:45:00 | 118.383 | \$ 4018.15 |
| 3262 | Sell | 16.03.2020 22:15:00 | 118.66 | 0.16 | 16.03.2020 22:45:00 | 118.373 | \$ 4402.14 |
| 3264 | Sell | 17.03.2020 01:35:00 | 118.605 | 0.16 | 17.03.2020 02:46:00 | 118.573 | \$ 322.24 |
| 3265 | Sell | 17.03.2020 01:45:00 | 118.639 | 0.16 | 17.03.2020 02:46:00 | 118.58 | \$ 754.18 |
| 3266 | Sell | 17.03.2020 01:50:00 | 118.659 | 0.16 | 17.03.2020 02:46:00 | 118.576 | \$ 1138.15 |
| 3263 | Sell | 17.03.2020 01:30:00 | 118.503 | 0.16 | 17.03.2020 09:00:00 | 118.867 | \$ -6013.6 |
| 3270 | Sell | 17.03.2020 21:40:00 | 118.531 | 0.16 | 17.03.2020 23:35:00 | 118.335 | \$ 2946.33 |
| 3269 | Sell | 17.03.2020 21:35:00 | 118.519 | 0.16 | 17.03.2020 23:35:00 | 118.339 | \$ 2690.35 |
| 3268 | Sell | 17.03.2020 21:30:00 | 118.38 | 0.16 | 17.03.2020 23:35:00 | 118.338 | \$ 482.57 |
| 3267 | Sell | 17.03.2020 21:25:00 | 118.342 | 0.16 | 17.03.2020 23:35:00 | 118.346 | \$ -253.35 |
| 3272 | Sell | 18.03.2020 23:05:00 | 117.921 | 0.16 | 18.03.2020 23:29:00 | 117.896 | \$ 211.34 |
| 3271 | Sell | 18.03.2020 23:00:00 | 117.836 | 0.16 | 19.03.2020 00:27:00 | 117.786 | \$ 504.42 |
| 3273 | Sell | 18.03.2020 23:45:00 | 117.947 | 0.16 | 19.03.2020 00:27:00 | 117.779 | \$ 2392.23 |
| 3275 | Sell | 19.03.2020 02:05:00 | 118.621 | 0.16 | 19.03.2020 02:19:00 | 118.422 | \$ 2994.19 |
| 3276 | Sell | 19.03.2020 02:20:00 | 118.447 | 0.16 | 19.03.2020 03:30:00 | 118.413 | \$ 354.49 |
| 3277 | Sell | 19.03.2020 02:25:00 | 118.469 | 0.16 | 19.03.2020 03:30:00 | 118.413 | \$ 706.44 |
| 3278 | Sell | 19.03.2020 02:30:00 | 118.542 | 0.16 | 19.03.2020 03:30:00 | 118.432 | \$ 1570.32 |
| 3274 | Sell | 19.03.2020 01:55:00 | 118.177 | 0.16 | 19.03.2020 10:45:00 | 118.465 | \$ -4797.08 |
| 3282 | Sell | 19.03.2020 22:25:00 | 118.464 | 0.16 | 19.03.2020 23:10:00 | 118.365 | \$ 1394.47 |
| 3279 | Sell | 19.03.2020 22:05:00 | 118.216 | 0.16 | 19.03.2020 23:31:00 | 118.197 | \$ 114.85 |
| 3280 | Sell | 19.03.2020 22:10:00 | 118.322 | 0.16 | 19.03.2020 23:31:00 | 118.207 | \$ 1650.67 |
| 3281 | Sell | 19.03.2020 22:20:00 | 118.351 | 0.16 | 19.03.2020 23:31:00 | 118.207 | \$ 2114.64 |
| 3285 | Buy | 23.03.2020 00:45:00 | 118.414 | 0.16 | 23.03.2020 01:02:00 | 118.436 | \$ 162.54 |
| 3284 | Buy | 23.03.2020 00:30:00 | 118.44 | 0.16 | 23.03.2020 01:56:00 | 118.465 | \$ 210.49 |
| 3283 | Buy | 23.03.2020 00:06:00 | 118.507 | 0.16 | 23.03.2020 05:00:00 | 118.292 | \$ -3629.6 |
| 3289 | Buy | 23.03.2020 22:50:00 | 119.411 | 0.16 | 24.03.2020 03:55:00 | 119.545 | \$ 1880.47 |
| 3288 | Buy | 23.03.2020 22:35:00 | 119.446 | 0.16 | 24.03.2020 03:55:00 | 119.543 | \$ 1288.41 |
| 3287 | Buy | 23.03.2020 22:30:00 | 119.529 | 0.16 | 24.03.2020 03:55:00 | 119.536 | \$ -151.72 |
| 3286 | Buy | 23.03.2020 22:20:00 | 119.548 | 0.16 | 24.03.2020 03:55:00 | 119.534 | \$ -487.74 |
| 3291 | Buy | 24.03.2020 21:50:00 | 119.776 | 0.16 | 24.03.2020 22:25:00 | 119.998 | \$ 3360.36 |
| 3290 | Buy | 24.03.2020 21:45:00 | 119.824 | 0.16 | 24.03.2020 22:25:00 | 120.01 | \$ 2784.28 |
| 3295 | Buy | 26.03.2020 02:20:00 | 120.698 | 0.16 | 26.03.2020 03:45:00 | 120.845 | \$ 2158.9 |
| 3294 | Buy | 26.03.2020 02:15:00 | 120.719 | 0.16 | 26.03.2020 03:45:00 | 120.847 | \$ 1854.86 |
| 3293 | Buy | 26.03.2020 02:05:00 | 120.778 | 0.16 | 26.03.2020 03:45:00 | 120.86 | \$ 1118.75 |
| 3292 | Buy | 26.03.2020 02:00:00 | 120.795 | 0.16 | 26.03.2020 03:45:00 | 120.856 | \$ 782.74 |
| 3297 | Sell | 26.03.2020 23:05:00 | 120.966 | 0.16 | 26.03.2020 23:54:00 | 120.916 | \$ 606.45 |
| 3296 | Sell | 26.03.2020 23:00:00 | 120.913 | 0.16 | 27.03.2020 00:40:00 | 120.729 | \$ 2714.85 |
| 3299 | Sell | 31.03.2020 02:30:00 | 119.296 | 0.16 | 31.03.2020 03:07:00 | 119.278 | \$ 97.13 |
| 3298 | Sell | 31.03.2020 02:05:00 | 119.267 | 0.16 | 31.03.2020 03:30:00 | 119.119 | \$ 2177.17 |
| 3300 | Sell | 31.03.2020 21:25:00 | 118.624 | 0.16 | 31.03.2020 22:39:00 | 118.58 | \$ 514.21 |
| 3301 | Sell | 31.03.2020 21:30:00 | 118.655 | 0.16 | 31.03.2020 22:39:00 | 118.574 | \$ 1106.15 |
| 3302 | Sell | 01.04.2020 00:25:00 | 118.711 | 0.16 | 01.04.2020 01:00:00 | 118.641 | \$ 930.06 |
| 3303 | Sell | 01.04.2020 02:00:00 | 118.775 | 0.16 | 01.04.2020 03:05:00 | 118.386 | \$ 6033.94 |
| 3307 | Sell | 01.04.2020 23:05:00 | 117.327 | 0.16 | 02.04.2020 03:10:00 | 117.315 | \$ -102.77 |
| 3306 | Sell | 01.04.2020 22:55:00 | 117.291 | 0.16 | 02.04.2020 03:10:00 | 117.326 | \$ -854.7 |
| 3305 | Sell | 01.04.2020 22:50:00 | 117.241 | 0.16 | 02.04.2020 03:10:00 | 117.316 | \$ -1494.63 |
| 3304 | Sell | 01.04.2020 22:00:00 | 117.186 | 0.16 | 02.04.2020 03:10:00 | 117.308 | \$ -2246.56 |
| 3309 | Sell | 02.04.2020 23:20:00 | 117.183 | 0.16 | 03.04.2020 00:35:00 | 117.005 | \$ 2624.82 |
| 3308 | Sell | 02.04.2020 23:10:00 | 117.168 | 0.16 | 03.04.2020 00:35:00 | 117.017 | \$ 2192.84 |
| 3310 | Sell | 03.04.2020 01:30:00 | 117.243 | 0.16 | 03.04.2020 03:03:00 | 117.201 | \$ 484.4 |
| 3311 | Sell | 03.04.2020 01:35:00 | 117.266 | 0.16 | 03.04.2020 03:03:00 | 117.202 | \$ 836.38 |
| 3312 | Sell | 03.04.2020 02:00:00 | 117.309 | 0.16 | 03.04.2020 03:03:00 | 117.192 | \$ 1684.3 |
| 3313 | Sell | 03.04.2020 02:05:00 | 117.373 | 0.16 | 03.04.2020 03:03:00 | 117.202 | \$ 2548.21 |
| 3317 | Buy | 08.04.2020 00:10:00 | 118.38 | 0.16 | 08.04.2020 02:08:00 | 118.413 | \$ 338.6 |
| 3316 | Buy | 08.04.2020 00:00:00 | 118.443 | 0.16 | 08.04.2020 07:15:00 | 118.312 | \$ -2285.51 |
| 3315 | Buy | 07.04.2020 23:55:00 | 118.5 | 0.16 | 08.04.2020 07:15:00 | 118.297 | \$ -3510.07 |
| 3314 | Buy | 07.04.2020 23:05:00 | 118.524 | 0.16 | 08.04.2020 07:15:00 | 118.305 | \$ -3766.13 |
| 3320 | Sell | 13.04.2020 23:15:00 | 117.595 | 0.16 | 14.04.2020 00:25:00 | 117.491 | \$ 1440.16 |

| | | | | | | | |
|------|------|---------------------|---------|------|---------------------|---------|-------------|
| 3319 | Sell | 13.04.2020 23:10:00 | 117.57 | 0.16 | 14.04.2020 00:25:00 | 117.489 | \$ 1072.21 |
| 3318 | Sell | 13.04.2020 23:00:00 | 117.535 | 0.16 | 14.04.2020 00:25:00 | 117.488 | \$ 528.27 |
| 3323 | Sell | 14.04.2020 22:10:00 | 117.733 | 0.16 | 15.04.2020 00:05:00 | 117.686 | \$ 527.93 |
| 3322 | Sell | 14.04.2020 22:05:00 | 117.724 | 0.16 | 15.04.2020 00:05:00 | 117.675 | \$ 559.96 |
| 3321 | Sell | 14.04.2020 22:00:00 | 117.679 | 0.16 | 15.04.2020 00:05:00 | 117.676 | \$ -175.98 |
| 3324 | Sell | 15.04.2020 23:00:00 | 117.419 | 0.16 | 15.04.2020 23:40:00 | 117.271 | \$ 2180.14 |
| 3328 | Sell | 17.04.2020 00:40:00 | 117.246 | 0.16 | 17.04.2020 03:05:00 | 117.072 | \$ 2596.41 |
| 3327 | Sell | 17.04.2020 00:35:00 | 117.153 | 0.16 | 17.04.2020 03:05:00 | 117.078 | \$ 1012.55 |
| 3326 | Sell | 17.04.2020 00:30:00 | 117.027 | 0.16 | 17.04.2020 03:05:00 | 117.085 | \$ -1115.25 |
| 3325 | Sell | 17.04.2020 00:00:00 | 116.973 | 0.16 | 17.04.2020 03:05:00 | 117.083 | \$ -1947.16 |
| 3329 | Buy | 01.05.2020 00:06:00 | 117.363 | 0.16 | 01.05.2020 03:22:00 | 117.397 | \$ 356.23 |
| 3330 | Buy | 01.05.2020 01:05:00 | 117.254 | 0.16 | 01.05.2020 03:22:00 | 117.381 | \$ 1844.39 |
| 3331 | Buy | 01.05.2020 01:10:00 | 117.236 | 0.16 | 01.05.2020 03:22:00 | 117.387 | \$ 2228.43 |
| 3332 | Buy | 01.05.2020 01:15:00 | 117.229 | 0.16 | 01.05.2020 03:22:00 | 117.397 | \$ 2500.45 |
| 3333 | Buy | 04.05.2020 00:30:00 | 117.153 | 0.16 | 04.05.2020 01:27:00 | 117.163 | \$ -27.45 |
| 3334 | Buy | 04.05.2020 02:00:00 | 117.071 | 0.16 | 04.05.2020 09:35:00 | 116.799 | \$ -4539.29 |
| 3335 | Buy | 12.05.2020 00:30:00 | 116.315 | 0.16 | 12.05.2020 07:00:00 | 116.069 | \$ -4122.09 |
| 3339 | Buy | 12.05.2020 23:30:00 | 116.258 | 0.16 | 13.05.2020 01:00:00 | 116.262 | \$ -194.49 |
| 3338 | Buy | 12.05.2020 23:15:00 | 116.273 | 0.16 | 13.05.2020 01:00:00 | 116.266 | \$ -370.52 |
| 3337 | Buy | 12.05.2020 23:10:00 | 116.303 | 0.16 | 13.05.2020 01:00:00 | 116.264 | \$ -882.55 |
| 3336 | Buy | 12.05.2020 23:00:00 | 116.308 | 0.16 | 13.05.2020 01:00:00 | 116.266 | \$ -930.58 |
| 3343 | Sell | 14.05.2020 22:50:00 | 115.903 | 0.16 | 15.05.2020 01:50:00 | 115.862 | \$ 434.88 |
| 3342 | Sell | 14.05.2020 22:45:00 | 115.882 | 0.16 | 15.05.2020 01:50:00 | 115.857 | \$ 178.9 |
| 3341 | Sell | 14.05.2020 22:40:00 | 115.82 | 0.16 | 15.05.2020 01:50:00 | 115.864 | \$ -925.01 |
| 3340 | Sell | 14.05.2020 22:30:00 | 115.793 | 0.16 | 15.05.2020 01:50:00 | 115.865 | \$ -1372.96 |
| 3345 | Buy | 18.05.2020 00:10:00 | 115.833 | 0.16 | 18.05.2020 01:55:00 | 116.095 | \$ 4006.69 |
| 3344 | Buy | 18.05.2020 00:01:00 | 115.875 | 0.16 | 18.05.2020 01:55:00 | 116.089 | \$ 3238.6 |
| 3346 | Buy | 19.05.2020 00:00:00 | 117.134 | 0.16 | 19.05.2020 01:25:00 | 117.18 | \$ 548.59 |
| 3350 | Buy | 19.05.2020 23:00:00 | 117.685 | 0.16 | 20.05.2020 01:25:00 | 117.698 | \$ -52.78 |
| 3349 | Buy | 19.05.2020 22:55:00 | 117.749 | 0.16 | 20.05.2020 01:25:00 | 117.713 | \$ -836.86 |
| 3348 | Buy | 19.05.2020 22:40:00 | 117.767 | 0.16 | 20.05.2020 01:25:00 | 117.715 | \$ -1092.92 |
| 3347 | Buy | 19.05.2020 22:30:00 | 117.84 | 0.16 | 20.05.2020 01:25:00 | 117.711 | \$ -2325.03 |
| 3353 | Buy | 21.05.2020 23:10:00 | 117.74 | 0.16 | 22.05.2020 03:25:00 | 117.913 | \$ 2507.14 |
| 3352 | Buy | 21.05.2020 23:05:00 | 117.77 | 0.16 | 22.05.2020 03:25:00 | 117.909 | \$ 1963.1 |
| 3351 | Buy | 21.05.2020 23:00:00 | 117.783 | 0.16 | 22.05.2020 03:25:00 | 117.904 | \$ 1675.08 |
| 3356 | Sell | 25.05.2020 02:30:00 | 117.503 | 0.16 | 25.05.2020 03:55:00 | 117.379 | \$ 1796.0 |
| 3355 | Sell | 25.05.2020 02:25:00 | 117.46 | 0.16 | 25.05.2020 03:55:00 | 117.388 | \$ 964.06 |
| 3354 | Sell | 25.05.2020 02:00:00 | 117.423 | 0.16 | 25.05.2020 03:55:00 | 117.39 | \$ 340.1 |
| 3357 | Buy | 26.05.2020 23:00:00 | 118.038 | 0.16 | 27.05.2020 09:05:00 | 117.86 | \$ -3109.32 |
| 3358 | Buy | 28.05.2020 23:00:00 | 119.153 | 0.16 | 29.05.2020 00:50:00 | 119.237 | \$ 1080.88 |
| 3361 | Buy | 02.06.2020 22:35:00 | 121.331 | 0.16 | 03.06.2020 02:20:00 | 121.421 | \$ 1173.41 |
| 3360 | Buy | 02.06.2020 22:25:00 | 121.35 | 0.16 | 03.06.2020 02:20:00 | 121.421 | \$ 869.35 |
| 3359 | Buy | 02.06.2020 22:15:00 | 121.392 | 0.16 | 03.06.2020 02:20:00 | 121.427 | \$ 293.3 |
| 3362 | Buy | 04.06.2020 00:00:00 | 122.323 | 0.16 | 04.06.2020 01:50:00 | 122.387 | \$ 828.29 |
| 3363 | Buy | 05.06.2020 00:40:00 | 123.68 | 0.16 | 05.06.2020 01:25:00 | 123.784 | \$ 1466.12 |
| 3364 | Sell | 08.06.2020 01:30:00 | 123.968 | 0.16 | 08.06.2020 02:06:00 | 123.95 | \$ 89.64 |
| 3365 | Sell | 08.06.2020 02:30:00 | 124.032 | 0.16 | 08.06.2020 03:26:00 | 123.928 | \$ 1465.56 |
| 3369 | Sell | 09.06.2020 01:50:00 | 122.523 | 0.16 | 09.06.2020 03:25:00 | 122.396 | \$ 1835.96 |
| 3368 | Sell | 09.06.2020 01:45:00 | 122.496 | 0.16 | 09.06.2020 03:25:00 | 122.397 | \$ 1388.0 |
| 3367 | Sell | 09.06.2020 01:40:00 | 122.483 | 0.16 | 09.06.2020 03:25:00 | 122.404 | \$ 1068.02 |
| 3366 | Sell | 09.06.2020 01:35:00 | 122.454 | 0.16 | 09.06.2020 03:25:00 | 122.39 | \$ 828.08 |
| 3370 | Sell | 10.06.2020 21:30:00 | 122.165 | 0.16 | 10.06.2020 22:00:00 | 122.062 | \$ 1452.52 |
| 3371 | Sell | 17.06.2020 02:30:00 | 120.963 | 0.16 | 17.06.2020 03:20:00 | 120.723 | \$ 3646.47 |
| 3373 | Sell | 18.06.2020 23:25:00 | 119.901 | 0.16 | 19.06.2020 00:50:00 | 119.789 | \$ 1564.47 |
| 3372 | Sell | 18.06.2020 23:00:00 | 119.886 | 0.16 | 19.06.2020 00:50:00 | 119.793 | \$ 1260.51 |
| 3377 | Buy | 07.07.2020 23:20:00 | 121.2 | 0.16 | 08.07.2020 02:05:00 | 121.285 | \$ 1093.61 |
| 3376 | Buy | 07.07.2020 23:15:00 | 121.213 | 0.16 | 08.07.2020 02:05:00 | 121.278 | \$ 773.6 |
| 3375 | Buy | 07.07.2020 23:05:00 | 121.219 | 0.16 | 08.07.2020 02:05:00 | 121.279 | \$ 693.57 |
| 3374 | Buy | 07.07.2020 23:00:00 | 121.235 | 0.16 | 08.07.2020 02:05:00 | 121.277 | \$ 405.54 |
| 3381 | Buy | 13.07.2020 22:50:00 | 121.711 | 0.16 | 14.07.2020 03:05:00 | 121.775 | \$ 756.8 |

| | | | | | | | |
|------|------|---------------------|---------|------|---------------------|---------|-------------|
| 3380 | Buy | 13.07.2020 22:35:00 | 121.717 | 0.16 | 14.07.2020 03:05:00 | 121.784 | \$ 804.77 |
| 3379 | Buy | 13.07.2020 22:30:00 | 121.78 | 0.16 | 14.07.2020 03:05:00 | 121.778 | \$ -299.31 |
| 3378 | Buy | 13.07.2020 22:00:00 | 121.788 | 0.16 | 14.07.2020 03:05:00 | 121.79 | \$ -235.35 |
| 3383 | Sell | 21.07.2020 22:05:00 | 123.157 | 0.16 | 22.07.2020 03:10:00 | 123.195 | \$ -840.72 |
| 3382 | Sell | 21.07.2020 21:45:00 | 123.127 | 0.16 | 22.07.2020 03:10:00 | 123.185 | \$ -1160.68 |
| 3386 | Buy | 22.07.2020 23:55:00 | 123.979 | 0.16 | 23.07.2020 01:05:00 | 124.055 | \$ 800.18 |
| 3385 | Buy | 22.07.2020 23:30:00 | 124.003 | 0.16 | 23.07.2020 01:05:00 | 124.052 | \$ 368.17 |
| 3384 | Buy | 22.07.2020 22:30:00 | 124.039 | 0.16 | 23.07.2020 01:05:00 | 124.044 | \$ -335.9 |
| 3389 | Buy | 23.07.2020 22:55:00 | 123.809 | 0.16 | 23.07.2020 23:55:00 | 123.917 | \$ 1529.91 |
| 3388 | Buy | 23.07.2020 22:45:00 | 123.832 | 0.16 | 23.07.2020 23:55:00 | 123.916 | \$ 1145.89 |
| 3387 | Buy | 23.07.2020 22:30:00 | 123.84 | 0.16 | 23.07.2020 23:55:00 | 123.93 | \$ 1241.86 |
| 3390 | Sell | 27.07.2020 00:00:00 | 123.447 | 0.16 | 27.07.2020 04:50:00 | 123.578 | \$ -2293.54 |
| 3391 | Sell | 30.07.2020 21:25:00 | 124.094 | 0.16 | 30.07.2020 23:05:00 | 124.039 | \$ 681.44 |
| 3392 | Buy | 03.08.2020 00:05:00 | 124.54 | 0.16 | 03.08.2020 01:15:00 | 124.588 | \$ 568.75 |
| 3393 | Buy | 03.08.2020 00:10:00 | 124.519 | 0.16 | 03.08.2020 01:15:00 | 124.596 | \$ 1032.76 |
| 3396 | Sell | 06.08.2020 21:45:00 | 125.419 | 0.16 | 07.08.2020 00:05:00 | 125.296 | \$ 1731.66 |
| 3395 | Sell | 06.08.2020 21:40:00 | 125.382 | 0.16 | 07.08.2020 00:05:00 | 125.3 | \$ 1075.7 |
| 3394 | Sell | 06.08.2020 21:35:00 | 125.348 | 0.16 | 07.08.2020 00:05:00 | 125.3 | \$ 531.75 |
| 3400 | Buy | 11.08.2020 22:20:00 | 125.031 | 0.16 | 12.08.2020 03:10:00 | 125.094 | \$ 735.48 |
| 3399 | Buy | 11.08.2020 22:15:00 | 125.089 | 0.16 | 12.08.2020 03:10:00 | 125.104 | \$ -32.62 |
| 3398 | Buy | 11.08.2020 22:10:00 | 125.181 | 0.16 | 12.08.2020 03:10:00 | 125.089 | \$ -1744.78 |
| 3397 | Buy | 11.08.2020 22:05:00 | 125.266 | 0.16 | 12.08.2020 03:10:00 | 125.096 | \$ -2992.91 |
| 3401 | Buy | 12.08.2020 22:00:00 | 125.933 | 0.16 | 13.08.2020 01:45:00 | 125.982 | \$ 365.08 |
| 3405 | Buy | 13.08.2020 21:55:00 | 126.173 | 0.16 | 14.08.2020 01:45:00 | 126.368 | \$ 2845.64 |
| 3404 | Buy | 13.08.2020 21:50:00 | 126.241 | 0.16 | 14.08.2020 01:45:00 | 126.367 | \$ 1741.54 |
| 3403 | Buy | 13.08.2020 21:45:00 | 126.257 | 0.16 | 14.08.2020 01:45:00 | 126.364 | \$ 1437.51 |
| 3402 | Buy | 13.08.2020 21:35:00 | 126.277 | 0.16 | 14.08.2020 01:45:00 | 126.367 | \$ 1165.47 |
| 3409 | Sell | 24.08.2020 02:30:00 | 124.965 | 0.16 | 24.08.2020 03:05:00 | 124.895 | \$ 920.04 |
| 3408 | Sell | 24.08.2020 01:50:00 | 124.959 | 0.16 | 24.08.2020 03:05:00 | 124.881 | \$ 1048.07 |
| 3407 | Sell | 24.08.2020 01:35:00 | 124.939 | 0.16 | 24.08.2020 03:05:00 | 124.879 | \$ 760.08 |
| 3406 | Sell | 24.08.2020 01:30:00 | 124.904 | 0.16 | 24.08.2020 03:05:00 | 124.883 | \$ 136.14 |
| 3413 | Sell | 31.08.2020 01:10:00 | 125.737 | 0.16 | 31.08.2020 03:15:00 | 125.536 | \$ 3014.83 |
| 3412 | Sell | 31.08.2020 01:05:00 | 125.606 | 0.16 | 31.08.2020 03:15:00 | 125.538 | \$ 887.02 |
| 3411 | Sell | 31.08.2020 00:45:00 | 125.544 | 0.16 | 31.08.2020 03:15:00 | 125.532 | \$ -8.88 |
| 3410 | Sell | 31.08.2020 00:30:00 | 125.506 | 0.16 | 31.08.2020 03:15:00 | 125.529 | \$ -568.82 |
| 3417 | Buy | 31.08.2020 22:20:00 | 126.335 | 0.16 | 31.08.2020 23:50:00 | 126.432 | \$ 1349.88 |
| 3416 | Buy | 31.08.2020 22:05:00 | 126.345 | 0.16 | 31.08.2020 23:50:00 | 126.437 | \$ 1269.85 |
| 3415 | Buy | 31.08.2020 21:50:00 | 126.377 | 0.16 | 31.08.2020 23:50:00 | 126.429 | \$ 629.82 |
| 3414 | Buy | 31.08.2020 21:25:00 | 126.39 | 0.16 | 31.08.2020 23:50:00 | 126.437 | \$ 549.79 |
| 3421 | Buy | 01.09.2020 21:55:00 | 126.157 | 0.16 | 02.09.2020 01:15:00 | 126.273 | \$ 1581.66 |
| 3420 | Buy | 01.09.2020 21:45:00 | 126.183 | 0.16 | 02.09.2020 01:15:00 | 126.277 | \$ 1229.62 |
| 3419 | Buy | 01.09.2020 21:40:00 | 126.229 | 0.16 | 02.09.2020 01:15:00 | 126.275 | \$ 461.57 |
| 3418 | Buy | 01.09.2020 21:30:00 | 126.234 | 0.16 | 02.09.2020 01:15:00 | 126.274 | \$ 365.56 |
| 3423 | Sell | 02.09.2020 23:55:00 | 125.886 | 0.16 | 03.09.2020 03:00:00 | 125.809 | \$ 923.53 |
| 3422 | Sell | 02.09.2020 23:30:00 | 125.874 | 0.16 | 03.09.2020 03:00:00 | 125.808 | \$ 747.55 |
| 3424 | Sell | 03.09.2020 23:30:00 | 125.896 | 0.16 | 04.09.2020 00:40:00 | 125.76 | \$ 1938.89 |
| 3425 | Buy | 04.09.2020 02:30:00 | 125.633 | 0.16 | 04.09.2020 03:35:00 | 125.834 | \$ 3014.98 |
| 3429 | Buy | 10.09.2020 21:55:00 | 125.508 | 0.16 | 11.09.2020 00:25:00 | 125.466 | \$ -945.29 |
| 3428 | Buy | 10.09.2020 21:45:00 | 125.54 | 0.16 | 11.09.2020 00:25:00 | 125.462 | \$ -1521.34 |
| 3427 | Buy | 10.09.2020 21:30:00 | 125.578 | 0.16 | 11.09.2020 00:25:00 | 125.469 | \$ -2017.41 |
| 3426 | Buy | 10.09.2020 21:25:00 | 125.688 | 0.16 | 11.09.2020 00:25:00 | 125.46 | \$ -3921.59 |
| 3431 | Sell | 17.09.2020 01:45:00 | 124.076 | 0.16 | 17.09.2020 03:05:00 | 123.862 | \$ 3225.46 |
| 3430 | Sell | 17.09.2020 01:30:00 | 124.066 | 0.16 | 17.09.2020 03:05:00 | 123.854 | \$ 3193.49 |
| 3435 | Sell | 21.09.2020 22:15:00 | 123.3 | 0.16 | 22.09.2020 01:30:00 | 123.155 | \$ 2087.02 |
| 3434 | Sell | 21.09.2020 21:40:00 | 123.235 | 0.16 | 22.09.2020 01:30:00 | 123.146 | \$ 1191.16 |
| 3433 | Sell | 21.09.2020 21:30:00 | 123.198 | 0.16 | 22.09.2020 01:30:00 | 123.164 | \$ 311.19 |
| 3432 | Sell | 21.09.2020 21:25:00 | 123.19 | 0.16 | 22.09.2020 01:30:00 | 123.163 | \$ 199.23 |
| 3436 | Buy | 23.09.2020 22:00:00 | 122.891 | 0.16 | 24.09.2020 03:15:00 | 122.976 | \$ 945.93 |